City of Unalaska
Regular City Council Meeting
Tuesday, March 28, 2017, 6:00 PM
Unalaska City Hall Council Chambers
AGENDA

Call to Order
Roll Call
Pledge of Allegiance
Recognition of Visitors
Additions to Agenda
Minutes: March 14, 2017 Regular Meeting; March 24, 2017 Public Hearing
Financial Report: February 2017
Board/Commission Reports:
Awards/Presentations: Unalaska High School Foreign Language Class
Manager's Report
Project Update Report
Community Input/Announcements
Public Input on Agenda Items

Legislative

Public Hearing

Work Session

1. Presentation: Unalaska School District fiscal year 2018 budget

2. Discussion: City of Unalaska fiscal year 2018 budget

3. Discussion: Unalaska Marine Center Dock Position 3 & 4 Replacement Project

4. Discussion: Request for proposals for Unalaska Marine Center preferential use agreements

5. Discussion: Funding for Marine Advisory Agent position

Reconvene to Regular Session

Consent Agenda

Unfinished Business

New Business

1. Resolution 2017-26: AUTHORIZING THE CITY MANAGER TO NEGOTIATE AND ENTER INTO AGREEMENTS WITH TURNAGAIN MARINE CONSTRUCTION AND PND ENGINEERS, INC TO CONSTRUCT THE UNALASKA MARINE CENTER DOCK POSITION 3 & 4 REPLACEMENT PROJECT IN A TOTAL AMOUNT NOT TO EXCEED $39,000,000.

2. Resolution 2017-27: SUPPORTING FUNDING TO THE ALASKA PUBLIC BROADCASTING COMMISSION

3. Mayor/Council Travel: North Pacific Fishery Management Council meeting, Anchorage, April 4-11, 2017

Executive Session: IBU Contract negotiations

Council Directives to Manager
Community Input/Announcements
Adjournment

City of Unalaska
Regular City Council Meeting
Tuesday, March 14, 2017, 6:00 PM
Unalaska City Hall Council Chambers
MINUTES

The regular meeting of the Unalaska City Council was called to order at 6:00 pm, February 28, 2017, in the Unalaska City Hall Council chambers. Roll was taken:

PRESENT:
Frank Kelty, Mayor
Rachelle Hatfield
Roger Rowland (Telephonic)
John Waldron
Alejandro Tungul
Yudelka Leclere

ABSENT:
David Gregory (Excused)

Pledge of Allegiance: Mayor Kelty led the Pledge of Allegiance.
Recognition of Visitors
Additions to Agenda
Minutes: Waldron made a motion to adopt the February 28, 2017 Regular Meeting Minutes; Leclere seconded. Motion passed 4-0.
Financial Report: January 2017 in the packet.
Board/Commission Reports:
Awards/Presentations
Manager's Report: In the packet.
Project Update Report
Community Input/Announcements
Public Input on Agenda Items

Legislative

Public Hearing

Work Session
Tungul made a motion to move into Work Session; Waldron seconded. Motion passed by consensus.

1. Discussion: Utility Rates
David Martinson, City Manager, led the discussion on the Utility Rates.

Reconvene to Regular Session

Consent Agenda

Unfinished Business

New Business

1. RESOLUTION 2017-23: CONFIRMING THE MAYOR'S APPOINTMENT OF ELIZABETH WALLACE TO THE PARKS, CULTURE AND RECREATION ADVISORY COMMITTEE

Leclere made a motion to adopt Resolution 2017-23; Waldron seconded.
Roll Call Vote: Tungul – yes; Leclere – yes; Hatfield – yes; Rowland – yes; Waldron – yes.
Motion passed. 5-0

2. RESOLUTION 2017-22: AUTHORIZING THE CITY MANAGER TO INCREASE THE RATES IN THE WASTEWATER PROPRIETARY FUND BY 7% IN FY2018, 4% IN FY2019, 2% IN FY2020, AND 2% IN FY2021 AND INCREASE THE RATEs IN THE SOLID WASTE PROPRIETARY FUND BY 4.5% IN FY2018, 4.5% IN FY2019, AND 4.5% IN FY 2020. THE USE OF REVENUE FROM THE 1% SALES TAX SPECIAL REVENUE FUND, NOT TO EXCEED $1,300,000 ANNUALLY, TO SUPPLEMENT THE ANNUAL WATER, WASTEWATER, AND SOLID WASTE PROPRIETARY FUNDS BUDGETS.

Waldron made a motion to adopt Resolution 201722; Tungul seconded.
Roll Call Vote: Leclere – yes; Hatfield – yes; Rowland – yes; Waldron – yes; Tungul – yes
Motion passed. 5-0.

3. Liquor License Renewal: Review renewal application from Airport Restaurant & Lounge

City Council had no objection.

Council Directives to Manager
Community Input/Announcements:

- Unalaska City School Raider Basketball
  - All Tourney - Regions
    - Dallas Lane
    - Trevor Wilson
    - Kayla Villamor
    - Alleri Tungul

Adjournment: The meeting adjourned at 6:15pm.

_____
Cat Hazen
City Clerk

FUND - General Fund

Data Date: 3/15/2017

General Fund Operating Monthly Summary - Month Ending February 2017

	FY2017 Budget	February	FY2017 YTD	% OF BUD	FY2016 YTD	INC/(DEC) Last Year
REVENUES						
Raw Seafood Tax	5,300,000	305,312	3,074,589	58%	3,348,626	(274,038)
AK Fisheries Business	3,900,000	0	4,018,888	103%	3,752,155	266,732
AK Fisheries Resource Landing	5,300,000	0	7,776,504	147%	2,989,207	4,787,297
Property Taxes	6,000,000	23,420	5,995,364	100%	5,881,160	114,204
Sales Tax	6,600,000	581,908	5,192,963	79%	5,780,721	(587,758)
Investment Earnings	700,000	170,076	100,131	14%	470,241	(370,110)
Other Revenues	4,767,134	250,710	2,121,784	45%	2,294,838	(173,054)
Appropriated Fund Balance	0	0	0	0%	0	0
Total General Fund Revenues	32,567,134	1,331,426	28,280,222	87%	24,516,949	3,763,273
EXPENDITURES						
Mayor & Council	520,401	31,920	265,790	51%	289,546	(23,756)
City Administration						
City Manager's Office	420,496	30,045	257,390	61%	231,165	26,225
Administration	1,130,880	51,970	599,934	53%	611,704	(11,770)
Natural Resources	0	0	0	0%	57,394	(57,394)
Total City Administration	1,551,376	82,015	857,324	55%	900,263	(42,939)
City Clerk	507,812	35,119	321,248	63%	285,147	36,102
Finance						
Finance	1,073,633	63,243	606,866	57%	583,938	22,929
Information Systems	705,422	45,413	454,103	64%	452,672	1,431
Total Finance	1,779,055	108,656	1,060,970	60%	1,036,610	24,360
Planning	692,362	30,132	246,879	36%	253,800	(6,922)
Public Safety						
Police and Admin	3,357,474	277,643	1,813,485	54%	1,723,209	90,276
Corrections	871,753	70,855	520,954	60%	534,541	(13,588)
Fire, EMS, and Communications	1,531,144	142,490	815,408	53%	963,738	(148,330)
Total Public Safety	5,760,372	490,988	3,149,846	55%	3,221,488	(71,641)
Public Works						
DPW Admin & Engineering	750,250	55,363	400,983	53%	398,041	2,942
Streets and Roads	2,552,698	227,442	1,446,854	57%	1,390,791	56,063
Receiving and Supply	266,938	21,773	170,925	64%	206,612	(35,687)
Veh & Equip Maintenance	1,113,873	77,063	779,614	70%	542,090	237,524
Facilities Maintenance	1,427,406	66,745	819,585	57%	772,520	47,065
Total Public Works	6,111,164	448,385	3,617,961	59%	3,310,053	307,908
Parks, Culture & Recreation						
PCR Administration	192,353	19,043	149,002	77%	203,821	(54,819)
Recreation Programs	775,209	64,430	458,276	59%	405,957	52,319
Community Center Operations	837,711	60,050	422,428	50%	352,421	70,007
Library	781,841	59,998	441,360	56%	439,201	2,160
Aquatics Center	299,340	20,811	154,722	52%	153,805	917
Parks	36,405	2,567	26,998	74%	14,668	12,330
Total Parks, Culture & Recreation	2,922,858	226,898	1,652,788	57%	1,569,874	82,914
Other Expenses	5,824,138	403,030	4,191,242	72%	4,217,983	(26,741)
Total Operating Expenditures	25,669,538	1,857,145	15,364,048	60%	15,084,763	279,285
Transfers To General Fund	0	0	0	0%	0	0
Transfers To Special Revenue	0	0	0	0%	0	0
Transfers To Capital Projects	541,405	0	541,405	100%	878,393	(336,988)
Transfers To Enterprise Funds	0	0	0	0%	0	0
Transfers To Enterprise Capital	3,818,367	350,000	3,818,367	100%	0	3,818,367
	4,359,772	350,000	4,359,772	100%	878,393	3,481,379
	30,029,310	2,207,145	19,723,820	66%	15,963,156	3,760,664
Surplus/(Deficit)	2,537,824	(875,719)	8,556,403	77%	8,553,793	2,610

Operating Monthly Summary - Month Ending February 2017

	FY2017 Budget	February	FY2017 YTD	% OF BUD	FY2016 YTD	INC/(DEC) Last Year
Electric Proprietary Fund						
REVENUES	17,255,299	1,833,060	11,283,887	65%	9,813,324	1,470,563
Electric Line Repair & Maint	1,284,837	69,219	492,375	38%	628,051	(135,676)
Electric Production	10,462,010	902,258	5,760,681	55%	5,129,814	630,867
Facilities Maintenance	330,211	2,360	48,768	15%	76,171	(27,403)
Utility Administration	4,948,080	359,998	3,303,901	67%	3,178,796	125,105
Veh & Equip Maintenance	58,040	2,824	29,218	50%	17,503	11,714
Transfers Out	263,070	0	263,070	100%	381,876	(118,806)
EXPENSES	17,346,248	1,336,658	9,898,012	57%	9,412,210	485,801
NET EARNINGS/(LOSS)	(90,949)	496,402	1,385,875		401,114	984,761
Water Proprietary Fund						
REVENUES	2,586,020	443,353	1,871,993	72%	1,955,091	(83,098)
Transfers Out	(128,033)	0	(128,033)	100%	525,000	(653,033)
Facilities Maintenance	41,678	1,314	15,832	38%	46,093	(30,261)
Utility Administration	1,662,252	132,796	1,068,496	64%	835,183	233,312
Veh & Equip Maintenance	33,644	2,076	12,029	36%	9,091	2,938
Water Operations	1,326,672	93,062	626,974	47%	672,563	(45,590)
EXPENSES	2,936,213	229,248	1,595,297	54%	2,087,930	(492,633)
NET EARNINGS/(LOSS)	(350,193)	214,105	276,696		(132,839)	409,536
Wastewater Proprietary Fund						
REVENUES	2,367,254	228,276	1,605,811	68%	1,596,020	9,791
Transfers Out	181,377	0	181,377	100%	0	181,377
Facilities Maintenance	40,918	2,008	25,765	63%	17,492	8,272
Utility Administration	1,889,052	143,863	1,202,902	64%	711,228	491,674
Veh & Equip Maintenance	27,061	1,703	9,190	34%	21,324	(12,134)
Wastewater Operations	2,044,196	115,131	896,537	44%	735,097	161,440
EXPENSES	4,182,604	262,705	2,315,772	55%	1,485,142	830,630
NET EARNINGS/(LOSS)	(1,815,350)	(34,429)	(709,961)		110,879	(820,839)
Solid Waste Proprietary Fund						
REVENUES	2,456,592	237,100	1,525,726	62%	1,719,165	(193,439)
Facilities Maintenance	110,967	3,060	52,349	47%	37,080	15,270
Solid Waste Operations	1,372,799	85,880	724,549	53%	756,747	(32,198)
Utility Administration	1,458,468	159,452	1,035,342	71%	836,681	198,661
Veh & Equip Maintenance	131,158	2,885	23,787	18%	39,569	(15,782)
Transfers Out	0	0	0	0%	127,383	(127,383)
EXPENSES	3,073,392	251,276	1,836,027	60%	1,797,461	38,567
NET EARNINGS/(LOSS)	(616,800)	(14,177)	(310,301)		(78,296)	(232,006)

	FY2017 Budget	February	FY2017 YTD	% OF BUD	FY2016 YTD	INC/(DEC) Last Year
Ports & Harbors Proprietary Fund						
REVENUES	7,404,928	590,341	4,358,292	59%	4,488,273	(129,982)
Bobby Storrs Small Boat Harbor	174,126	10,381	105,070	60%	69,299	35,771
CEM Small Boat Harbor	715,112	37,776	393,602	55%	424,317	(30,715)
Facilities Maintenance	45,894	819	25,293	55%	19,925	5,369
Harbor Office	4,762,963	475,818	3,058,849	64%	2,865,331	193,518
Ports Security	78,475	0	7,952	10%	11,553	(3,601)
Spit & Light Cargo Docks	592,657	33,968	283,827	48%	303,300	(19,473)
Unalaska Marine Center	988,804	81,230	637,456	64%	616,782	20,674
Veh & Equip Maintenance	57,471	5,833	29,816	52%	38,051	(8,235)
Transfers Out	4,611,500	161,500	4,611,500	100%	1,722,158	2,889,342
EXPENSES	12,027,002	807,324	9,153,364	76%	6,070,714	3,082,651
NET EARNINGS/(LOSS)	(4,622,074)	(216,983)	(4,795,073)		(1,582,440)	(3,212,633)
Airport Proprietary Fund						
REVENUES	553,626	7,458	308,974	56%	387,008	(78,034)
Airport Admin/Operations	720,798	51,113	433,387	60%	457,606	(24,219)
Facilities Maintenance	378,466	6,920	148,328	39%	100,560	47,768
EXPENSES	1,099,264	58,034	581,715	53%	558,166	23,549
NET EARNINGS/(LOSS)	(545,638)	(50,576)	(272,741)		(171,158)	(101,583)
Housing Proprietary Fund						
REVENUES	275,242	12,550	157,329	57%	191,518	(34,189)
Facilities Maintenance	182,316	4,738	58,295	32%	51,384	6,910
Housing Admin & Operating	365,149	25,500	215,504	59%	216,848	(1,343)
EXPENSES	547,465	30,238	273,799	50%	268,232	5,567
NET EARNINGS/(LOSS)	(272,223)	(17,688)	(116,470)		(76,715)	(39,755)

City of Unalaska
February 2017

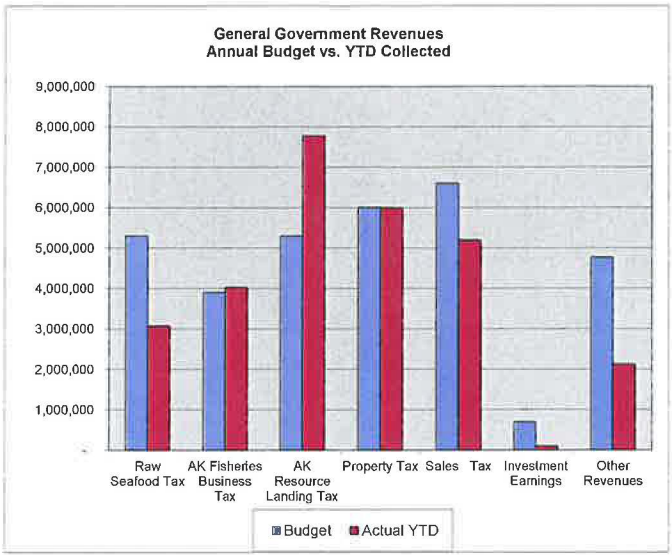

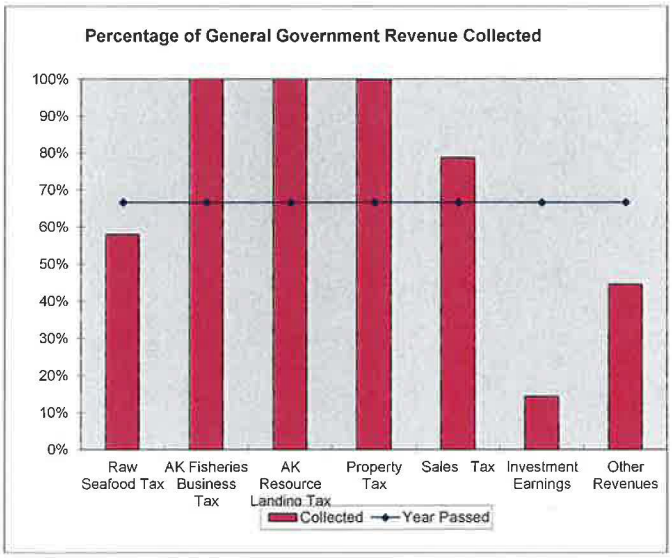

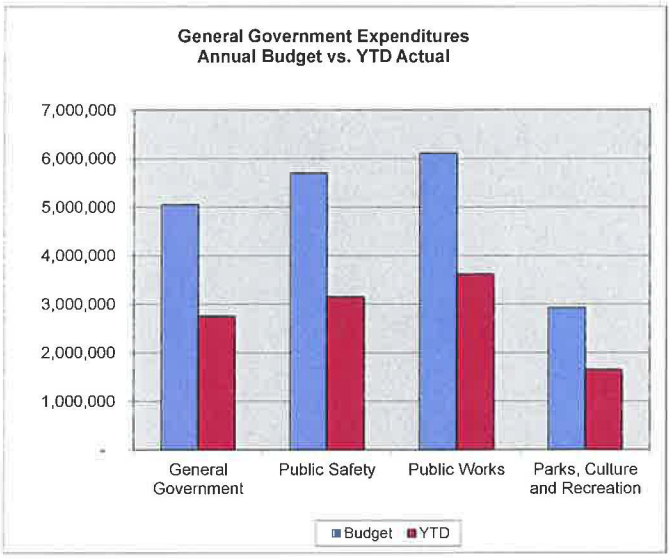

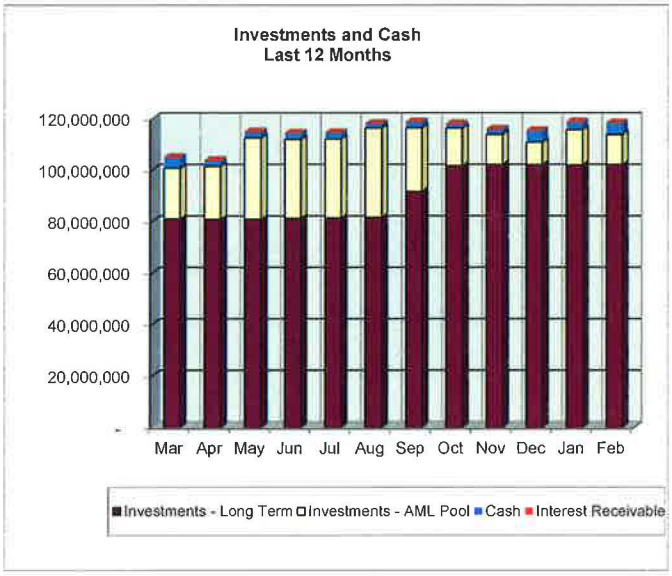

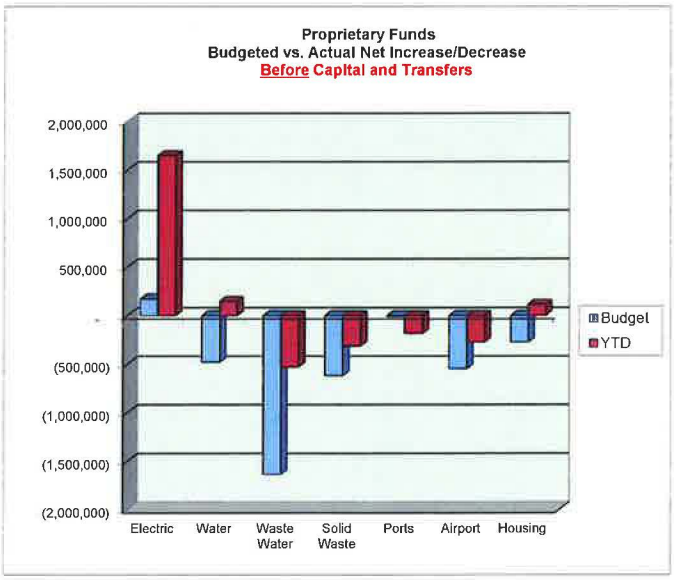

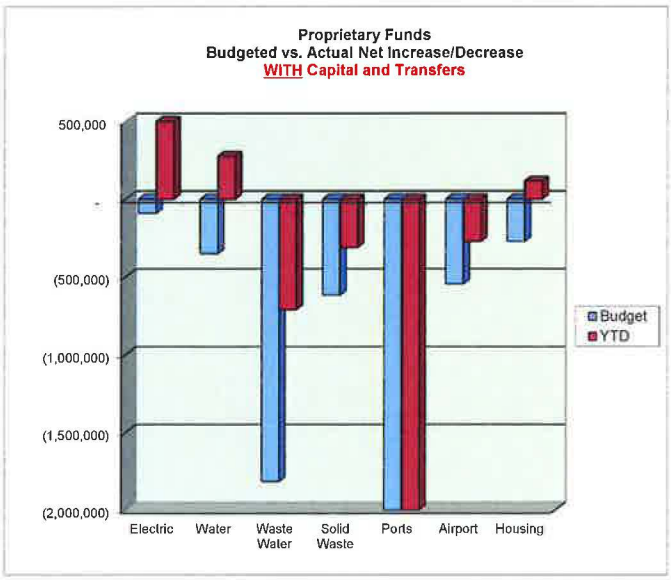

City of Unalaska
Utility Revenue Report
Summary

02/28/17

FY17 Budget Month	Electric	Water	Waste Water	Solid Waste	Monthly Revenue	FY17 Revenue	FY16YTD Revenue	YTD Inc/(Dec)
Jul-16	1,094,351	347,751	202,091	207,477	1,851,671	1,851,671	2,135,511	(283,840)
Aug-16	1,927,482	357,840	230,831	230,632	2,746,786	4,598,457	4,433,764	164,692
Sep-16	1,467,443	227,983	213,531	201,992	2,110,948	6,709,405	6,750,620	(41,215)
Oct-16	1,232,674	116,215	201,525	204,915	1,755,329	8,464,733	8,512,726	(47,992)
Nov-16	1,200,929	93,253	180,302	138,849	1,613,333	10,078,066	10,210,214	(132,148)
Dec-16	1,244,158	88,073	140,863	127,374	1,600,468	11,678,534	11,590,601	87,933
Jan-17	1,283,789	197,526	208,393	177,387	1,867,095	13,545,629	13,017,150	528,478
Feb-17	1,833,060	443,353	228,276	237,100	2,741,789	16,287,417	15,083,600	1,203,818
Mar-17	0	0	0	0	0	0	17,269,914	0
Apr-17	0	0	0	0	0	0	18,727,753	0
May-17	0	0	0	0	0	0	20,066,872	0
Jun-17	0	0	0	0	0	0	21,512,492	0
YTD Totals	11,283,887	1,871,993	1,605,812	1,525,726	16,287,417			
FY17 Budget	17,310,124	2,907,224	4,180,624	3,050,368	27,448,340			
% to budget	65.2	64.4	38.4	50.0	59.3			

City of Unalaska
Electric Revenue Report
Electric Fund

02/28/17

FY17 Budget Month	Residential	Small General	Large General	Industrial	P.C.E. Assist	Other Revenues	Monthly Revenue	FY17YTD Revenue	FY16 YTD Revenue	YTD Inc/(Dec)
Jul-16	79,994	75,268	129,585	761,890	43,365	4,250	1,094,351	1,094,351	1,372,624	(278,272)
Aug-16	97,489	89,255	158,711	1,520,404	56,587	5,036	1,927,482	3,021,833	2,946,377	75,456
Sep-16	94,895	84,682	138,691	1,061,048	47,536	40,591	1,467,443	4,489,276	4,538,494	(49,218)
Oct-16	98,454	88,574	141,795	848,678	51,192	3,982	1,232,674	5,721,951	5,743,736	(21,786)
Nov-16	108,963	88,785	145,445	808,044	45,229	4,462	1,200,929	6,922,880	6,923,736	(856)
Dec-16	114,975	96,485	153,689	818,939	55,535	4,536	1,244,158	8,167,038	7,912,064	254,973
Jan-17	123,687	105,689	165,886	827,142	53,804	7,582	1,283,789	9,450,826	8,739,159	711,668
Feb-17	109,583	98,287	161,506	1,396,140	62,797	4,747	1,833,060	11,283,887	9,813,324	1,470,562
Mar-17							0	0	11,026,246	0
Apr-17							0	0	11,925,168	0
May-17							0	0	12,752,706	0
Jun-17							0	0	13,593,203	0
YTD Totals	828,039	727,025	1,195,308	8,042,284	416,044	75,186	11,283,887			
FY17 Budget	1,127,831	1,266,314	2,538,359	11,488,785	627,396	261,439	17,310,124			
% of Budget	73.4	57.4	47.1	70.0	66.3	28.8	65.2			

Kwh Sold

FY17 Month	Residential	SM. Gen (Includes Street lights)	Large General	Industrial	Total FY17 Kwh Sold	Total FY16 Kwh Sold	Increase (Decrease)
July	256,247	244,314	437,623	2,663,064	3,601,248	3,872,837	(271,589)
August	301,114	275,783	506,219	5,070,439	6,153,555	4,287,775	1,865,780
September	303,307	278,215	472,655	3,717,580	4,771,757	4,759,505	12,252
October	319,767	297,223	487,473	3,022,580	4,127,043	3,829,480	297,563
November	341,247	295,630	487,979	2,846,055	3,970,911	3,721,887	249,024
December	355,878	313,696	505,882	2,821,473	3,996,929	3,109,492	887,437
January	371,628	332,812	533,240	2,768,502	4,006,182	2,730,665	1,275,517
February	326,803	303,248	512,875	4,574,810	5,717,736	3,707,146	2,010,590
March					0	4,232,668	0
April					0	3,250,565	0
May					0	2,955,498	0
June					0	2,756,433	0
Total	2,575,991	2,340,921	3,943,946	27,484,503	36,345,361	43,213,951	6,326,574
Percent Sold	7.1%	6.4%	10.9%	75.6%	100.0%		

Generator Fuel	
FY17 Average Price Fuel	FY16 Average Price Fuel
2.0050	2.5870
1.7797	2.2050
1.9143	1.9372
1.9047	2.0451
2.0043	2.0080
1.9799	1.7700
2.1193	1.5327
2.0840	1.3830
	1.4710
	1.5600
	1.7613
	2.0924
1.9739	1.8627
5.97%	

% Change from Prior Year

FY17 Cumulative kwh Sold	FY16 Cumulative kwh Sold
3,601,248	3,872,837
9,754,803	8,160,612
14,526,560	12,920,117
18,653,603	16,749,597
22,624,514	20,471,484
26,621,443	23,580,976
30,627,625	26,311,641
36,345,361	30,018,787
36,345,361	34,251,455
36,345,361	37,502,020
36,345,361	40,457,518
36,345,361	43,213,951

City of Unalaska
Water Revenue Report
Water Fund

02/28/17

FY17 Month	Unmetered Sales	Metered Sales	Other Revenues	Monthly Revenue	FY17 YTD Revenue	FY16 YTD Revenue	YTD Inc/(Dec)
Jul-16	13,135	333,961	655	347,751	347,751	322,405	25,347
Aug-16	13,116	344,682	42	357,840	705,591	644,763	60,829
Sep-16	13,161	214,773	48	227,983	933,574	912,771	20,803
Oct-16	13,168	103,010	37	116,215	1,049,789	1,036,238	13,551
Nov-16	13,217	79,268	768	93,253	1,143,042	1,186,292	(43,250)
Dec-16	13,209	73,988	876	88,073	1,231,114	1,289,985	(58,870)
Jan-17	13,114	184,224	187	197,526	1,428,640	1,483,297	(54,657)
Feb-17	12,662	430,216	476	443,353	1,871,993	1,955,090	(83,097)
Mar-17				0	0	2,406,231	0
Apr-17				0	0	2,548,486	0
May-17				0	0	2,654,368	0
Jun-17				0	0	2,892,694	0
YTD Totals	104,782	1,764,122	3,089	1,871,993			
FY17 Budget	158,393	2,373,486	375,345	2,907,224			
% of Budget	66.2	74.3	0.8	64.4			

Million Gallons Produced

FY17 Month	FY17 Water Produced	FY16 Water Produced	Increase (Decrease)	FY17 Water Cumulative	FY16 Water Cumulative
July	149.478	136.302	13.176	149.478	136.302
August	156.704	133.337	23.367	306.182	269.639
September	103.629	113.487	(9.858)	409.811	383.126
October	58.010	60.224	(2.214)	467.821	443.350
November	52.400	82.761	(30.361)	520.221	526.111
December	46.102	49.533	(3.431)	566.323	575.644
January	102.784	86.046	16.738	669.107	661.690
February	185.237	201.764	(16.527)	854.344	863.454
March		162.151	0.000	0.000	1025.605
April		66.746	0.000	0.000	1092.351
May		48.948	0.000	0.000	1141.299
June		104.656	0.000	0.000	1245.955
Total	854.344	1245.955	(9.110)		

City of Unalaska
Wastewater Revenue Report
Wastewater Fund

02/28/17

FY17 Month	Unmetered Sales	Metered Commercial	Metered Industrial	Other Revenues	Monthly Revenue	FY17 YTD Revenue	FY16 YTD Revenue	YTD Inc/(Dec)
Jul-16	35,959	153,248	5,328	7,557	202,091	202,091	217,981	(15,890)
Aug-16	35,907	178,890	6,187	9,847	230,831	432,923	424,247	8,676
Sep-16	36,031	156,232	7,871	13396.05	213,531	646,453	639,577	6,876
Oct-16	36,051	151,740	9,713	4,021	201,525	847,978	832,111	15,867
Nov-16	36,186	117,593	8,800	17,724	180,302	1,028,280	1,029,751	(1,471)
Dec-16	36,163	93,358	8,125	3,218	140,863	1,169,143	1,173,700	(4,557)
Jan-17	35,982	159,589	9,066	3,757	208,393	1,377,536	1,367,000	10,536
Feb-17	34,762	174,197	13,064	6,253	228,276	1,605,812	1,596,021	9,791
Mar-17					0	0	1,830,163	0
Apr-17					0	0	2,021,590	0
May-17					0	0	2,182,437	0
Jun-17					0	0	2,372,356	0
YTD Totals	287,040	1,184,846	68,154	65,772	1,605,812			
FY17 Budget	433,654	1,815,874	41,360	1,889,736	4,180,624			
% of Budget	66.2	65.2	164.8	3.5	38.4			

FY17 Month	FY17 Effluent (Gal)	FY16 Effluent (Gal)	Increase (Decrease)
July	11,309,000	11,568,192	(259,192)
August	11,829,000	11,049,481	779,519
September	12,047,000	10,488,000	1,559,000
October	14,938,000	10,538,000	4,400,000
November	12,195,000	12,437,000	(242,000)
December	12,015,000	12,652,000	(637,000)
January	14,737,000	15,127,000	(390,000)
February	13,914,000	15,235,000	(1,321,000)
March		15,007,000	0
April		13,744,000	0
May		9,599,000	0
June		10,558,000	0
Total	102,984,000	148,002,673	3,889,327

FY17 Cumulative	FY16 Cumulative
11,309,000	11,568,192
23,138,000	22,617,673
35,185,000	33,105,673
50,123,000	43,643,673
62,318,000	56,080,673
74,333,000	68,732,673
89,070,000	83,859,673
102,984,000	99,094,673
0	114,101,673
0	127,845,673
0	137,444,673
0	148,002,673

City of Unalaska
Solid Waste Revenue Report
Solid Waste Fund

02/28/17

FY17 Month	Residential Fees	Tipping Fees	Other Revenue	Monthly Revenue	FY17 YTD Revenue	FY16YTD Revenue	YTD Inc/(Dec)
Jul-16	23,813	166,079	17,586	207,477	207,477	222,501	(15,024)
Aug-16	23,891	182,927	23,815	230,632	438,109	418,378	19,731
Sep-16	23,912	160,461	17,619	201,992	640,101	659,777	(19,676)
Oct-16	23,932	156,171	24,812	204,915	845,016	900,640	(55,624)
Nov-16	23,969	98,813	16,067	138,849	983,865	1,070,436	(86,571)
Dec-16	24,035	90,635	12,704	127,374	1,111,239	1,214,851	(103,612)
Jan-17	24,006	124,987	28,394	177,387	1,288,626	1,427,695	(139,068)
Feb-17	23,207	184,611	29,282	237,100	1,525,726	1,719,165	(193,438)
Mar-17				0	0	2,007,275	0
Apr-17				0	0	2,232,510	0
May-17				0	0	2,477,361	0
Jun-17				0	0	2,654,240	0
YTD Totals	190,764	1,164,684	170,278	1,525,726			
FY17 Budget	250,700	1,881,569	918,099	3,050,368			
% of Budget	76.1	61.9	18.5	50.0			

FY17 Month	FY17 Tons of Waste	FY16 Tons of Waste	Increase (Decrease)
July	687.27	778.49	(91.22)
August	774.78	661.22	113.56
September	705.97	794.63	(88.66)
October	672.35	693.30	(20.95)
November	426.54	493.31	(66.77)
December	433.12	443.42	(10.30)
January	577.07	682.63	(105.56)
February	756.52	915.57	(159.05)
March		983.01	0.00
April		743.02	0.00
May		556.96	0.00
June		673.53	0.00
Total	5033.62	8419.09	(428.95)

Cummulative	
FY17 Tons of Waste	FY16 Tons of Waste
687.27	667.04
1462.05	1321.70
2168.02	1947.29
2840.37	2539.35
3266.91	2997.11
3700.03	3406.45
4277.10	4025.91
5033.62	4781.31
0.00	5612.50
0.00	6294.20
0.00	6782.81
0.00	7508.25

CITY OF UNALASKA
FY17 PORTS REVENUE

		UMC Dock				Spit Dock		Small Boat Harbor		Cargo Dock		CEM							
Month	Year	Docking/ Moorage	Wharfage Fees	Rental Fees	Utility Fees	Docking / Moorage	Utility Fees	Docking / Moorage	Utility Fees	Dockage / Moorage	Wharfage Rental/Util	Docking/ Moorage	Utility Fees	Other Rev&Fees	Monthly Revenue	FY17 YTD Revenue	% of Budget	FY16 YTD Revenue	YTD Inc(Dec)
Jul	2016	121,144	244,890	47,549	33,439	26,245	1,599	6,493	1,153	3,411	15,572	7,868	4,552	3,486	517,401	517,401	7.5%	667,306	(149,905)
Aug	2016	142,387	281,112	47,097	33,777	54,742	771	7,469	1,051	3,954	7,034	29,739	7,793	13,100	630,025	1,147,427	16.5%	1,381,669	(234,242)
Sept	2016	125,164	317,605	45,679	21,051	66,248	5,904	6,006	376	1,074	2,634	51,352	11,612	21,868	676,575	1,824,001	26.3%	2,080,508	(256,507)
Oct	2016	134,339	322,947	46,012	38,835	28,751	8,716	5,169	405	3,297	3,244	26,060	15,112	30,953	663,840	2,487,841	35.8%	2,635,326	(147,485)
Nov	2016	88,608	144,292	45,285	36,108	22,688	10,267	6,778	905	1,736	1,616	59,355	40,651	326	458,613	2,946,454	42.5%	3,085,417	(138,962)
Dec	2016	42,160	26,500	45,564	24,011	20,389	13,275	3,936	1,812	3,172	1,694	54,693	50,817	1,535	289,556	3,236,011	46.6%	3,502,901	(266,890)
Jan	2017	90,691	83,296	48,074	24,183	30,300	9,808	9,693	1,935	10,720	12,142	178,287	33,161	-350	531,942	3,767,952	54.3%	3,989,699	(221,747)
Feb	2017	136,206	238,607	49,129	58,384	42,128	1,958	2,739	1,163	11,403	17,181	3,549	15,982	11,913	590,341	4,358,293	62.8%	4,488,273	(129,980)
Mar	2017														0	0	0.0%	5,202,916	0
Apr	2017														0	0	0.0%	5,913,536	0
May	2017														0	0	0.0%	6,301,854	0
Jun	2017														0	0	0.0%	6,688,763	0
Totals		880,699	1,659,248	374,389	269,787	291,492	52,299	48,282	8,800	38,766	61,117	410,903	179,679	82,832	4,358,293				
Loc total			3,184,124			343,791		57,082		99,883		590,582							
Loc percent			73.1%			7.9%		1.3%		2.3%		13.6%							
FY17 Budget		1,320,000	3,050,000	610,000	340,000	410,000	104,658	74,000	17,494	120,000	81,300	510,000	230,000	73,000	6,940,452				
% to Budget		66.7%	54.4%	61.4%	79.3%	71.1%	50.0%	65.2%	50.3%	32.3%	75.2%	80.6%	78.1%	113.5%	62.8%				

PORTS RECEIVABLES

Month	Year	Current	Over 30 Days	Over 60 Days	Over 90 Days	Total Due	% Past Due 90 Days +	Cash Received
Jul	2016	509,405	143,323	10,914	3,607	667,250	0.5%	339,270
Aug	2016	600,037	94,754	14,417	4,090	713,298	0.6%	624,082
Sept	2016	700,042	131,375	33,613	10,428	875,458	1.2%	881,119
Oct	2016	591,223	208,107	26,968	12,166	838,464	1.5%	702,151
Nov	2016	534,752	113,371	(234)	3,765	651,653	0.6%	645,425
Dec	2016	258,190	104,855	110,505	(2,662)	470,888	-0.6%	483,224
Jan	2017	425,618	62,447	6,920	(4,950)	490,035	-1.0%	499,890
Feb	2017	537,069	68,860	2,026	1,333	609,288	0.2%	460,388
Mar	2017					0	0.0%	
Apr	2017					0	0.0%	
May	2017					0	0.0%	
Jun	2017					0	0.0%	
						YTD Cash Received		4,635,549

CITY OF UNALASKA
FY17 AIRPORT REVENUE

MONTH	YEAR	MONTHLY LEASES	MISC INCOME	LATE FEES	MONTHLY REVENUE	FY17 YTD REVENUE	% OF BUDGET	FY16 YTD REVENUE	YTD INC/(DEC)
JUL	2016	40,972	30	805	41,806	41,806	7.6%	47,403	(5,597)
AUG	2016	44,161	25	801	44,986	86,793	15.8%	95,999	(9,207)
SEP	2016	43,386	123	795	44,304	131,096	23.9%	144,739	(13,643)
OCT	2016	42,398	39	430	42,867	173,963	31.7%	188,290	(14,327)
NOV	2016	42,155	40	580	42,775	216,738	39.5%	232,876	(16,138)
DEC	2016	38,814	35	775	39,624	256,362	46.7%	290,573	(34,211)
JAN	2017	44,551	15	588	45,153	301,516	54.9%	332,144	(30,628)
FEB	2017	7,069	0	389	7,458	308,973	56.3%	387,008	(78,034)
MAR	2017				0	0	0.0%	430,257	0
APR	2017				0	0	0.0%	489,279	0
MAY	2017				0	0	0.0%	533,137	0
JUN	2017				0	0	0.0%	572,921	0
TOTAL		303,505	307	5,161	308,973		0.0%		
FY17 BUDGET		544,206	200	4,500	548,906				
% TO BUDGET		55.8%	153.4%	114.7%	56.3%				

RECEIVABLE BALANCES

MONTH	YEAR	CURRENT	OVER 30 DAYS	OVER 60 DAYS	OVER 90 DAYS	TOTAL DUE	% PAST DUE 90 DAYS +	CASH RECEIVED
JUL	2016	34,421	32,204	22,380	75,401	164,405	45.9%	24,251
AUG	2016	37,502	30,572	22,381	74,691	165,146	45.2%	47,623
SEP	2016	37,519	33,164	23,320	73,778	167,781	44.0%	40,686
OCT	2016	36,555	29,612	22,292	51,972	140,430	37.0%	73,450
NOV	2016	37,574	29,612	22,303	50,877	140,366	36.2%	41,857
DEC	2016	37,570	32,411	22,404	70,739	163,123	43.4%	15,885
JAN	2017	38,333	32,286	22,381	71,322	164,322	43.4%	45,165
FEB	2017	34,155	22,187	15,902	33,391	105,635	31.6%	65,163
MAR	2017					0	0.0%	
APR	2017					0	0.0%	
MAY	2017					0	0.0%	
JUN	2017					0	0.0%	
							YTD TOTAL	354,079

FY 17 HOUSING RENTAL REVENUE

MONTH	YEAR	HOUSING RENTALS	MISC. REVENUE	MONTHLY REVENUE	FY17 YTD REVENUE	% OF BUDGET	FY16 YTD REVENUE	YTD INC/(DEC)
JUL	2016	29,400		29,400	29,400	10.9%	30,743	(1,343)
AUG	2016	22,782		22,782	52,182	19.3%	54,143	(1,960)
SEP	2016	22,010		22,010	74,192	27.4%	69,193	5,000
OCT	2016	11,250		11,250	85,442	31.6%	98,643	(13,200)
NOV	2016	23,766		23,766	109,209	40.4%	114,268	(5,059)
DEC	2016	9,643		9,643	118,851	43.9%	145,218	(26,366)
JAN	2017	25,928		25,928	144,779	53.5%	161,168	(16,389)
FEB	2017	12,550		12,550	157,329	58.1%	191,518	(34,189)
MAR	2017			0	0	0.0%	214,668	0
APR	2017			0	0	0.0%	230,602	0
MAY	2017			0	0	0.0%	253,736	0
JUN	2017			0	0	0.0%	276,506	0
TOTAL		157,329	0	157,329				
FY17 Budget		270,564	0	270,564				
% TO BUDGET		58.1%		58.1%				

OPEN CAPITAL PROJECTS AS OF 02/28/17

MUNIS ID	DESCRIPTION	FY2017 REVISED BUDGET	EXPENSED	ENCUMBERED	MUNIS AVAILABLE	ACTUAL AVAILABLE	CLOSE-OUT FY
GENERAL GOVERNMENT							
Public Safety							
PS602	NEW FIRE ENGINE	$ 737,573	$ 650,350.00	$ -	$ 87,223	$ 87,223	18
Public Works							
D0810	S-CURVE PATHWAYS	$ 66,000	$ 65,706	$ -	$ 294	$ 294	18
PW004	ILULAQ LAKE DRAINAGE	$ 1,078,312	$ 86,868	$ -	$ 991,444	$ 991,444	17
PW203	CITYWIDE MULTIPLE LOCATION DRAINAGE	$ 3,450,000	$ 2,149,945	$ 132,337	$ 1,167,718	$ 1,167,718	18
PW204	PAVEMENT RESURFACING-EXISTING PVMN	$ 7,928,000	$ 6,543,733	$ -	$ 1,384,267	$ 1,384,267	15*
PW301	SHORE PROTECTION & EROSION CONTROL	$ 265,000	$ 97,642	$ -	$ 167,358	$ 167,358	17
PW401	SUMMER BAY BRIDGE REPLACEMENT	$ 2,330,307	$ 2,103,130	$ 22,211	$ 204,966	$ 204,966	17
PW502	OSI MITIGATION (LOWER RIVER)	$ 150,000	$ 67,192	$ -	$ 82,808	$ 82,808	17*
PW601	CEMETERY SURVEY	$ 35,000	$ 24,160	$ -	$ 10,840	$ 10,840	17*
Parks, Culture & Recreation							
PR401	AQUATICS CENTER IMPROVEMENTS	$ 2,047,823	$ 2,042,715	$ -	$ 5,108	$ 5,108	17*
PR601	PUBLIC LIBRARY EXPANSION	$ 12,500	$ -	$ -	$ 12,500	$ 12,500	22
Education							
SS17A	SCHOOLS BACKFLOW PREVENTER INSTALL	$ 105,119	$ 80,002	$ 17,438	$ 7,679	$ 7,679	17
SS601	UCSD PLAYGROUND RENOVATION	$ 300,000	$ -	$ -	$ 300,000	$ 300,000	17
Other							
GG17A	GEN GOV BACKFLOW PREVENTER INSTALL	$ 436,286	$ 272,833	$ 131,405	$ 32,048	$ 32,048	17
GG601	GIS ORTHOPHOTOGRAPHY	$ 100,000	$ -	$ 95,000	$ 5,000	$ 5,000	17
GG602	CITY NETWORK CORE UPGRADE	$ 302,000	$ 299,886	$ -	$ 2,114	$ 2,114	17*
	TOTAL GENERAL GOVERNMENT	**$ 19,343,920**	**$ 14,484,162**	**$ 398,391**	**$ 4,461,367**	**$ 4,461,367**	
ELECTRIC							
Electric							
EL17A	ELECT. BACKFLOW PREVENTER INSTALLATION	$ 38,670	$ 30,187	$ 6,116	$ 2,367	$ 2,367	17
EL17B	OLD PH BATTERY SYSTEM REPLACEMENT	$ 263,070	$ -	$ 41,434	$ 221,636	$ 221,636	18
EL17C	CAPTAINS BAY ELECTRICAL UPGRADE	$ 2,650,836	$ 182,920	$ 83,755	$ 2,384,162	$ 2,384,162	18
EL302	POWERHOUSE ENGINE 4* 7,550,900.82 CAP FY15	$ 8,575,088	$ 7,781,894	$ 140,801	$ 652,393	$ 652,393	17
EL501	ALYESKA ELECTRICAL TIE-IN	$ 687,076	$ 679,960	$ 2,224	$ 4,892	$ 4,892	17
	TOTAL ELECTRIC	**$ 12,214,740**	**$ 8,674,960**	**$ 274,330**	**$ 3,265,451**	**$ 3,265,451**	
WATER							
Water							
WA17A	WATER BACKFLOW PREVENTER INSTALL	$ 77,072	$ 13,003	$ 58,859	$ 5,211	$ 5,211	17
WA17B	FIBER OPTIC INFRASTRUCTURE DEVELOP	$ 59,127	$ -	$ -	$ 59,127	$ 59,127	18
WA17C	PYRAMID WTP MICRO TURBINES	$ 50,000	$ -	$ -	$ 50,000	$ 50,000	19
WA17D	WATER TRUCK FILLING STATION	$ 159,325	$ -	$ -	$ 159,325	$ 159,325	18
WA304	WATER SUPPLY DEVELOP PHASE II	$ 560,020	$ 356,427	$ -	$ 203,593	$ 203,593	18
WA402	WATER FLOW OPTIMIZATION	$ 99,500	$ 14,340	$ -	$ 85,160	$ 85,160	18
WA501	PYRAMID WATER STORAGE TANK	$ 625,000	$ 93,662	$ -	$ 531,338	$ 531,338	21
WA502	BACKFLOW PREVENTION	$ 119,365	$ 119,365	$ -	$ -	$ -	17*

OPEN CAPITAL PROJECTS AS OF 02/28/17							
MUNIS ID	DESCRIPTION	FY2017 REVISED BUDGET	EXPENSED	ENCUMBERED	MUNIS AVAILABLE	ACTUAL AVAILABLE	CLOSE-OUT FY
WA504	WATER UTILITY AUTO METER READ	$ 106,052	$ 9	$ 33,375	$ 72,668	$ 72,668	19
WA905	WATER TREATMENT PLANT	$ 16,403,081	$ 13,253,776	$ 47,133	$ 3,102,172	$ 3,102,172	17
	TOTAL WATER	**$ 18,258,542**	**$ 13,850,582**	**$ 139,367**	**$ 4,268,593**	**$ 4,268,593**	
WASTEWATER							
Wastewater							
J0519	WASTE WATER TREATMENT PLANT	$ 31,786,913	$ 29,990,801	$ 236,928	$ 1,559,184	$ 1,559,184	17
WW17A	WW BACKFLOW PREVENTER INSTALL	$ 24,123	$ 17,122	$ 4,700	$ 2,300	$ 2,300	17
WW17B	FIBER OPTIC INFRASTRUCTURE DEVELOP	$ 59,127	$ -	$ -	$ 59,127	$ 59,127	18
WW17C	LIFT STATIONS 2&5 DISCHARGE PIPE	$ 122,250	$ -	$ -	$ 122,250	$ 122,250	18
	TOTAL WASTEWATER	**$ 31,992,413**	**$ 30,007,924**	**$ 241,628**	**$ 1,742,861**	**$ 1,742,861**	
SOLID WASTE							
Solid Waste							
SW101	LANDFILL CELLS 2-1 & 2-2	$ 9,290,096	$ 5,523,476	$ -	$ 3,766,619	$ 3,766,619	17*
SW17A	SW BACKFLOW PREVENTER INSTALL	$ 82,796	$ 63,273	$ 14,582	$ 4,941	$ 4,941	17
	TOTAL SOLID WASTE	**$ 9,372,892**	**$ 5,586,750**	**$ 14,582**	**$ 3,771,560**	**$ 3,771,560**	
PORTS & HARBORS							
Ports & Harbors							
PH17A	PORTS BACKFLOW PREVENTER INSTALL	$ 137,147	$ 102,426	$ 27,296	$ 7,425	$ 7,425	17
PH17B	UMC SECURITY FENCING	$ 325,000	$ -	$ -	$ 325,000	$ 325,000	18
PH201	DREDGE ENRANCE CHANNEL-COE RECON	$ 791,000	$ 435,175	$ 14,856	$ 340,969	$ 340,969	21
PH301	UMC POSITIONS III & IV REPLACEMENT & EXPANSION	$ 3,167,358	$ 2,855,392	$ 6,235	$ 305,731	$ 305,731	19
PH303	ROBERT STORRS BOAT HARBOR C-FLOAT	$ 5,726,849	$ 5,345,373	$ -	$ 381,476	$ 381,476	17*
PH601	LIGHT CARGO DOCK EXPANSION	$ 4,245,650	$ 2,891,800	$ 126,686	$ 1,227,164	$ 1,227,164	17
PH602	LIGHT CARGO DOCK & UMC DREDGING	$ 109,650	$ -	$ -	$ 109,650	$ 109,650	21
PH905	ROBERT STORRS SBH IMPROVE A&B	$ 50,000	$ -	$ 22,360	$ 27,640	$ 27,640	22
	TOTAL PORTS & HARBORS	**$ 14,552,654**	**$ 11,630,167**	**$ 197,433**	**$ 2,725,054**	**$ 2,725,054**	
AIRPORT							
Airport							
AP17A	AIRPORT BACKFLOW PREVENTER INSTALL	$ 27,696	$ 20,734	$ 4,424	$ 2,538	$ 2,538	17
	TOTAL AIRPORT	**$ 27,696**	**$ 20,734**	**$ 4,424**	**$ 2,538**	**$ 2,538**	
HOUSING							
Housing							
EH17A	HOUSING BACKFLOW PREVENTER INSTALL	$ 15,727	$ 12,672	$ 2,275	$ 779	$ 779	17
	TOTAL HOUSING	**$ 15,727**	**$ 12,672**	**$ 2,275**	**$ 779**	**$ 779**	
	TOTAL OPEN PROJECTS	**$ 105,778,583**	**$ 84,267,950**	**$ 1,272,430**	**$ 20,238,204**	**$ 20,238,204**	

* Projects were approved to close with Resolution 2017-05 on 2/28/17

To: Mayor and Council

From: David A. Martinson, City Manager

Subject: City Manager's Report

Date: March 28, 2017

2017 Cruise Ships (REMINDER): This will be an input on the manager's report until the beginning of the Cruise season. CVB notified Ports that the cruise industry plans another 13 calls on Dutch Harbor/Unalaska this year. The first call is scheduled for May 14th and the last call is schooled for October 7th. As with all cruise ships this is a difficult undertaking depending on the time and date of the Port Call.

State Tsunami Exercise (REMINDER): On March 29, 2017 the State of Alaska is going to have a Tsunami exercise "Chill It's a Drill". As part of that exercise we will sound our sirens but there is no requirement for the community to respond. We do encourage organizations that need to test their response system to use this time for their evaluation. We will ensure the word gets out prior to the exercise in an effort to minimize the number of people that think it is a real-world event.

Budget Meetings (REMINDER): With the budget cycle in full swing I think it prudent to provide Council with some very important dates. We will discuss the budget at the regular Council Meeting on March 28th (Departmental Budget Discussion and School District); a special meeting on March 29th (CMMP and City Grants); the regular Council Meetings on April 25th (Resolutions supporting the Community Grant with amounts and the CMMP); the regular Council Meeting on May 9th (Council will need to approve the Mill Rate, Tax Rolls and First Reading of the budget ordinance, and we will convene the Board of Equalization); regular Council Meeting May 23rd (Second Reading of the budget ordinance).

Water Issue: March is typically one of the heaviest snowfall months. According to reports from snow-machiners who use our watershed, we have only received a couple of inches of snow above the 1,000 ft. elevation so far this month. The bowl above Icy Lake contains substantially less pack than it did at this time last year, but what pack there is contains much more ice. While ice contains more water per inch of pack than snow, it doesn't reflect the sun's heat as well and it tends to melt more rapidly. In addition, any ash remaining above the ice will accelerate the melt. We will need to keep close track of the snow pack, temperatures, and precipitation over the next few months, but it seems unlikely that any significant amount of additional snow pack will accumulate this spring.

FY 18 BUDGET PRESENTATION

MARCH 28, 2017

CITY COUNCIL MEETING

FY 18 BUDGET COMMITTEE

BRIAN CONWELL
BOB CUMMINGS
DAVID GIBSON
DARLENE JEPPESEN
JOHNNY KHONGSUK
DENISE RANKIN
CHERRY TAN
JENNIFER VAN DEVENTER
KARIE WILSON

WITH APPRECIATION TO THESE CONTRIBUTING MEMBERS OF THE PUBLIC: FERNANDO BARRERA, JOSEPH BUCKELEW, STEVEN GREGORY, FRANK KELTY, AND JONI SCOTT

UCSD ENROLLMENT FY 78 - FY 17

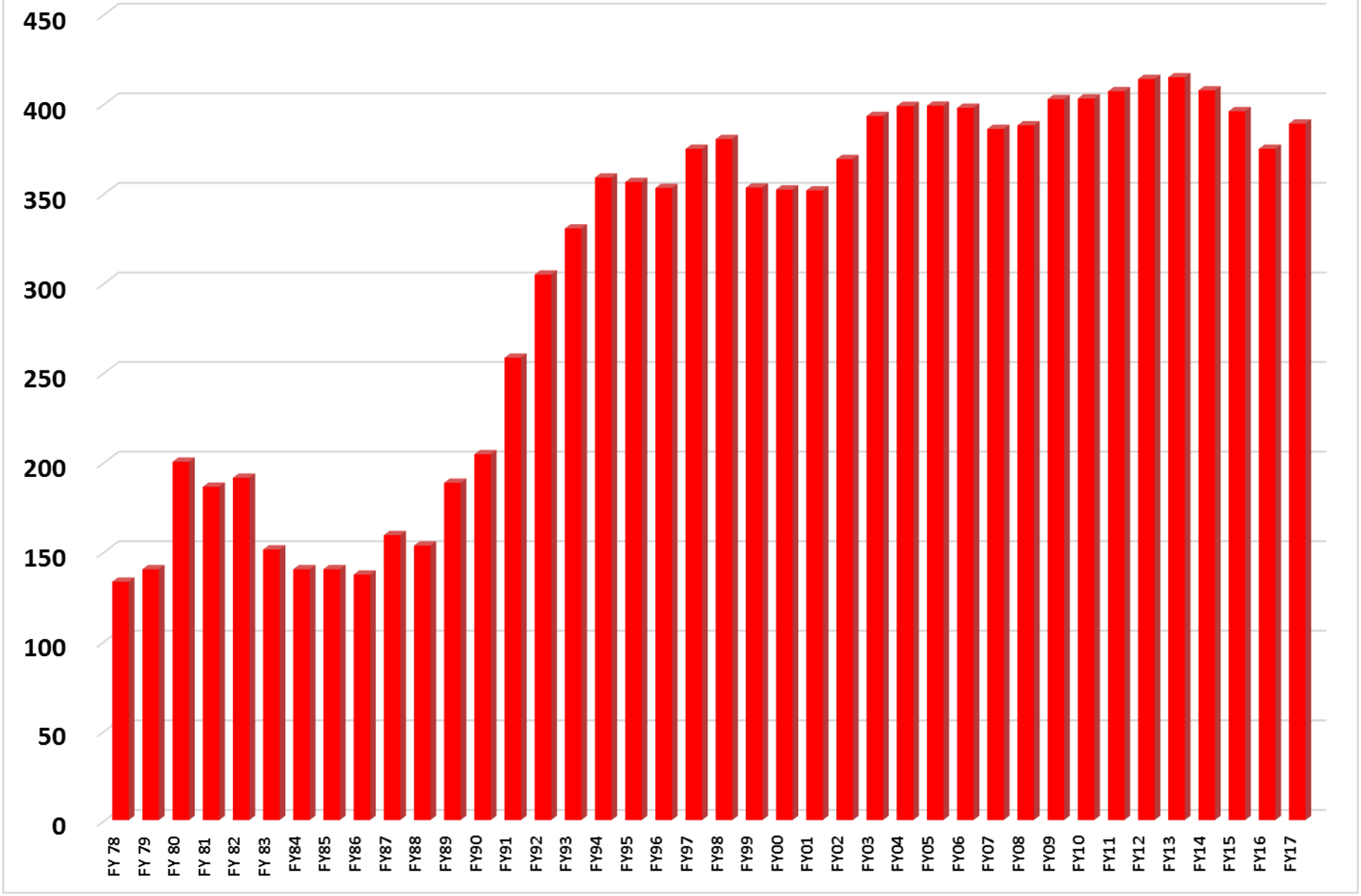

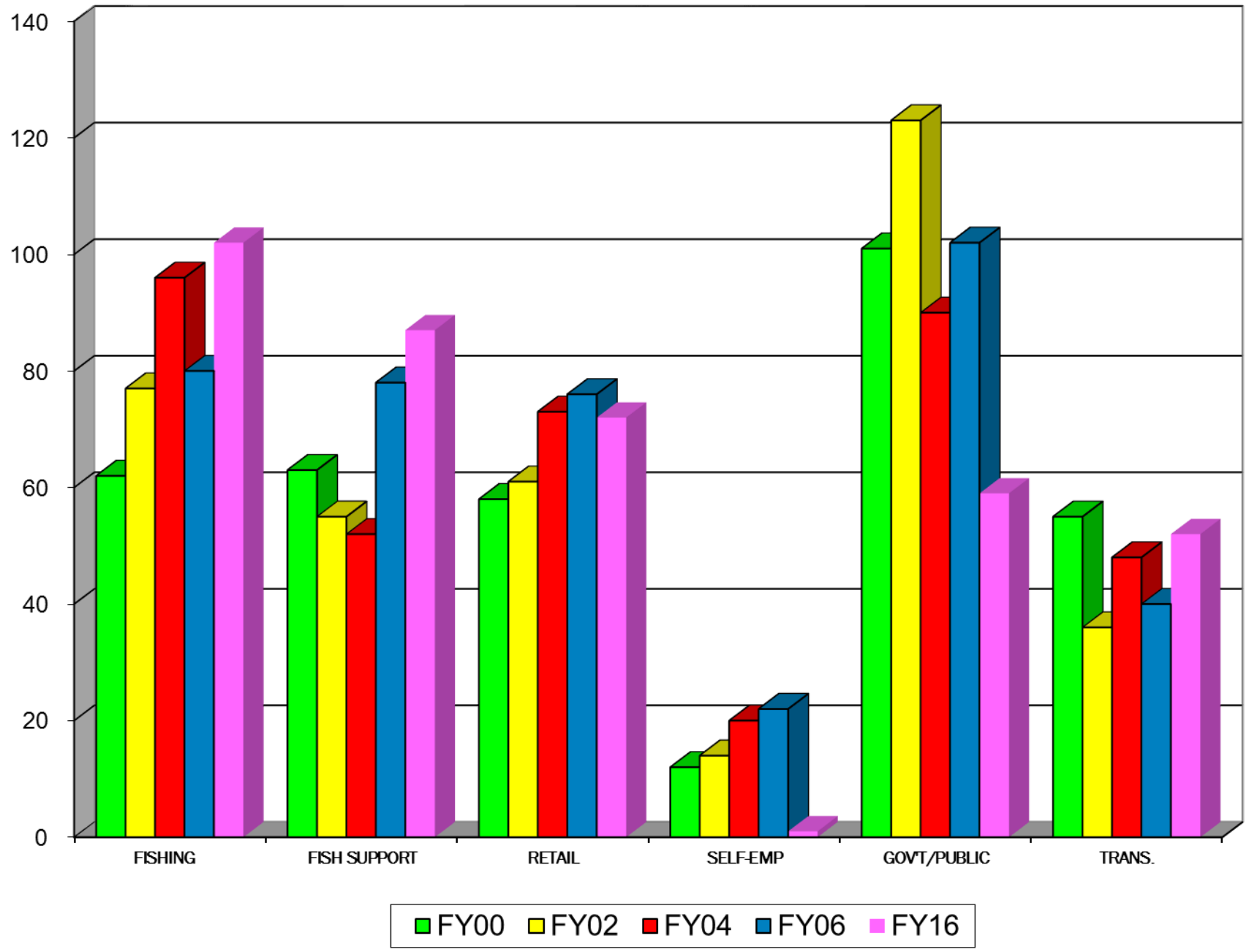
UNALASKA CITY SCHOOL DISTRICT
PARENT EMPLOYMENT
140
120
100
80
60
40
20
0
FISHING
FISH SUPPORT
RETAIL
SELF-EMP
GOVT/PUBLIC
TRANS.
FY00
FY02
FY04
FY06
FY16

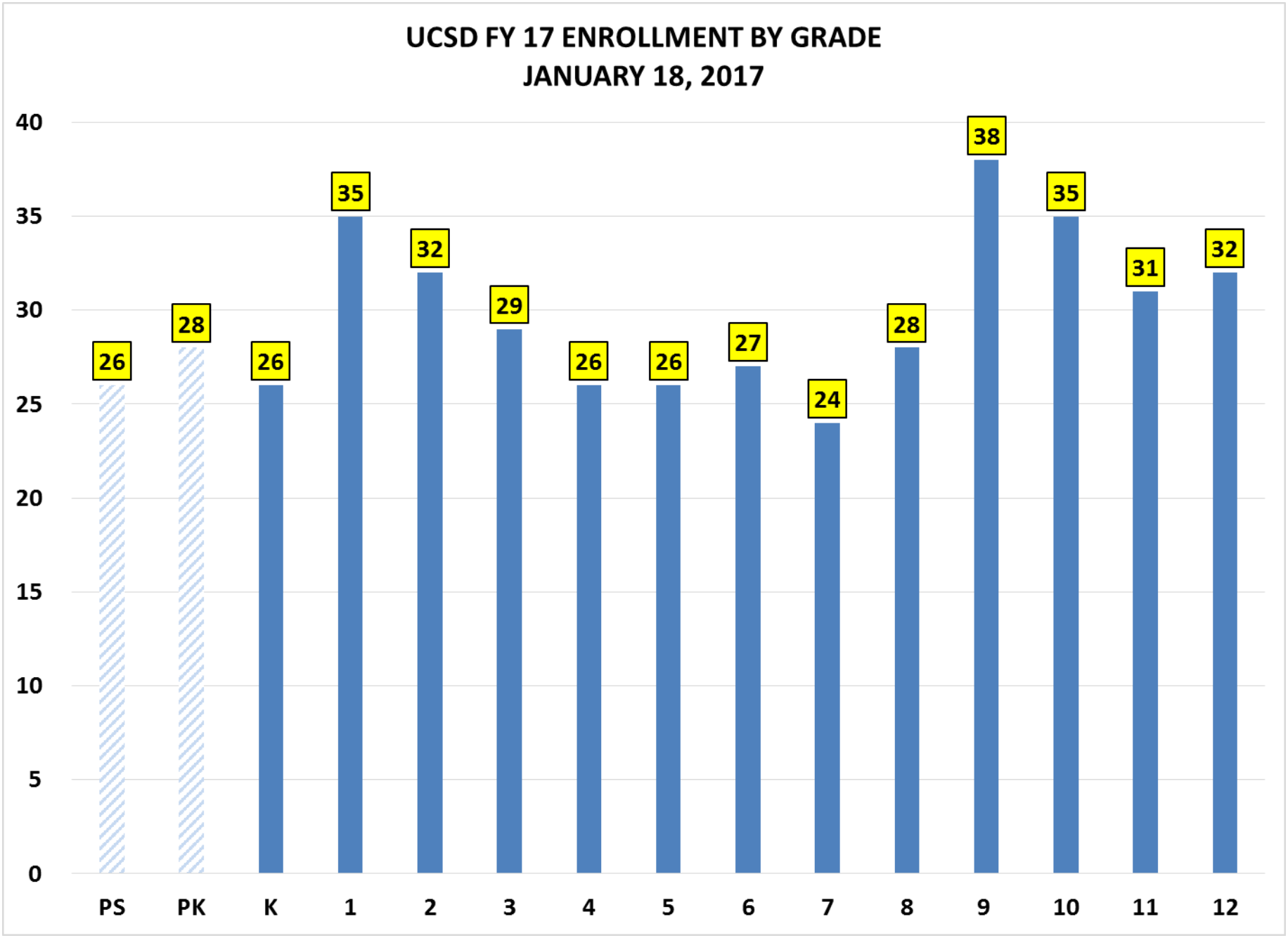
UCSD FY 17 ENROLLMENT BY GRADE
JANUARY 18, 2017
40
35
30
25
20
15
10
5
0
26
28
26
35
32
29
26
26
27
24
28
38
35
31
32
PS
PK
K
1
2
3
4
5
6
7
8
9
10
11
12

UCSD ENROLLMENT FY 00 - FY 18

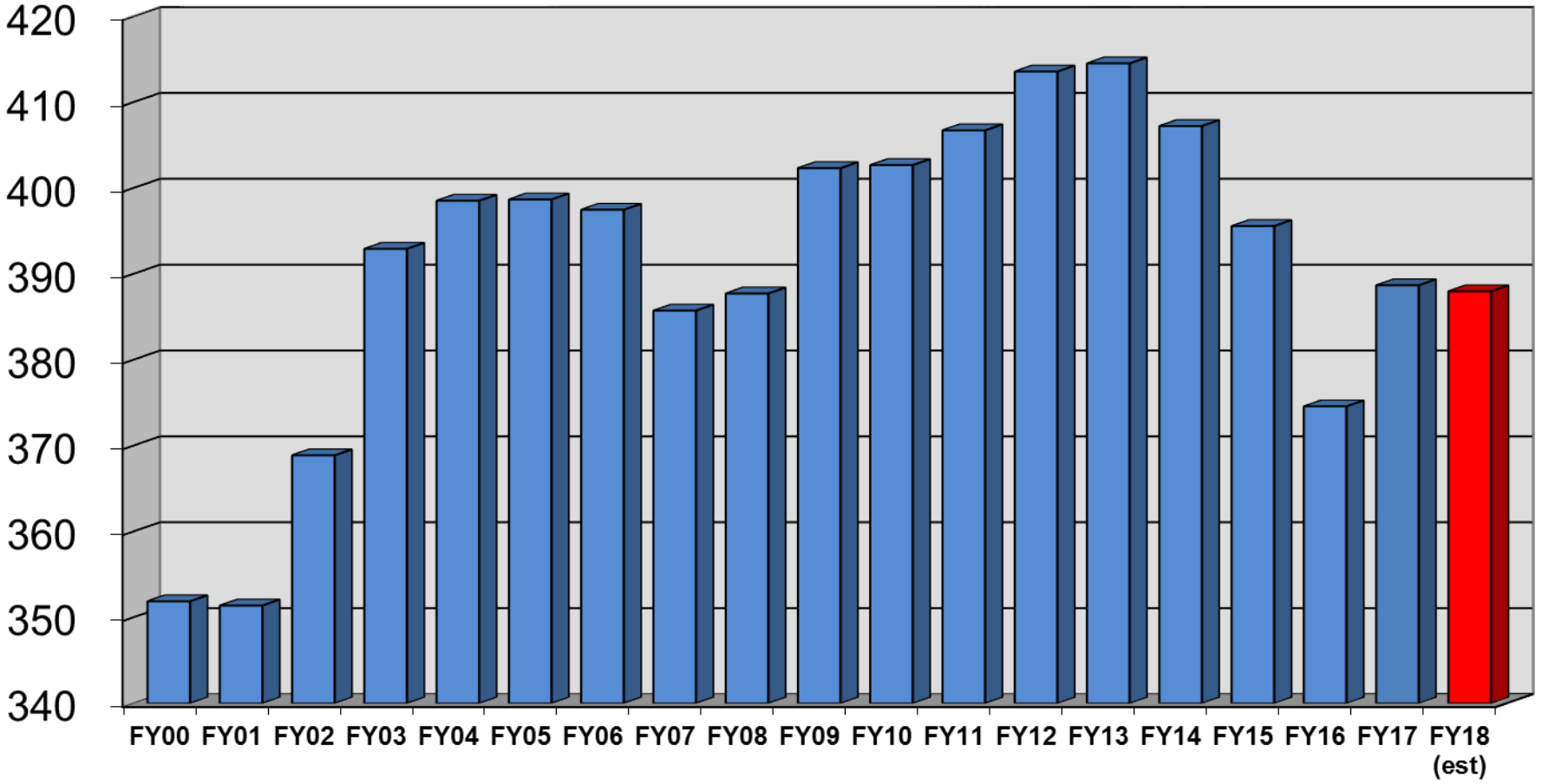

FY 18 PROJECTED STATE FUNDING

ENROLLMENT:	388
ADM:	531.24
COST FACTOR:	765.52
SPECIAL NEEDS:	918.62
INTENSIVE:	13
VOC ED FACTOR:	945.4
BASIC NEED:	$5,606,219
REQUIRED LOCAL:	($1,683,934)
IMPACT AID	($21,000)
STATE AID	$3,901,284
QUALITY SCHOOLS	$15,512
TOTAL:	$3,916,797

CITY OF UNALASKA
ASSESSED VALUATION

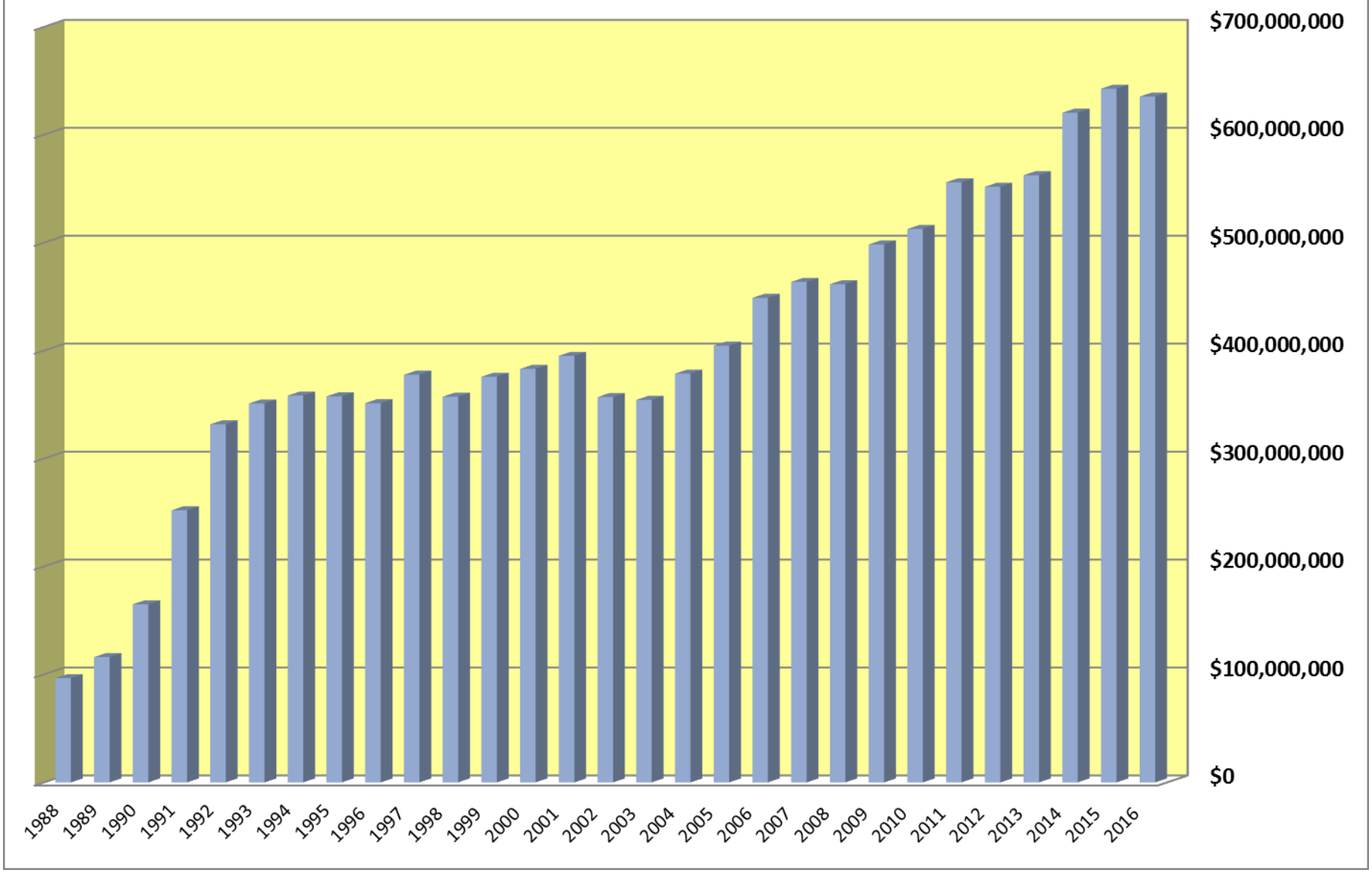

FY 18 LOCAL FUNDING CALCULATION

REQUIRED LOCAL:	$1,683,934
PLUS 23% of BASIC NEED:	$1,289,430
TOTAL:	$2,973,364

FY 92 - FY 17 STATE AND LOCAL REVENUE HISTORY PER STUDENT, NO PERS/TRS ON-BEHALF, INCLUDES SEPARATE APPROPRIATIONS

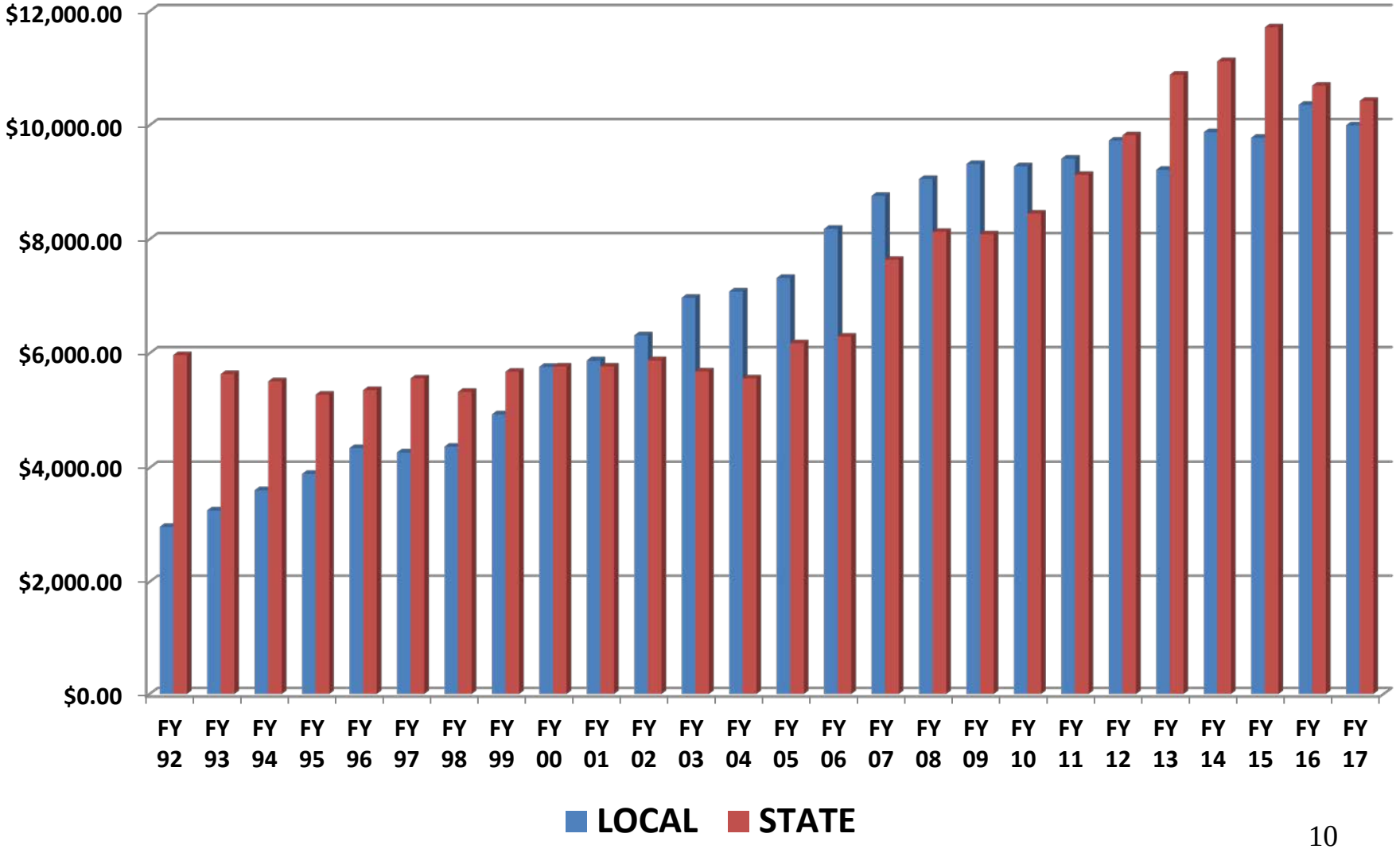

UCSD FY 18 PROJECTED REVENUES

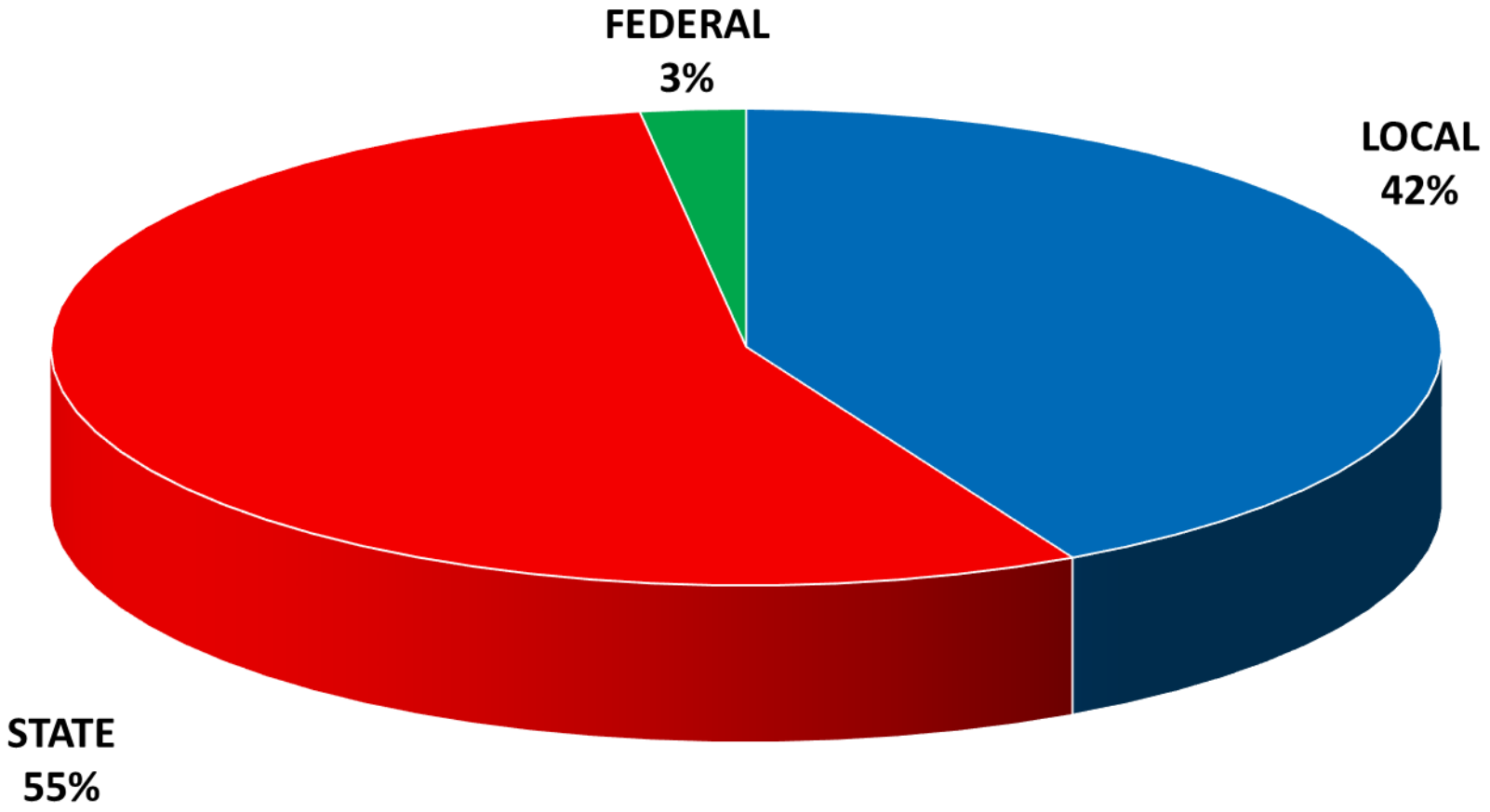

ASSUMPTIONS FOR FY 18:

1. BSA at FY 17's AMOUNT OF $5,930
2. NO CUTS TO FUNDING FROM STATE
3. 388 ENROLLMENT, LOSS OF 26.55 STUDENTS OR 6.4% SINCE FY 13
4. 7% INCREASE TO HEALTH INSURANCE – $2,565/MONTH/EMPLOYEE OR $30,780/YEAR
5. 7.74% INCREASE TO UTILITIES
6. STATUS QUO FOR STAFF

UCSD FY 18 BUDGET

388 ENROLLMENT

	FY 16 ACTUAL	FY 17 BUDGET	FY 18 PROJECTED	CHANGE FY17 TO FY18	% CHANGE
SALARIES	$3,609,531	$3,372,831	$3,399,462	$26,630.39	0.79%
BENEFITS	$1,993,570	$1,940,292	$2,133,556	$193,263.24	9.96%
PROFESSIONAL SERVICES	$1,276,335	$1,339,604	$1,352,943	$13,339	1.00%
SUPPLIES	$300,993	$359,600	$366,100	$6,500	1.81%
EQUIPMENT	$58,968	$198,940	$113,940	($85,000)	-42.73%
OTHER	$33,725	$37,500	$37,500	$0	0.00%
NON-PROGRAMMED CHARGES	$160,000	$10,000	$10,000	$0	0.00%
TOTAL EXPENDITURES	**$7,433,122**	**$7,258,767**	**$7,413,500**	**$154,733**	**2.13%**
TOTAL REVENUES	**$7,188,659**	**$7,260,219**	**$7,144,344**	**($115,875)**	**-1.60%**
DEFICIT/FUND BALANCE	**($244,463)**	**$1,452**	**($269,156)**		

SALARIES	FY 16	FY 17	FY 18	CHANGE	
	ACTUAL	BUDGET	PROJECTED	FY17 TO FY18	% CHANGE
TEACHERS	$2,430,771	$2,171,645	$2,224,208	$52,562	2.42%
AIDES	$288,478	$352,472	$312,300	($40,172)	-11.40%
SUBSTITUTES	$104,482	$45,000	$56,700	$11,700	26.00%
OFFICE STAFF	$336,925	$328,677	$335,175	$6,498	1.98%
ADMINISTRATION	$272,393	$276,668	$276,249	($420)	-0.15%
MAINTENANCE	$176,482	$198,368	$194,830	($3,538)	-1.78%
TOTAL	$3,609,531	$3,372,831	$3,399,462	$26,630	0.79%
PROFESSIONAL SERVICES	FY 16	FY 17	FY 18	CHANGE	
	ACTUAL	BUDGET	PROJECTED	FY17 TO FY18	% CHANGE
TRAVEL (87% student, 13% staff)	$572,951	$561,700	$562,200	$500	0.09%
UTILITIES	$325,055	$297,000	$320,000	$23,000	7.74%
INSURANCE	$27,055	$20,161	$25,000	$4,839	24.00%
PROFESSIONAL SERVICES	$153,706	$179,105	$164,105	($15,000)	-8.37%
PHONE, INTERNET, POSTAGE	$197,567	$281,638	$281,638	$0	0.00%
TOTAL	$1,276,335	$1,339,604	$1,352,943	$13,339	1.00%

UCSD FY 18 SALARIES

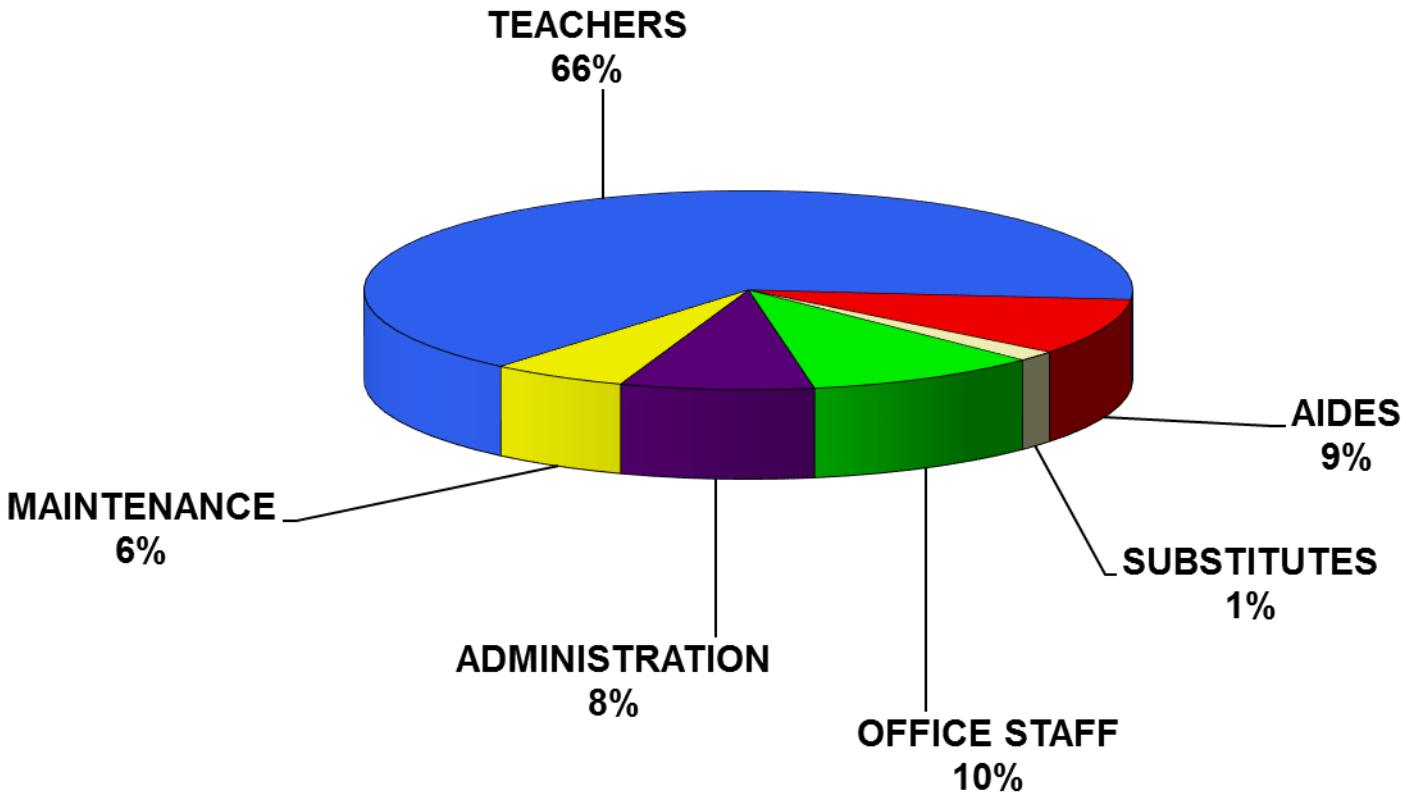

FY 18 REQUEST FOR CITY APPROPRIATION
ENROLLMENT OF 388

FY 15	FY 16	FY 17	FY 18	INC/DEC FROM FY 17	PERCENT INC/DEC	
$2,843,983	**$2,927,245**	**$2,988,604**	**$2,973,365**	($15,239)	-0.51%	**GENERAL FUND**
$707,808	**$632,189**	**$510,937**	**$532,555**	$21,618	4.23%	**COMMUNITY SCHOOLS**
$160,000	**$160,000**	**$140,000**	**$175,000**	$35,000	25.00%	**PRESCHOOL**
$157,000	**$160,000**	**$240,000**	**$265,000**	$25,000	10.42%	**FOOD SERVICES**
$3,868,791	**$3,879,434**	**$3,879,541**	**$3,945,920**	$66,379	1.71%	**SUBTOTAL**
$0	**$0**	**$0**	**$0**	$0		**REIMBURSE FOR CAPITAL PROJECTS**
$3,868,791	**$3,879,434**	**$3,879,541**	**$3,945,920**	**$66,379**	**1.72%**	**GRAND TOTAL**

TOTAL CITY APPROPRIATIONS FY 92 - FY 18

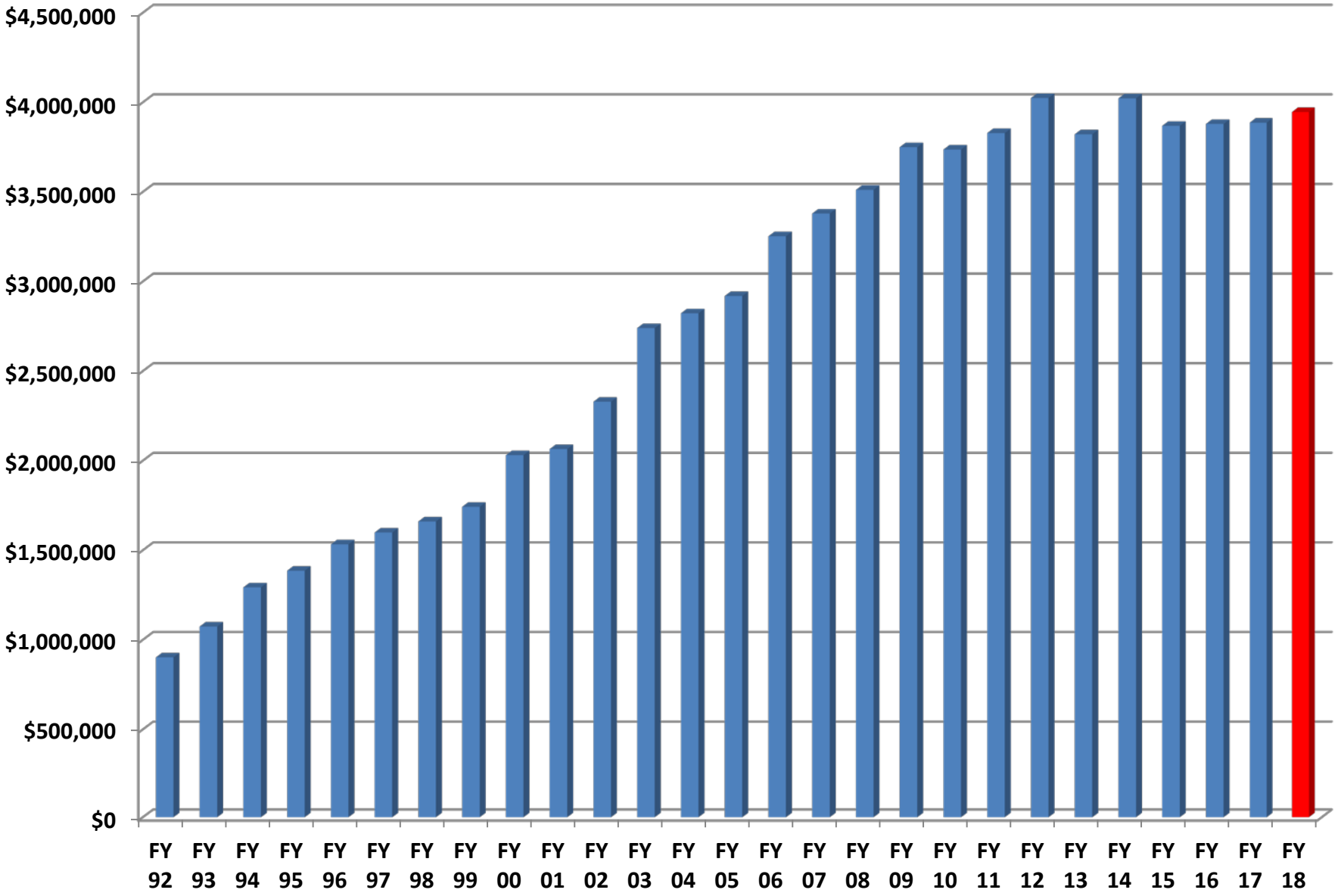

FY 18 BUDGET PRESENTATION

MARCH 9, 2017

SCHOOL BOARD MEETING

FY 18 BUDGET COMMITTEE

FERNANDO BARRERA
BRIAN CONWELL
BOB CUMMINGS
DAVID GIBSON
DARLENE JEPPESEN
FRANK KELTY
JOHNNY KHONGSUK
DENISE RANKIN
CHERRY TAN
JENNIFER VAN DEVENTER
KARIE WILSON

UCSD ENROLLMENT FY 78 - FY 17

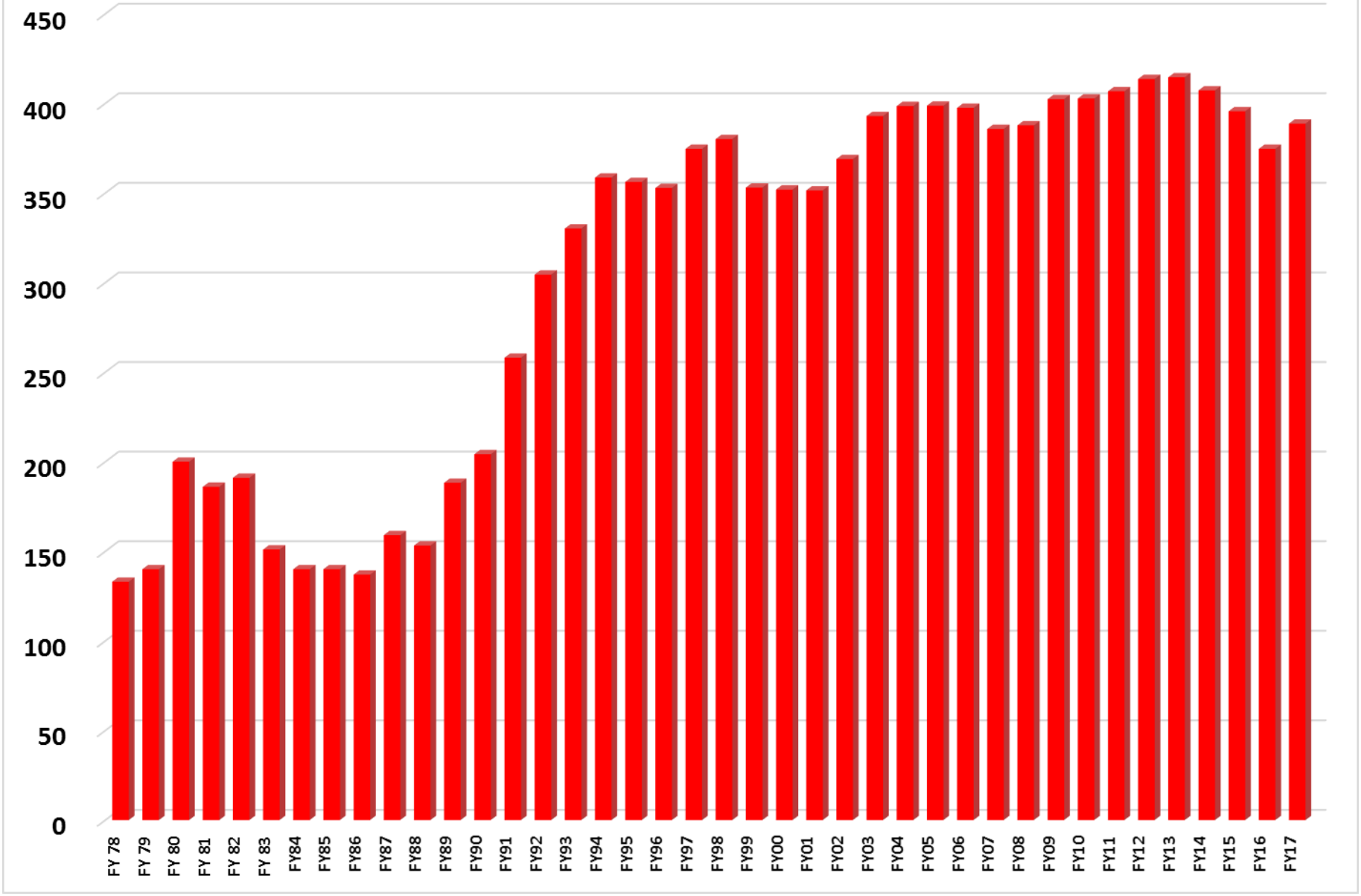

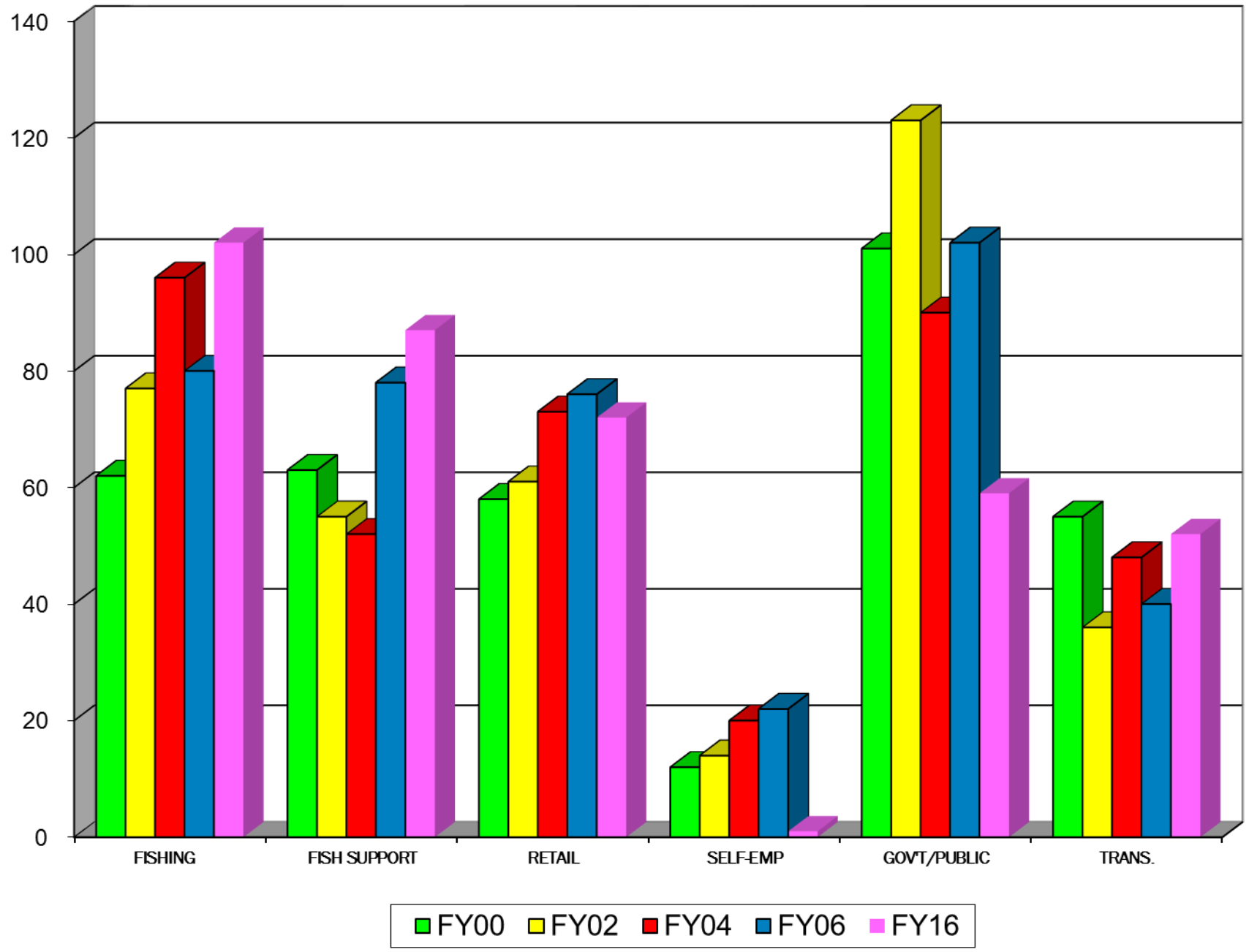
UNALASKA CITY SCHOOL DISTRICT
PARENT EMPLOYMENT
140
120
100
80
60
40
20
0
FISHING
FISH SUPPORT
RETAIL
SELF-EMP
GOVT/PUBLIC
TRANS.
FY00
FY02
FY04
FY06
FY16

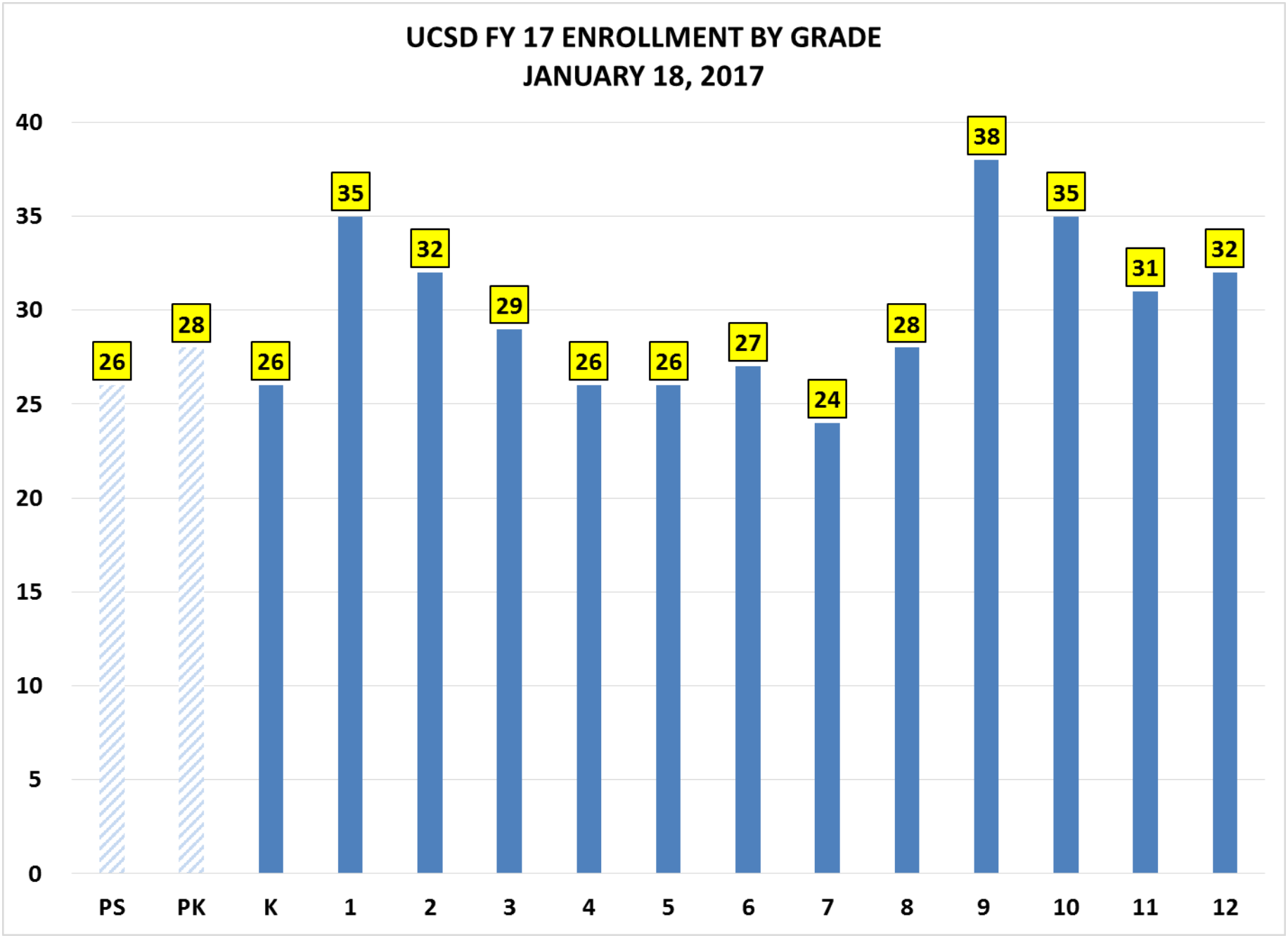
UCSD FY 17 ENROLLMENT BY GRADE
JANUARY 18, 2017
40
35
30
25
20
15
10
5
0
26
28
26
35
32
29
26
26
27
24
28
38
35
31
32
PS
PK
K
1
2
3
4
5
6
7
8
9
10
11
12

UCSD ENROLLMENT FY 00 - FY 18

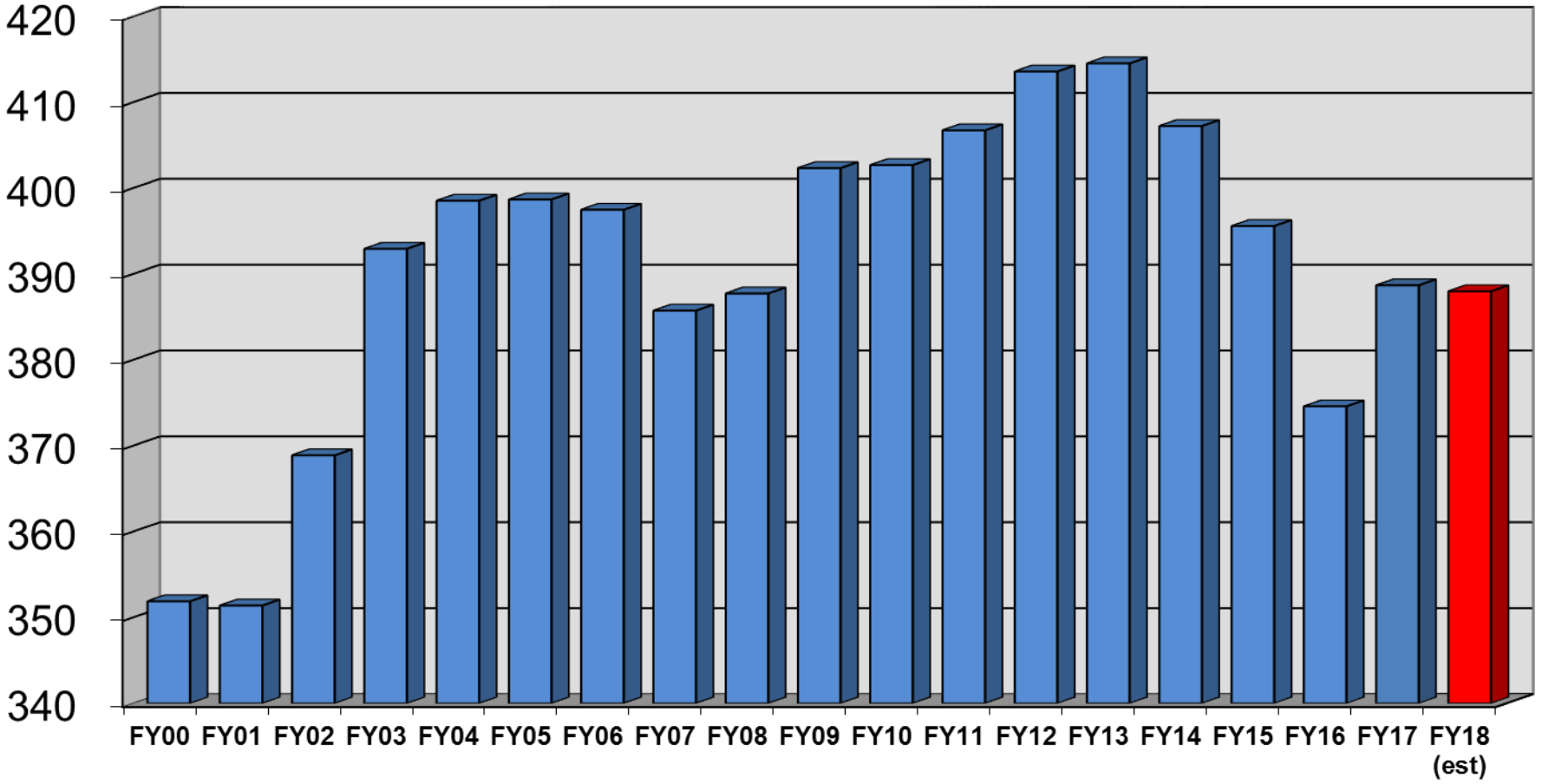

FY 18 PROJECTED STATE FUNDING

ENROLLMENT:	388
ADM:	531.24
COST FACTOR:	765.52
SPECIAL NEEDS:	918.62
INTENSIVE:	13
VOC ED FACTOR:	945.4
BASIC NEED:	$5,606,219
REQUIRED LOCAL:	($1,683,934)
IMPACT AID	($21,000)
STATE AID	$3,901,284
QUALITY SCHOOLS	$15,512
TOTAL:	$3,916,797

CITY OF UNALASKA
ASSESSED VALUATION

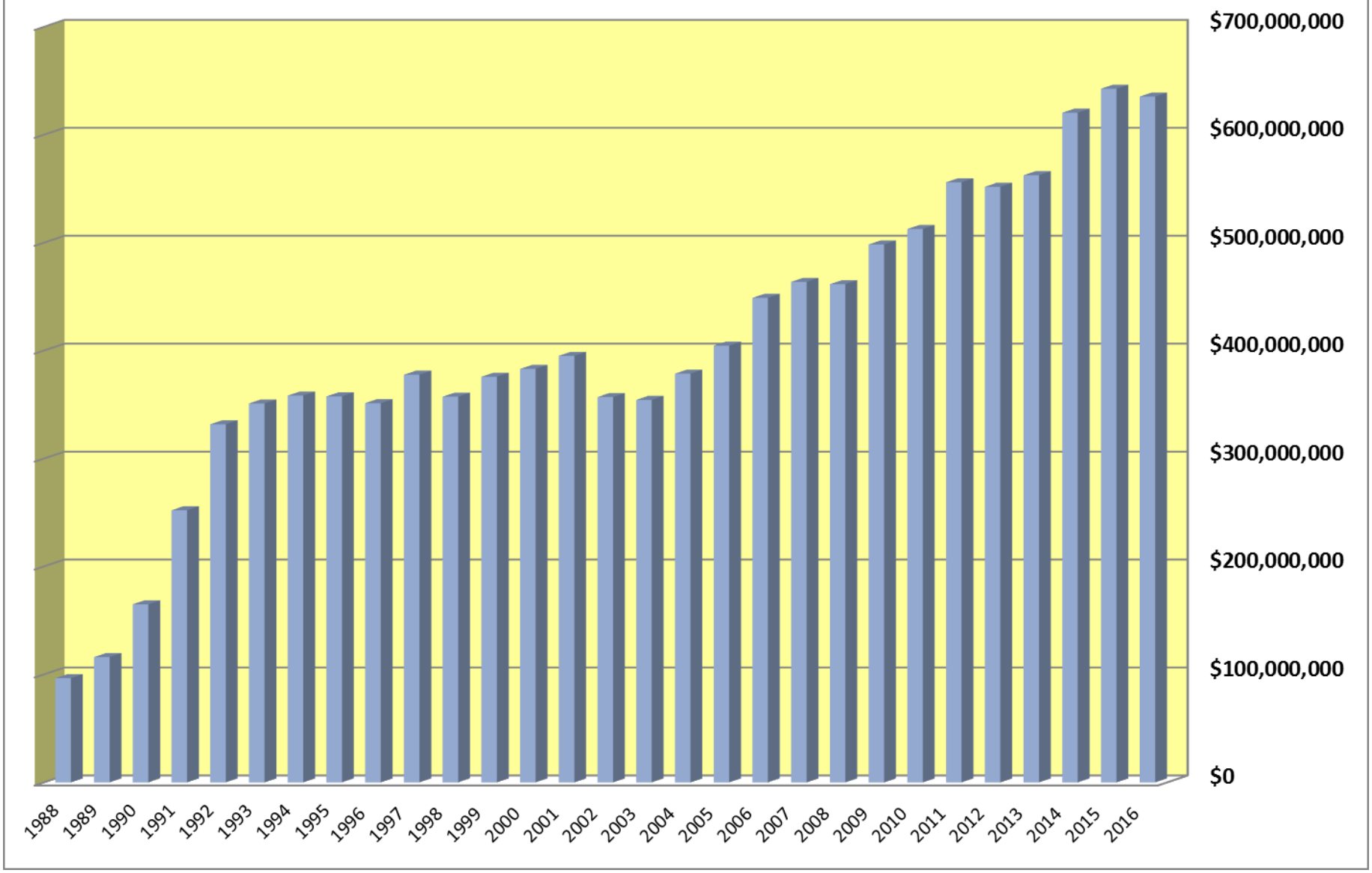

FY 18 LOCAL FUNDING CALCULATION

REQUIRED LOCAL:	$1,683,934
PLUS 23% of BASIC NEED:	$1,289,430
TOTAL:	$2,973,364

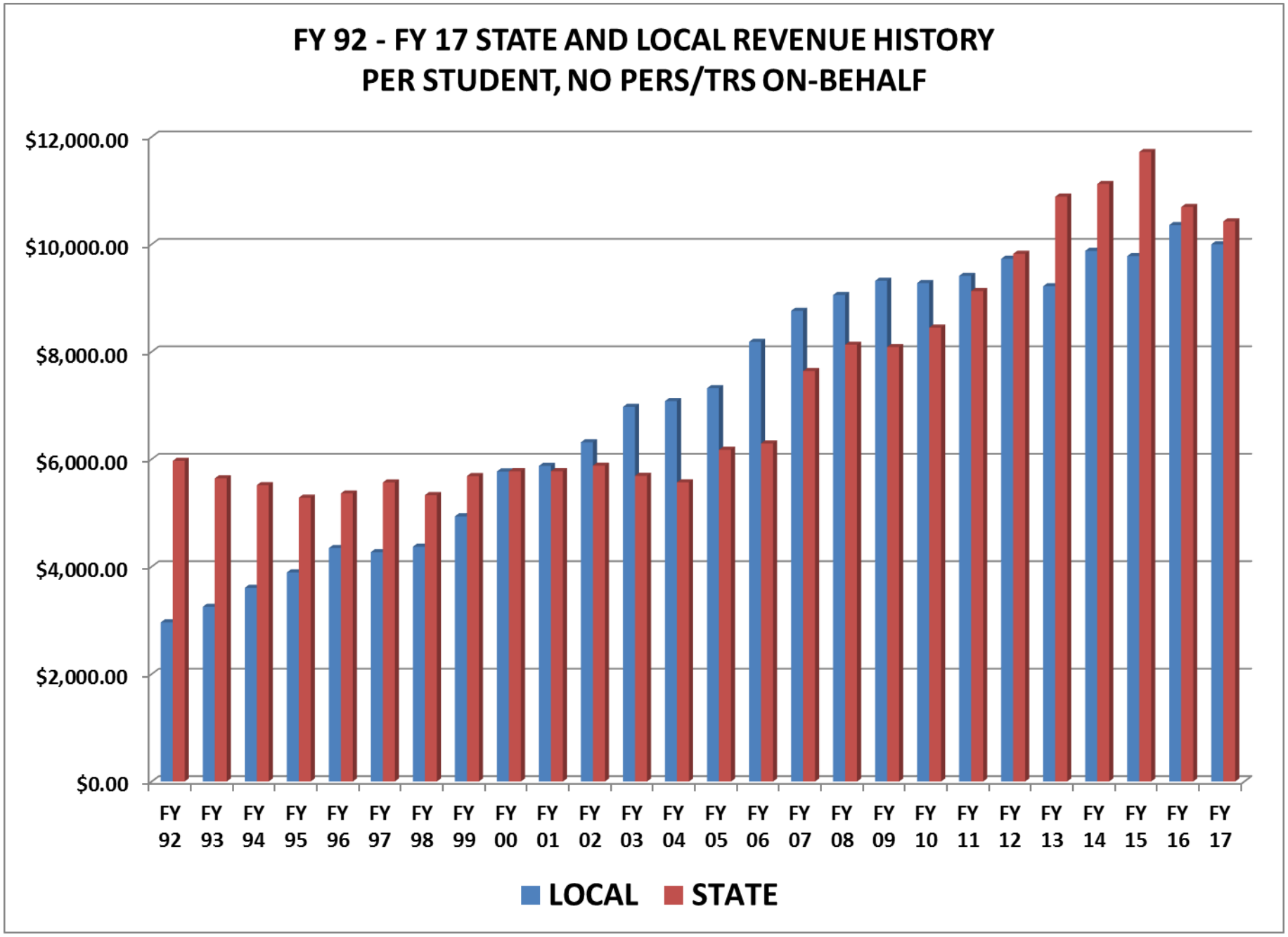
FY 92 - FY 17 STATE AND LOCAL REVENUE HISTORY
PER STUDENT, NO PERS/TRS ON-BEHALF
$12,000.00
$10,000.00
$8,000.00
$6,000.00
$4,000.00
$2,000.00
$0.00
FY 92
FY 93
FY 94
FY 95
FY 96
FY 97
FY 98
FY 99
FY 00
FY 01
FY 02
FY 03
FY 04
FY 05
FY 06
FY 07
FY 08
FY 09
FY 10
FY 11
FY 12
FY 13
FY 14
FY 15
FY 16
FY 17
LOCAL
STATE

UCSD FY 18 PROJECTED REVENUES

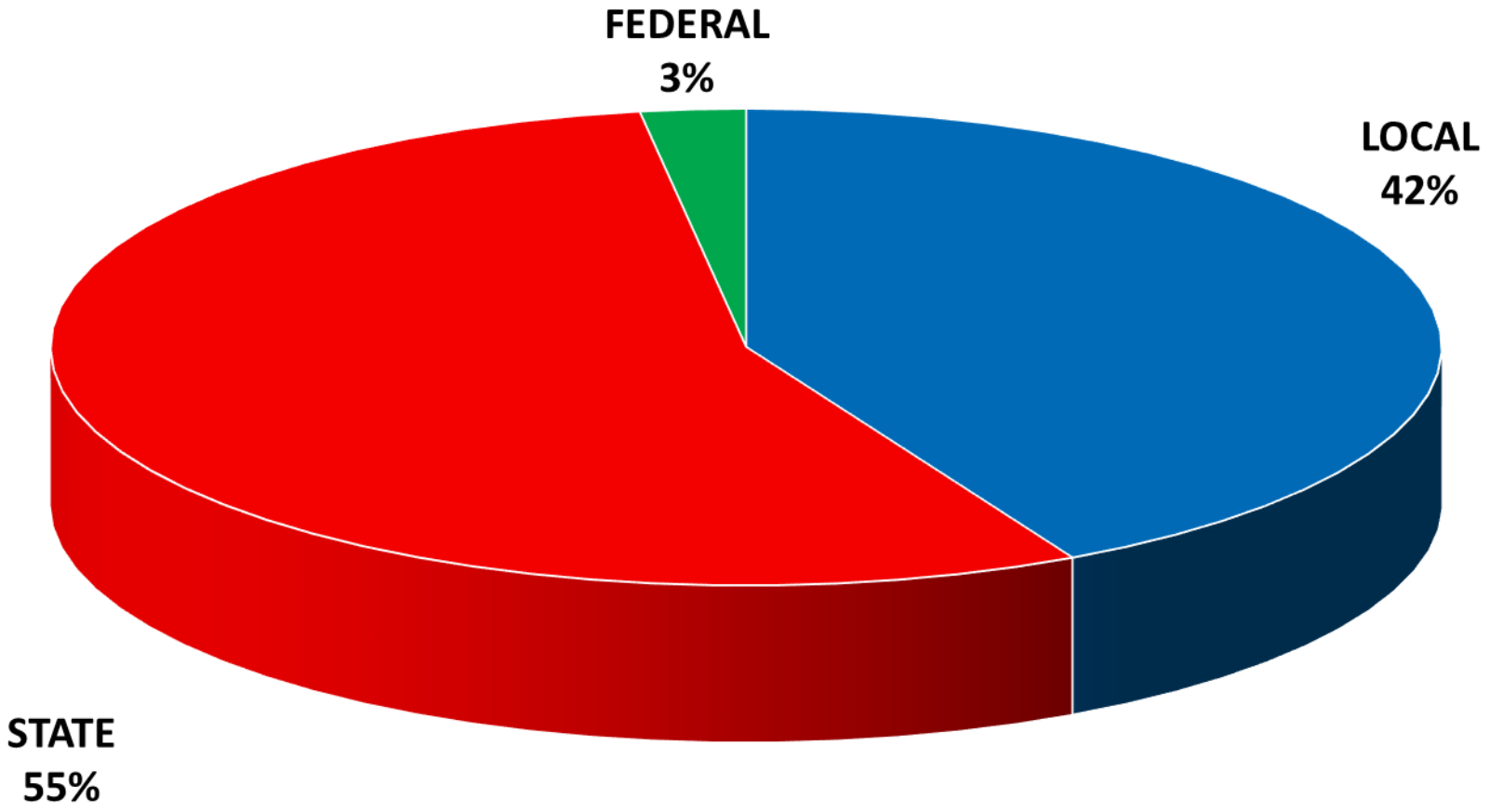

ASSUMPTIONS FOR FY 18:

1. BSA at FY 17's AMOUNT OF $5,930
2. NO CUTS TO FUNDING FROM STATE
3. 388 ENROLLMENT, LOSS OF 26.55 STUDENTS OR 6.4% SINCE FY 13
4. 7% INCREASE TO HEALTH INSURANCE – $2,565/MONTH/EMPLOYEE OR $30,780/YEAR
5. 7.74% INCREASE TO UTILITIES
6. STATUS QUO FOR STAFF

UCSD EXPENSE COMPARISON FY 16 - FY 18

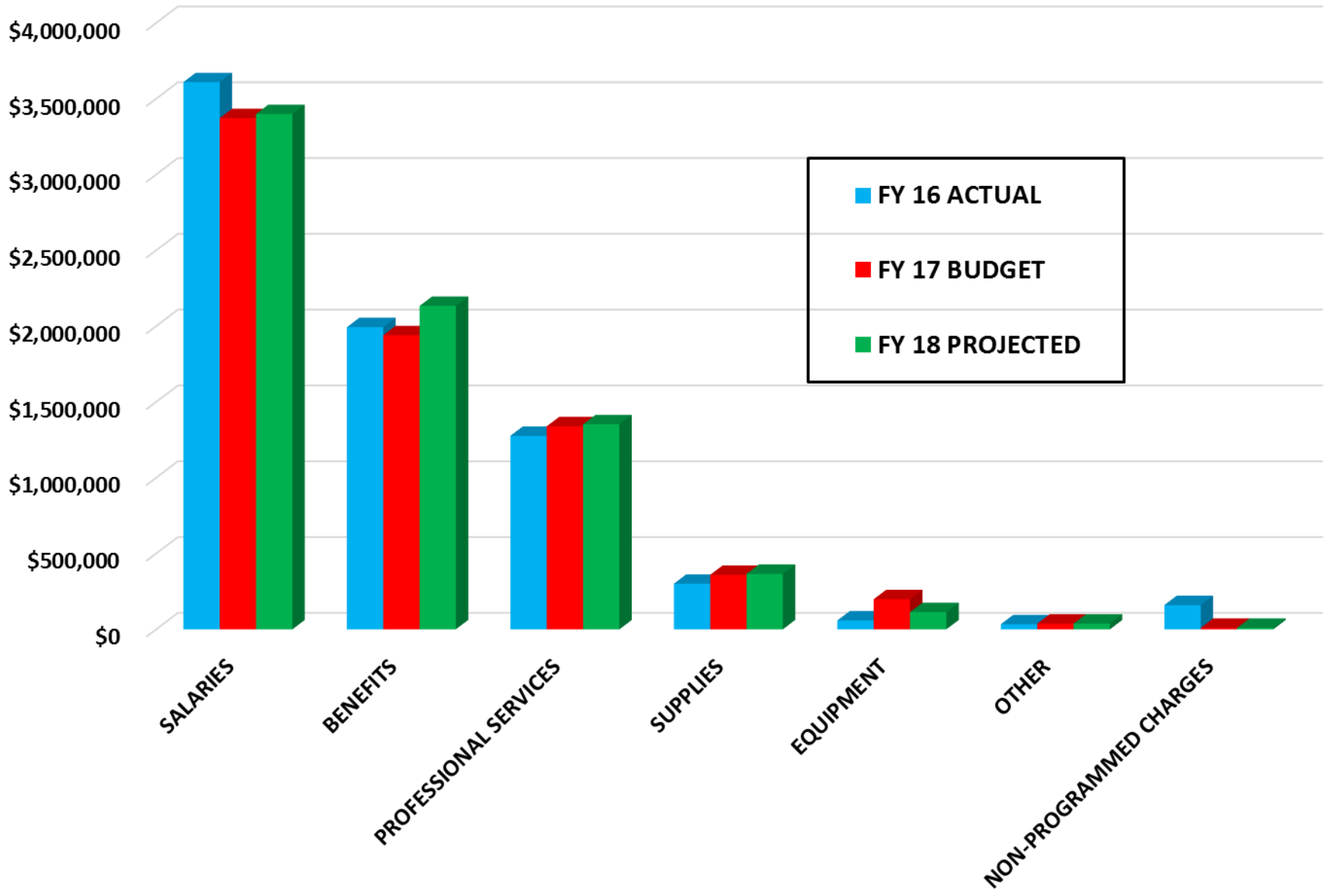

UCSD UTILITY EXPENDITURES

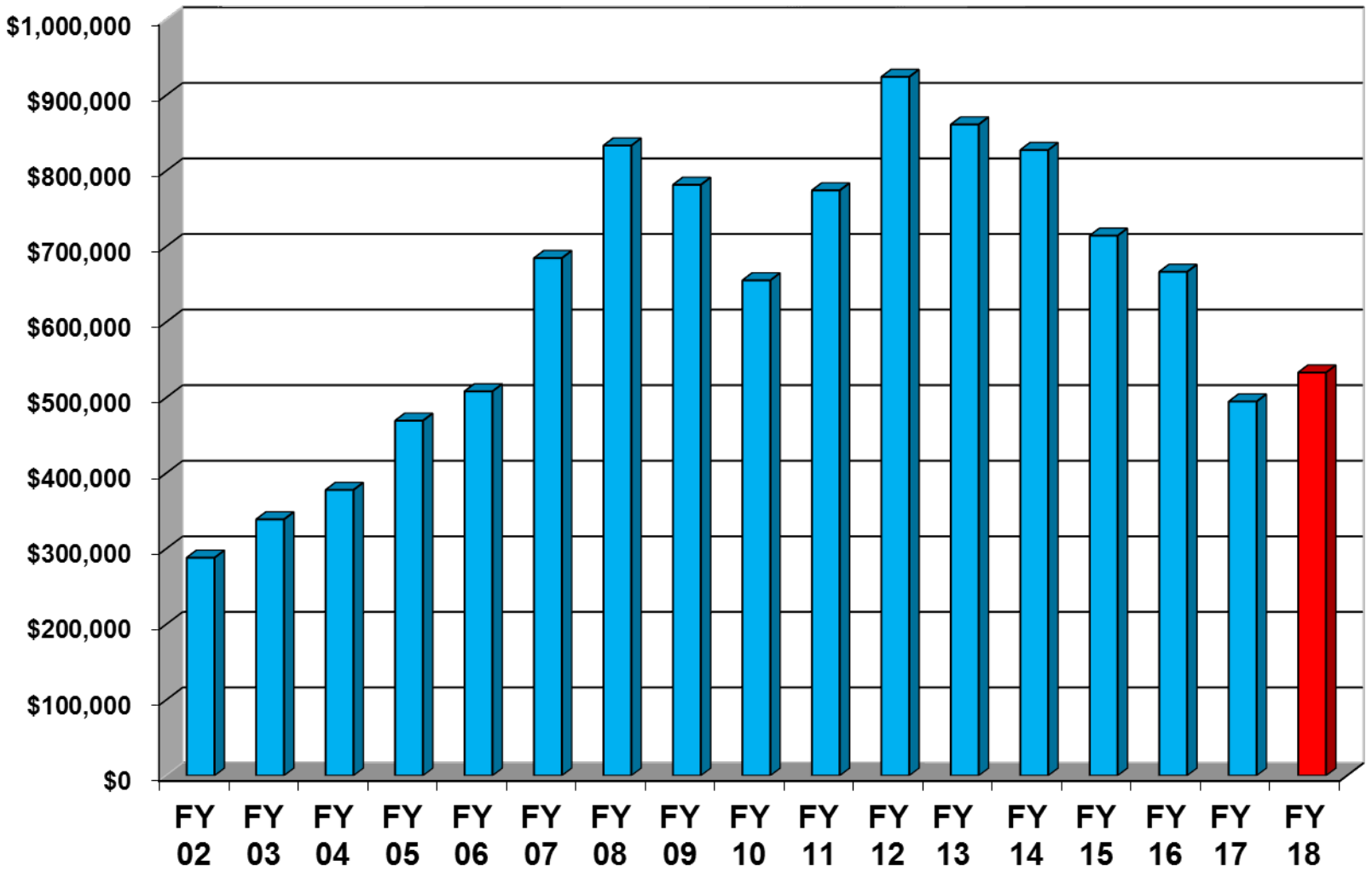

STUDENT TRAVEL HISTORY

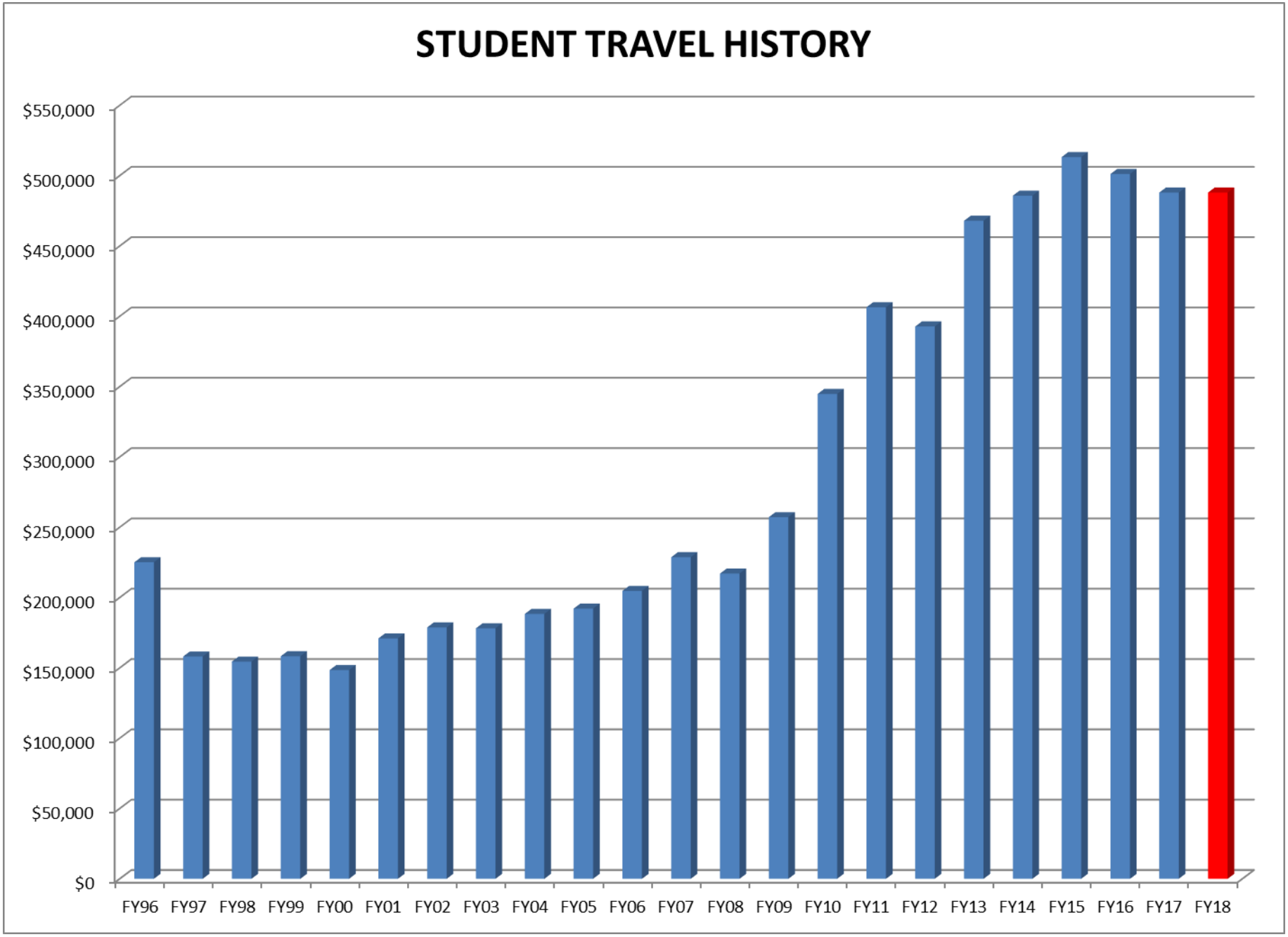

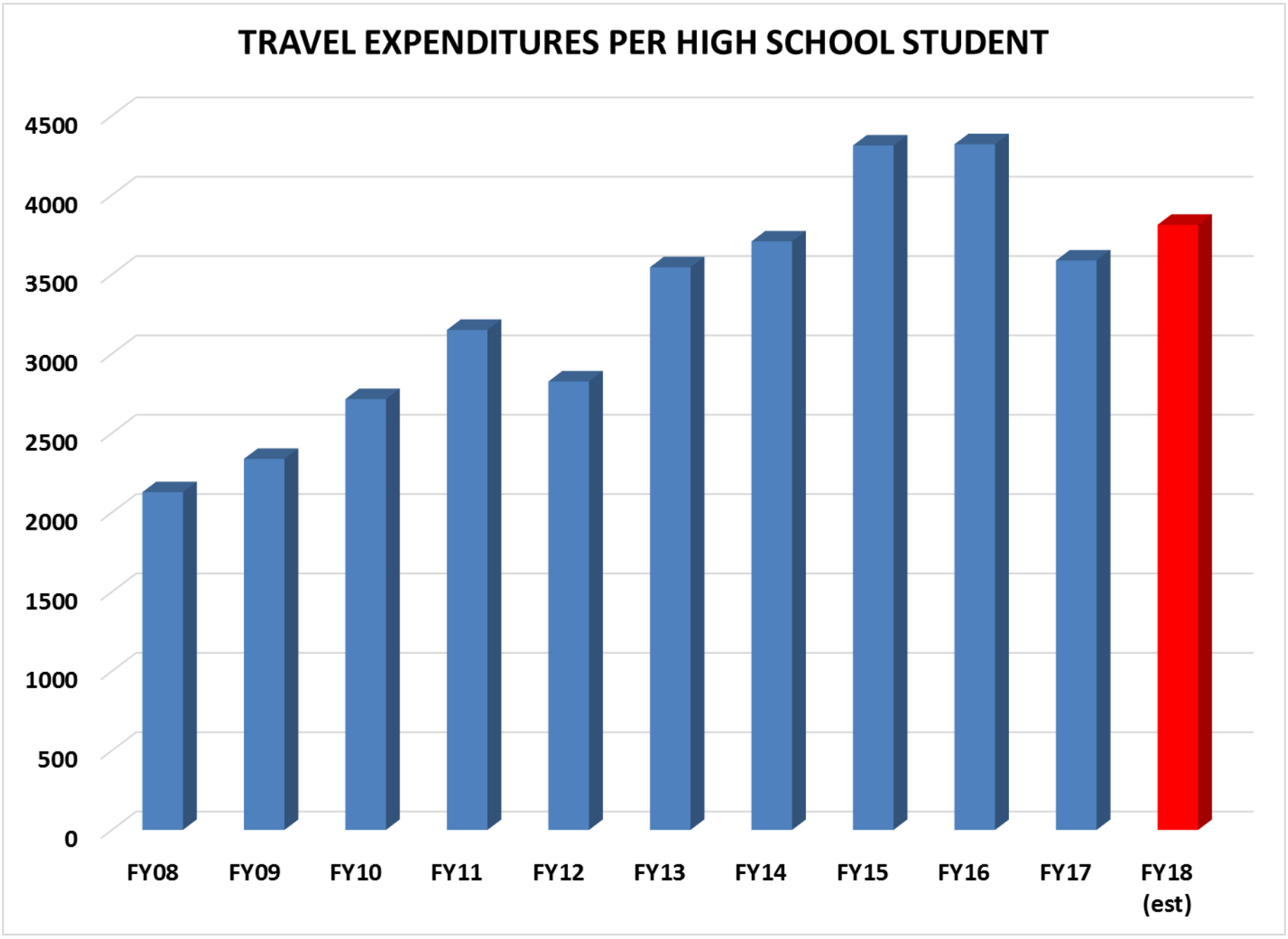
TRAVEL EXPENDITURES PER HIGH SCHOOL STUDENT
4500
4000
3500
3000
2500
2000
1500
1000
500
0
FY08
FY09
FY10
FY11
FY12
FY13
FY14
FY15
FY16
FY17
FY18 (est)

UCSD FY 18 BUDGET

388 ENROLLMENT

	FY 16 ACTUAL	FY 17 BUDGET	FY 18 PROJECTED	CHANGE FY17 TO FY18	% CHANGE
SALARIES	$3,609,531	$3,372,831	$3,399,462	$26,630.39	0.79%
BENEFITS	$1,993,570	$1,940,292	$2,133,556	$193,263.24	9.96%
PROFESSIONAL SERVICES	$1,276,335	$1,339,604	$1,352,943	$13,339	1.00%
SUPPLIES	$300,993	$359,600	$366,100	$6,500	1.81%
EQUIPMENT	$58,968	$198,940	$113,940	($85,000)	-42.73%
OTHER	$33,725	$37,500	$37,500	$0	0.00%
NON-PROGRAMMED CHARGES	$160,000	$10,000	$10,000	$0	0.00%
TOTAL EXPENDITURES	**$7,433,122**	**$7,258,767**	**$7,413,500**	**$154,733**	**2.13%**
TOTAL REVENUES	**$7,188,659**	**$7,260,219**	**$7,144,344**	**($115,875)**	**-1.60%**
DEFICIT/FUND BALANCE	**($244,463)**	**$1,452**	**($269,156)**		

SALARIES	FY 16	FY 17	FY 18	CHANGE	
	ACTUAL	BUDGET	PROJECTED	FY17 TO FY18	% CHANGE
TEACHERS	$2,430,771	$2,171,645	$2,224,208	$52,562	2.42%
AIDES	$288,478	$352,472	$312,300	($40,172)	-11.40%
SUBSTITUTES	$104,482	$45,000	$56,700	$11,700	26.00%
OFFICE STAFF	$336,925	$328,677	$335,175	$6,498	1.98%
ADMINISTRATION	$272,393	$276,668	$276,249	($420)	-0.15%
MAINTENANCE	$176,482	$198,368	$194,830	($3,538)	-1.78%
TOTAL	$3,609,531	$3,372,831	$3,399,462	$26,630	0.79%
PROFESSIONAL SERVICES	FY 16	FY 17	FY 18	CHANGE	
	ACTUAL	BUDGET	PROJECTED	FY17 TO FY18	% CHANGE
TRAVEL (87% student, 13% staff)	$572,951	$561,700	$562,200	$500	0.09%
UTILITIES	$325,055	$297,000	$320,000	$23,000	7.74%
INSURANCE	$27,055	$20,161	$25,000	$4,839	24.00%
PROFESSIONAL SERVICES	$153,706	$179,105	$164,105	($15,000)	-8.37%
PHONE, INTERNET, POSTAGE	$197,567	$281,638	$281,638	$0	0.00%
TOTAL	$1,276,335	$1,339,604	$1,352,943	$13,339	1.00%

UCSD FY 18 SALARIES

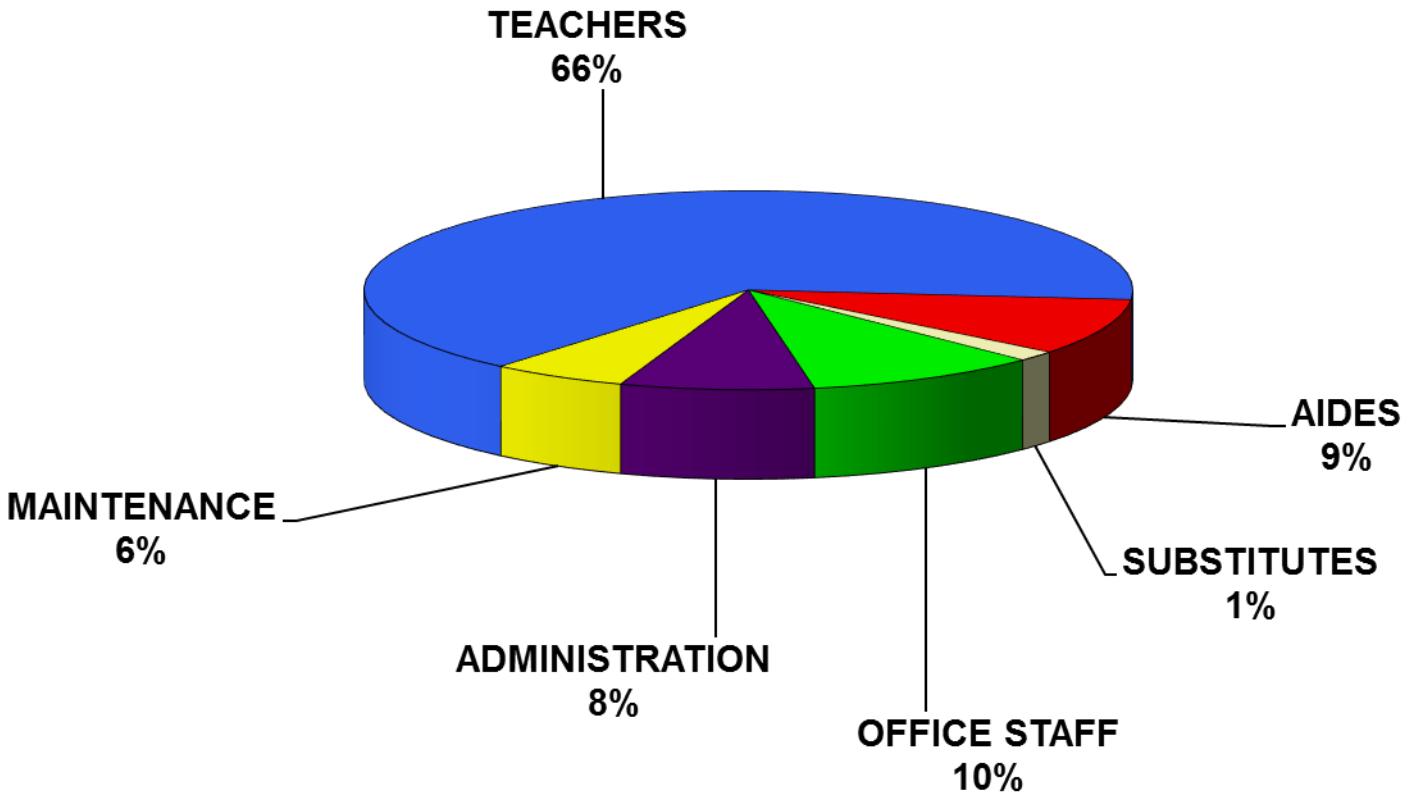

UNALASKA CITY SCHOOL DISTRICT
FY 18 BUDGET
PROJECTED ENROLLMENT: 388
STATE FUNDING AT $5,930 BSA, PERS/TRS AT FY 17 LEVEL

FUNCTION 100 REGULAR INSTRUCTION

ACCT #	DESCRIPTION	FY 14 ACTUAL	FY 15 ACTUAL	FY 16 ACTUAL	FY 17 BUDGET	FY 18 PROPOSED	CHANGE	% CHG
100-315	TEACHERS	$1,761,357	$1,796,409	$1,802,828	$1,643,019	$1,684,902	$41,883	2.55%
100-316	STIPENDS	$12,500	$14,900	$15,800	$16,000	$16,000	$0	0.00%
100-323	AIDES	$55,455	$57,490	$43,024	$62,400	$51,724	($10,677)	-17.11%
100-329	SUBSTITUTES	$58,120	$74,430	$79,216	$37,500	$46,200	$8,700	23.20%
100-350	BENEFITS	$1,788,284	$6,428,024	$1,343,489	$912,950	$1,029,315	$116,365	12.75%
100-351	RETIREMENT INCENTIVE	$0	$0	$0	$0	$0	$0	
100-440	PROFESSIONAL	$15,331	$10,440	$4,579	$10,000	$10,000	$0	0.00%
100-420	TRAVEL	$7,106	$17,625	$20,207	$20,000	$20,000	$0	0.00%
100-422	STUDENT TRAVEL	$150,977	$177,670	$158,772	$163,000	$163,000	$0	0.00%
100-450	SUPPLIES	$206,654	$153,184	$136,880	$160,000	$160,000	$0	0.00%
100-451	TECHNOLOGY SUPPLIES	$38,560	$30,538	$22,526	$32,000	$32,000	$0	0.00%
100-510	EQUIPMENT	$0	$3,691	$830	$5,340	$5,340	$0	0.00%
100-511	TECHNOLOGY	$31,797	$89,459	$15,741	$165,000	$80,000	($85,000)	-51.52%
TOTALS FUNCTION 100		**$4,126,140**	**$8,853,861**	**$3,643,892**	**$3,227,210**	**$3,298,481**	**$71,271**	**2.21%**
% OF FUND 100 EXPENDITURES		**46.99%**	**57.63%**	**45.60%**	**44.46%**	**45.44%**		

TEACHERS	SALARY	BENEFITS	PERCENT	TOTAL SALARY AND BENEFITS
ELEMENTARY TEACHER	$87,117	$44,728	51.34%	**$131,845**
ELEMENTARY TEACHER	$76,402	$43,013	56.30%	**$119,415**
ELEMENTARY TEACHER	$67,563	$41,597	61.57%	**$109,160**
ELEMENTARY TEACHER	$84,907	$44,374	52.26%	**$129,281**
ELEMENTARY TEACHER	$87,117	$44,728	51.34%	**$131,845**
ELEMENTARY TEACHER	$80,554	$43,677	54.22%	**$124,231**
ELEMENTARY TEACHER	$72,117	$42,326	58.69%	**$114,443**
ELEMENTARY TEACHER	$52,564	$39,196	74.57%	**$91,760**
ELEMENTARY TEACHER	$63,278	$40,911	64.65%	**$104,189**
ELEMENTARY TEACHER	$65,421	$41,254	63.06%	**$106,675**
JUNIOR HIGH MATH/MEDICAL CTE	$74,260	$42,670	57.46%	**$116,930**
MUSIC	$65,421	$41,254	63.06%	**$106,675**
SOCIAL STUDIES	$65,555	$41,276	62.96%	**$106,831**
ART/ENGLISH	$61,336	$40,600	66.19%	**$101,936**
SCIENCE	$84,907	$44,374	52.26%	**$129,281**
JUNIOR HIGH ENGLISH/ALT SCHOOL	$80,688	$43,699	54.16%	**$124,387**
MATH	$59,126	$40,247	68.07%	**$99,373**
JUNIOR HIGH SOCIAL STUDIES	$69,840	$41,962	60.08%	**$111,802**
RUSSIAN/GERMAN/SPANISH	$87,117	$44,728	51.34%	**$131,845**
PHYSICAL EDUCATION	$67,563	$41,597	61.57%	**$109,160**
JUNIOR HIGH SCIENCE	$69,907	$41,973	60.04%	**$111,880**
ENGLISH	$87,117	$44,728	51.34%	**$131,845**
TEACHING ON PREP, OTHER ADDED DUTY	$75,025	$12,012	16.01%	**$87,037**
SUMMER SCHOOL (pd. By Title I)	$0	$0		**$0**
TOTAL	**$1,684,902**	**$946,925**	**56.20%**	**$2,631,828**
AIDES - 7 HRS PER DAY, 190 DAYS PER SCHOOL YEAR				
ELEMENTARY AIDE	$27,425	$39,460	143.89%	**$66,885**
ELEMENTARY AIDE	$24,299	$38,471	158.32%	**$62,770**
TOTAL	**$51,724**	**$77,932**	**150.67%**	**$129,655**
SUBSTITUTES - $175 PER DAY	$46,200	$4,458	9.65%	**$50,658**
22 TEACHERS @ 12 DAYS PER YEAR				

FUNCTION 120 BILINGUAL/BICULTURAL EDUCATION								
		FY 14	FY 15	FY 16	FY 17	FY 18		
ACCT #	DESCRIPTION	ACTUAL	ACTUAL	ACTUAL	BUDGET	PROPOSED	CHANGE	% CHG
120-315	TEACHERS	$125,045	$167,571	$182,214	$65,394	$86,949	$21,555	32.96%
120-316	STIPENDS	$5,640	$2,820	$0	$2,500	$2,500	$0	0.00%
120-323	AIDES	$48,490	$54,002	$52,625	$55,066	$56,432	$1,366	2.48%
120-320	SUBSTITUTES	$0	$250	$1,525	$1,500	$2,100	$600	40.00%
120-350	BENEFITS	$112,135	$103,791	$138,717	$97,130	$124,325	$27,195	28.00%
120-410	PROFESSIONAL SERVICES	$0	$0	$0	$0	$0	$0	
120-420	TRAVEL	$2,500	$0	$2,500	$1,500	$1,500	$0	0.00%
120-424	STUDENT TRAVEL	$24,454	$27,942	$22,364	$25,000	$25,000	$0	0.00%
120-450	SUPPLIES	$6,228	$4,786	$1,987	$5,000	$5,000	$0	0.00%
120-510	EQUIPMENT	$0	$0	$0	$0	$0	$0	
TOTALS FUNCTION 120		**$324,492**	**$361,163**	**$401,931**	**$253,090**	**$303,806**	**$50,716**	**20.04%**
% OF FUND 100 EXPENDITURES		**3.70%**	**2.35%**	**5.03%**	**3.49%**	**4.19%**		
TEACHERS		**SALARY**	**BENEFITS**	**PERCENT**	**TOTAL SALARY AND BENEFITS**			
ESL TEACHER		$82,831	$44,042	53.17%	**$126,873**			
UNANGAN PROGRAM COORDINATOR		$4,118	$659	16.01%	**$4,777**			
TOTAL		**$86,949**	**$44,701**	**51.41%**	**$131,650**			
AIDES, 7 HRS/DAY, 190 DAYS/YEAR		**SALARY**	**BENEFITS**	**PERCENT**	**TOTAL SALARY AND BENEFITS**			
ESL AIDE - ELEMENTARY		$27,425	$39,460	143.89%	**$66,885**			
ESL AIDE - HIGH SCHOOL		$29,007	$39,961	137.76%	**$68,969**			
TOTAL		**$56,432**	**$79,422**	**140.74%**	**$135,854**			
SUBSTITUTES $175 PER DAY		$2,100	$203	9.65%	**$2,303**			
12 DAYS PER YEAR PER TEACHER								

FUNCTION 130 GIFTED AND TALENTED EDUCATION								
		FY 14	FY 15	FY 16	FY 17	FY 18		
ACCT #	DESCRIPTION	ACTUAL	ACTUAL	ACTUAL	BUDGET	PROPOSED	CHANGE	% CHG
130-315	TEACHERS	$0	$0	$0	$0	$0	$0	
130-350	BENEFITS	$0	$0	$0	$0	$0	$0	
130-400	PROFESSIONAL SERVICES	$0	$0	$0	$0	$0	$0	
130-450	SUPPLIES	$0	$0	$0	$0	$0	$0	
TOTALS FUNCTION 130		$0	$0	$0	$0	$0	$0	
% OF FUND 100 EXPENDITURES		0.00%	0.00%	0.00%	0.00%	0.00%		
TEACHERS		SALARY	BENEFITS	PERCENT	TOTAL SALARY AND BENEFITS			
SPECIAL EDUCATION, ADDED DUTY		$0	$0		$0			

FUNCTION 160 VOCATIONAL EDUCATION								
		FY 14	FY 15	FY 16	FY 17	FY 18		
ACCT #	DESCRIPTION	ACTUAL	ACTUAL	ACTUAL	BUDGET	PROPOSED	CHANGE	% CHG
160-315	TEACHERS	$218,103	$190,066	$153,320	$156,052	$141,025	($15,028)	-9.63%
160-316	STIPENDS	$1,500	$1,500	$1,500	$0	$0	$0	
160-329	SUBSTITUTES	$2,213	$2,738	$875	$3,000	$4,200	$1,200	40.00%
160-350	BENEFITS	$83,723	$58,508	$76,207	$73,118	$90,143	$17,025	23.28%
160-410	PURCHASED SERVICES	$2,775	$0	$701	$0	$0	$0	
160-420	TRAVEL	$3,258	$1,909	$2,867	$2,500	$2,500	$0	0.00%
160-450	SUPPLIES	$22,692	$16,321	$30,493	$30,000	$30,000	$0	0.00%
160-510	EQUIPMENT	$1,774	$0	$6,812	$15,000	$15,000	$0	0.00%
TOTALS FUNCTION 160		**$336,037**	**$271,041**	**$272,774**	**$279,670**	**$282,867**	**$3,198**	**1.14%**
% OF FUND 100 EXPENDITURES		**3.83%**	**1.76%**	**3.41%**	**3.85%**	**3.90%**		
TEACHERS		**SALARY**	**BENEFITS**	**PERCENT**	**TOTAL SALARY AND BENEFITS**			
BUSINESS (10% PAID BY CARL PERKINS)		$59,000	$40,226	68.18%	**$99,226**			
SHOP		$65,555	$41,276	62.96%	**$106,831**			
STIPENDS FOR TEACHING ON PREP PERIOD		$16,470	$8,235	50.00%	**$24,705**			
TOTAL		**$141,025**	**$89,737**	**63.63%**	**$230,762**			
SUBSTITUTES - $175 PER DAY		$4,200	$405	9.65%				
2 TEACHERS @ 12 DAYS PER YEAR								

FUNCTION 200 SPECIAL EDUCATION								
		FY 14	FY 15	FY 16	FY 17	FY 18		
ACCT #	DESCRIPTION	ACTUAL	ACTUAL	ACTUAL	BUDGET	PROPOSED	CHANGE	% CHG
200-315	TEACHERS	$150,676	$156,218	$149,802	$160,362	$162,514	$2,152	1.34%
200-323	AIDES	$77,443	$83,880	$81,624	$82,124	$57,386	($24,738)	-30.12%
200-329	SUBSTITUTES	$3,125	$5,125	$22,866	$3,000	$4,200	$1,200	40.00%
200-350	BENEFITS	$225,977	$604,645	$205,504	$180,290	$167,709	($12,582)	-6.98%
200-410	PROFESSIONAL SERVICES	$0	$0	$0	$0	$0	$0	
200-420	TRAVEL	$3,502	$2,407	$3,347	$2,500	$3,000	$500	20.00%
200-450	SUPPLIES	$3,717	$4,764	$2,111	$5,000	$5,000	$0	0.00%
200-510	EQUIPMENT	$2,871	$1,211	$0	$0	$0	$0	
TOTALS FUNCTION 200		**$467,312**	**$858,250**	**$465,253**	**$433,276**	**$399,808**	**($33,468)**	**-7.72%**
% OF FUND 100 EXPENDITURES		**5.32%**	**5.59%**	**5.82%**	**5.97%**	**5.51%**		
TEACHERS		**SALARY**	**BENEFITS**	**PERCENT**	**TOTAL SALARY AND BENEFITS**			
ELEMENTARY SPECIAL ED (includes extra dut		$90,397	$45,253	50.06%	**$135,650**			
SECONDARY SPECIAL EDUCATION		$72,117	$42,326	58.69%	**$114,443**			
TOTAL		**$162,514**	**$87,580**	**53.89%**	**$250,094**			
AIDES		**SALARY**	**BENEFITS**	**PERCENT**	**TOTAL SALARY AND BENEFITS**			
HIGH SCHOOL AIDE		$28,378	$39,762	140.11%	**$68,141**			
HIGH SCHOOL AIDE		$29,007	$39,961	137.76%	**$68,969**			
TOTAL		**$57,386**	**$79,724**	**138.93%**	**$137,109**			
SUBSTITUTES - $175 PER DAY		$4,200	$405	9.65%	**$4,605**			
2 TEACHERS @ 12 DAYS PER YEAR								

FUNCTION 220 - SPECIAL EDUCATION - SERVICES								
		FY 14	FY 15	FY 16	FY 17	FY 18		
ACCT #	DESCRIPTION	ACTUAL	ACTUAL	ACTUAL	BUDGET	PROPOSED	CHANGE	% CHG
220-314	COORDINATOR	$43,459	$42,235	$43,910	$44,809	$44,809	$0	0.00%
220-350	BENEFITS	$34,602	$122,613	$27,837	$21,020	$21,020	$0	0.00%
220-410	PROFESSIONAL SERVICES	$15,635	$17,668	$19,438	$5,000	$20,000	$15,000	300.00%
220-433	PHONE/FAX/INTERNET	$960	$960	$320	$1,000	$1,000	$0	0.00%
220-510	EQUIPMENT	$0	$0	$0	$0	$0	$0	
TOTALS FUNCTION 220		**$94,655**	**$183,475**	**$91,506**	**$71,829**	**$86,829**	**$15,000**	**20.88%**
% OF FUND 100 EXPENDITURES		**1.08%**	**1.19%**	**1.15%**	**0.99%**	**1.20%**		

FUNCTION 300 SUPPORT SERVICES - STUDENTS								
		FY 14	FY 15	FY 16	FY 17	FY 18		
ACCT #	DESCRIPTION	ACTUAL	ACTUAL	ACTUAL	BUDGET	PROPOSED	CHANGE	% CHG
300-315	TEACHERS	$67,164	$75,937	$90,677	$93,818	$93,818	($0)	0.00%
300-323	AIDES	$16,895	$6,804	$15,578	$11,930	$21,837	$9,907	83.04%
300-350	BENEFITS	$106,870	$345,175	$86,008	$66,688	$70,993	$4,305	6.45%
300-410	PROFESSIONAL SERVICES	$0	$0	$0	$0	$0	$0	
300-420	TRAVEL	$0	$0	$0	$0	$0	$0	
300-450	SUPPLIES	$8,581	$10,971	$9,834	$7,500	$10,000	$2,500	33.33%
300-490	OTHER EXPENSE	$0	$0	$45	$0	$0	$0	
TOTALS FUNCTION 300		**$199,510**	**$438,887**	**$202,143**	**$179,936**	**$196,648**	**$16,712**	**9.29%**
% OF FUND 100 EXPENDITURES		**2.27%**	**2.86%**	**2.53%**	**2.48%**	**2.71%**		

TEACHERS	SALARY	BENEFITS	PERCENT	TOTAL SALARY AND BENEFITS
COUNSELOR (plus Extra Duty for 3 weeks)	$93,818	$45,801	48.82%	**$139,619**
TOTAL	**$93,818**	**$45,801**	**48.82%**	**$139,619**
COUNSELING AIDE ($25,000 pd. by Indian Ed)	$21,837	$25,192	115.36%	**$47,029**

FUNCTION 350 SUPPORT SERVICES - INSTRUCTION								
		FY 14	FY 15	FY 16	FY 17	FY 18		
ACCT #	DESCRIPTION	ACTUAL	ACTUAL	ACTUAL	BUDGET	PROPOSED	CHANGE	% CHG
350-315	TEACHERS	$240	$240	$80	$500	$500	$0	0.00%
350-322	NURSE	$23,989	$24,926	$3,875	$3,303	$3,303	$0	0.00%
350-323	AIDES	$76,048	$47,020	$42,651	$49,476	$45,600	($3,876)	-7.83%
350-324	SUPPORT STAFF	$74,310	$66,754	$49,102	$88,173	$76,019	($12,154)	-13.78%
350-350	BENEFITS	$144,776	$132,444	$91,169	$97,069	$100,053	$2,985	3.07%
350-410	PROFESSIONAL SERVICES	$13,424	$7,083	$71,133	$60,000	$60,000	$0	0.00%
350-420	TRAVEL	$2,825	$3,864	$583	$1,200	$1,200	$0	0.00%
350-433	COMMUNICATIONS	$99,394	$27,810	$0	$0	$0	$0	
350-450	SUPPLIES	$59,367	$26,408	$23,213	$35,000	$35,000	$0	0.00%
350-474	TECHNOLOGY SUPPLIES	$6,499	$21,655	$7,946	$6,000	$10,000	$4,000	66.67%
350-510	EQUIPMENT	$5,492	$10,621	$1,330	$5,100	$5,100	$0	0.00%
TOTALS FUNCTION 350		**$506,365**	**$368,826**	**$291,082**	**$345,821**	**$336,776**	**($9,045)**	**-2.62%**
% OF FUND 100 EXPENDITURES		**5.77%**	**2.40%**	**3.64%**	**4.76%**	**4.64%**		
SUPPORT STAFF		**SALARY**	**BENEFITS**	**PERCENT**	**TOTAL SALARY AND BENEFITS**			
TECHNOLOGY COORDINATOR		$76,019	$54,841	72.14%	**$130,859**			
SCHOOL NURSE		$0	$0		**$0**			
LIBRARY AIDE		$45,600	$45,213	99.15%	**$90,813**			
- 8 HOURS PER DAY								
TOTAL		**$121,619**	**$100,053**	**82.27%**	**$221,672**			

FUNCTION 400 SCHOOL ADMINISTRATION								
		FY 14	FY 15	FY 16	FY 17	FY 18		
ACCT #	DESCRIPTION	ACTUAL	ACTUAL	ACTUAL	BUDGET	PROPOSED	CHANGE	% CHG
400-305	PRINCIPALS	$96,271	$95,235	$95,525	$96,403	$95,983	($420)	-0.44%
400-350	BENEFITS	$76,680	$276,411	$60,186	$44,890	$48,253	$3,362	7.49%
400-410	PROFESSIONAL SERVICES	$0	$0	$0	$0	$0	$0	
400-420	TRAVEL	$6,720	$11,221	$8,477	$7,000	$7,000	$0	0.00%
400-450	SUPPLIES	$5,259	$2,794	$2,821	$4,000	$4,000	$0	0.00%
400-510	EQUIPMENT	$3,316	$0	$0	$0	$0	$0	
400-490	OTHER EXPENSE	$1,939	$600	$1,061	$1,500	$1,500	$0	0.00%
TOTALS FUNCTION 400		**$190,185**	**$386,261**	**$168,069**	**$153,793**	**$156,736**	**$2,943**	**1.91%**
% OF FUND 100 EXPENDITURES		**2.17%**	**2.51%**	**2.10%**	**2.12%**	**2.16%**		
ADMINISTRATION		**SALARY**	**BENEFITS**	**PERCENT**	**TOTAL SALARY AND BENEFITS**			
HIGH SCHOOL PRINCIPAL 53%		$49,565	$24,378	49.18%	**$73,943**			
ELEMENTARY PRINCIPAL 53%		$46,419	$23,875	51.43%	**$70,293**			
TOTAL		**$95,983**	**$48,253**	**50.27%**	**$144,236**			

FUNCTION 450 SCHOOL ADMINISTRATION - SUPPORT SERVICES								
		FY 14	FY 15	FY 16	FY 17	FY 18		
ACCT #	DESCRIPTION	ACTUAL	ACTUAL	ACTUAL	BUDGET	PROPOSED	CHANGE	% CHG
450-324	SUPPORT STAFF	$129,079	$148,670	$134,404	$130,962	$133,869	$2,907	2.22%
450-350	BENEFITS	$113,892	$150,745	$119,204	$121,106	$124,242	$3,137	2.59%
450-450	SUPPLIES	$6,664	$2,584	$5,382	$3,000	$3,000	$0	0.00%
450-510	EQUIPMENT	$0	$0	$0	$0	$0	$0	
TOTALS FUNCTION 450		**$249,636**	**$301,999**	**$258,990**	**$255,068**	**$261,112**	**$6,044**	**2.37%**
% OF FUND 100 EXPENDITURES		**2.84%**	**1.97%**	**3.24%**	**3.51%**	**3.60%**		

SUPPORT STAFF	SALARY	BENEFITS	PERCENT	TOTAL SALARY AND BENEFITS
SCHOOL SECRETARY	$52,074	$47,262	90.76%	**$99,337**
OFFICE CLERK	$35,055	$31,407	89.59%	**$66,462**
- 8 HOURS PER DAY (2 in food service)				
OFFICE CLERK - ELEMENTARY	$46,740	$45,574	97.50%	**$92,314**
- 8 HOURS PER DAY				
TOTAL	**$133,869**	**$124,242**	**92.81%**	**$258,112**

FUNCTION 510 DISTRICT ADMINISTRATION								
		FY 14	FY 15	FY 16	FY 17	FY 18		
ACCT #	DESCRIPTION	ACTUAL	ACTUAL	ACTUAL	BUDGET	PROPOSED	CHANGE	% CHG
510-311	SUPERINTENDENT	$123,005	$121,873	$124,203	$126,579	$126,579	$0	0.00%
510-324	SUPPORT STAFF	$48,167	$49,099	$52,105	$52,298	$55,921	$3,623	6.93%
510-350	BENEFITS	$135,272	$401,193	$112,552	$89,922	$99,525	$9,604	10.68%
510-410	PROFESSIONAL	$3,121	$11,123	$1,901	$40,000	$10,000	($30,000)	-75.00%
510-420	TRAVEL	$17,131	$22,962	$15,308	$17,000	$17,000	$0	0.00%
510-440	OTHER PURCHASED SERVICES	$765	$765	$900	$1,000	$1,000	$0	0.00%
510-450	SUPPLIES	$14,649	$14,967	$15,377	$16,000	$16,000	$0	0.00%
510-510	EQUIPMENT	$1,204	$0	$1,394	$1,500	$1,500	$0	0.00%
510-490	OTHER EXPENSE	$5,636	$5,325	$6,897	$8,000	$8,000	$0	0.00%
TOTALS FUNCTION 510		**$348,949**	**$627,309**	**$330,637**	**$352,298**	**$335,525**	**($16,773)**	**-4.76%**
% OF FUND 100 EXPENDITURES		**3.97%**	**4.08%**	**4.14%**	**4.85%**	**4.62%**		
		SALARY	**BENEFITS**	**PERCENT**	**TOTAL SALARY AND BENEFITS**			
SUPERINTENDENT		$126,579	$51,046	40.33%	**$177,625**			
SUPPORT STAFF		**SALARY**	**BENEFITS**	**PERCENT**	**TOTAL SALARY AND BENEFITS**			
ADMINISTRATIVE ASSISTANT		$55,921	$48,480	86.69%	**$104,400**			

FUNCTION 511 BOARD OF EDUCATION								
		FY 14	FY 15	FY 16	FY 17	FY 18		
ACCT #	DESCRIPTION	ACTUAL	ACTUAL	ACTUAL	BUDGET	PROPOSED	CHANGE	% CHG
510-410	PROFESSIONAL	$7,829	$8,079	$6,179	$12,000	$12,000	$0	0.00%
510-420	TRAVEL	$19,012	$17,892	$13,657	$17,000	$17,000	$0	0.00%
510-400	OTHER PURCHASED SERVICES	$0	$0	$0	$0	$0	$0	
510-450	SUPPLIES	$4,697	$5,322	$1,605	$5,000	$5,000	$0	0.00%
510-510	EQUIPMENT	$5,159	$0	$0	$0	$0	$0	
510-490	OTHER EXPENSE	$11,550	$11,611	$11,696	$13,000	$13,000	$0	0.00%
TOTALS FUNCTION 511		**$48,248**	**$42,903**	**$33,137**	**$47,000**	**$47,000**	**$0**	**0.00%**
% OF FUND 100 EXPENDITURES		**0.55%**	**0.28%**	**0.41%**	**0.65%**	**0.65%**		

FUNCTION 550 DISTRICT ADMINISTRATION SUPPORT SERVICES								
		FY 14	FY 15	FY 16	FY 17	FY 18		
ACCT #	DESCRIPTION	ACTUAL	ACTUAL	ACTUAL	BUDGET	PROPOSED	CHANGE	% CHG
550-314	COORDINATOR	$93,885	$96,764	$101,160	$94,779	$94,778	($0)	0.00%
550-324	SUPPORT STAFF	$57,705	$45,283	$49,255	$50,639	$50,606	($32)	-0.06%
550-350	BENEFITS	$123,060	$321,741	$102,291	$84,305	$92,752	$8,447	10.02%
550-410	PROFESSIONAL	$29,262	$29,788	$36,420	$35,000	$35,000	$0	0.00%
550-415	INSURANCE	-$461	$16,497	$17,044	$11,561	$15,000	$3,439	29.75%
550-420	TRAVEL	$2,427	$2,884	$3,256	$2,500	$2,500	$0	0.00%
550-440	OTHER PURCHASED SERVICES	$823	$275	$150	$1,000	$1,000	$0	0.00%
550-450	SUPPLIES	$1,536	$1,975	$2,459	$6,100	$6,100	$0	0.00%
550-510	EQUIPMENT	$712	$0	$32,484	$0	$0	$0	
550-490	OTHER EXPENSE	$4,547	$399	$10,646	$10,000	$10,000	$0	0.00%
TOTALS FUNCTION 550		**$313,496**	**$515,607**	**$355,165**	**$295,884**	**$307,737**	**$11,853**	**4.01%**
% OF FUND 100 EXPENDITURES		**3.57%**	**3.36%**	**4.44%**	**4.08%**	**4.24%**		
SUPPORT STAFF		**SALARY**	**BENEFITS**	**PERCENT**	**TOTAL SALARY AND BENEFITS**			
BUSINESS MANAGER		$94,778	$45,955	48.49%	**$140,733**			
DISTRICT ACCOUNTANT, 3/4 time		$50,606	$46,797	92.47%	**$97,404**			
TOTAL		**$145,385**	**$92,752**	**63.80%**	**$238,137**			

FUNCTION 600 MAINTENANCE								
		FY 14	FY 15	FY 16	FY 17	FY 18		
ACCT #	DESCRIPTION	ACTUAL	ACTUAL	ACTUAL	BUDGET	PROPOSED	CHANGE	% CHG
600-324	MAINTENANCE	$83,210	$86,733	$68,347	$79,273	$77,048	($2,225)	-2.81%
600-325	CUSTODIANS	$106,921	$111,213	$108,135	$119,095	$117,782	($1,313)	-1.10%
600-350	BENEFITS	$163,074	$204,013	$143,363	$142,440	$154,005	$11,566	8.12%
600-415	INSURANCE	$35,405	$10,173	$10,011	$8,600	$10,000	$1,400	16.28%
600-420	TRAVEL	$0	$1,649	$0	$2,500	$2,500	$0	0.00%
600-430	UTILITIES	$496,637	$428,690	$325,055	$297,000	$320,000	$23,000	7.74%
600-432	INTERNET/TELEPHONE/FAX	$30,110	$187,605	$192,691	$272,638	$272,638	$0	0.00%
600-433	POSTAGE	$8,603	$6,861	$4,556	$8,000	$8,000	$0	0.00%
600-440	OTHER PURCHASED SERVICES	$13,223	$13,758	$12,200	$15,000	$15,000	$0	0.00%
600-450	SUPPLIES	$47,926	$32,021	$27,529	$35,000	$35,000	$0	0.00%
600-502	BUILDINGS	$6,138	$0	$0	$5,000	$5,000	$0	0.00%
600-510	EQUIPMENT	$1,253	$0	$377	$2,000	$2,000	$0	0.00%
TOTALS FUNCTION 600		**$992,499**	**$1,082,716**	**$892,266**	**$986,546**	**$1,018,973**	**$32,427**	**3.29%**
% OF FUND 100 EXPENDITURES		**11.30%**	**7.05%**	**11.17%**	**13.59%**	**14.04%**		
MAINTENANCE		**SALARY**	**BENEFITS**	**PERCENT**	**TOTAL SALARY AND BENEFITS**			
MAINTENANCE WORKER I		$72,536	$53,738	74.08%	**$126,274**			
MAINTENANCE WORKER I		$55,878	$48,466	86.74%	**$104,343**			
TOTAL		**$128,413**	**$102,204**	**79.59%**	**$230,617**			
CUSTODIANS		**SALARY**	**BENEFITS**	**PERCENT**	**TOTAL SALARY AND BENEFITS**			
CUSTODIAN (1.5 FTE)		$84,697	$57,587	67.99%	**$142,284**			
CUSTODIAN (1.5 FTE)		$72,119	$53,606	74.33%	**$125,725**			
CUSTODIAN		$39,487	$43,278	109.60%	**$82,766**			
TOTAL		**$196,303**	**$154,472**	**78.69%**	**$350,774**			

FUNCTION 700 PUPIL ACTIVITIES								
		FY 14	FY 15	FY 16	FY 17	FY 18		
ACCT #	DESCRIPTION	ACTUAL	ACTUAL	ACTUAL	BUDGET	PROPOSED	CHANGE	% CHG
700-314	COORDINATOR	$8,141	$8,545	$8,754	$8,877	$8,877	$0	0.00%
700-316	EXTRA DUTY	$27,500	$28,255	$34,550	$34,000	$36,000	$2,000	5.88%
700-350	BENEFITS	$17,864	$78,162	$15,083	$9,364	$11,219	$1,855	19.81%
700-410	PROFESSIONAL SERVICES	$0	$0	$105	$105	$105	$0	0.00%
700-420	TRAVEL	$4,595	$60	$1,554	$0	$0	$0	
700-424	STUDENT TRAVEL	$310,320	$310,657	$320,061	$300,000	$300,000	$0	0.00%
700-450	SUPPLIES	$16,296	$7,843	$10,830	$10,000	$10,000	$0	0.00%
700-510	EQUIPMENT	$0	$0	$0	$0	$0	$0	
700-540	OTHER EXPENSE	$3,125	$3,250	$3,380	$5,000	$5,000	$0	0.00%
TOTALS FUNCTION 700		**$387,842**	**$436,771**	**$394,316**	**$367,346**	**$371,201**	**$3,855**	**1.05%**
% OF FUND 100 EXPENDITURES		**4.42%**	**2.84%**	**4.93%**	**5.06%**	**5.11%**		

FUNCTION 780 COMMUNITY SUPPORT								
780-350	BENEFITS (ON-BEHALF TRS/PERS)	**$70,699**	**$374,365**	**$29,604**	**$0**	**$0**		
FUNCTION 900 NON-PROGRAMMED CHARGES								
		FY 14	**FY 15**	**FY 16**	**FY 17**	**FY 18**		
		ACTUAL	**ACTUAL**	**ACTUAL**	**BUDGET**	**PROPOSED**	**CHANGE**	**% CHG**
	TRANSFER TO MAJOR MAINTENANC	$115,000	$250,000	$150,000	$0	$0	$0	
	TRANS TO DEBT REIMBURSEMENT	$0	$0	$0	$0	$0	$0	
	TRANSFER TO COMMUNITY ENGA	$10,000	$10,000	$10,000	$10,000	$10,000	$0	0.00%
	TRANS. TO COMM SCHOOLS/ENERC	$0	$0	$0	$0	$0	$0	
TOTALS FUNCTION 900		**$125,000**	**$260,000**	**$160,000**	**$10,000**	**$10,000**	**$0**	**0.00%**
		1.42%	**1.69%**	**2.00%**	**0.14%**	**0.14%**		
					$0	**$0**	**$0**	
TOTAL EXPENDITURES FUND 100		**$8,781,066**	**$15,363,434**	**$7,990,764**	**$7,258,767**	**$7,413,500**	**$154,733**	**2.13%**

FUND 100 REVENUES		$21,745	$39,754	$20,679	$18,678	$18,413		
		407.25	**395.6**	**374.6**	**388.7**	**388**		
		FY 14	**FY 15**	**FY 16**	**FY 17**	**FY 18**		
ACCT #	**DESCRIPTION**	**ACTUAL**	**ACTUAL**	**ACTUAL**	**BUDGET**	**PROPOSED**	**CHANGE**	**% CHG**
011	CITY APPROPRIATION	$2,796,196	$2,843,983	$2,927,245	$2,988,604	$2,973,365	($15,239)	-0.51%
013	RENTAL INCOME	$10,350	$10,350	$10,350	$10,350	$10,350	$0	0.00%
025	INTEREST INCOME	$2,152	$752	$43	$500	$500	$0	0.00%
047	E-RATE REVENUE	$99,394	$27,810	$174,714	$149,832	$149,832	$0	0.00%
040	OTHER LOCAL REVENUE	$22,806	$30,163	$6,997	$20,000	$20,000	$0	0.00%
050	BROADBAND ASSISTANCE GRANT	$0	$47,321	$73,734	$50,927	$35,000	($15,927)	-31.27%
051	FOUNDATION PROGRAM	$4,530,328	$4,587,870	$3,932,188	$4,001,506	$3,916,797	($84,710)	-2.12%
056	TRS/PERS ON-BEHALF	$1,361,724	$8,160,077	$557,642	$0	$0	$0	
043	STUDENT SPORTS FEES	$4,700	$4,650	$4,359	$5,000	$5,000	$0	0.00%
044	LAB, SHOP, TEXTBOOK FEES	$4,819	$5,508	$4,002	$5,000	$5,000	$0	0.00%
045	GATE RECEIPTS	$3,691	$3,709	$3,655	$3,500	$3,500	$0	0.00%
150	EDUCATION JOBS FUNDING	$0	$0	$0	$0	$0	$0	
118	IMPACT AID	$19,631	$4,340	$51,372	$25,000	$25,000	$0	0.00%
TOTALS REVENUES FUND 100		**$8,855,791**	**$15,726,533**	**$7,746,301**	**$7,260,219**	**$7,144,344**	**($115,875)**	**-1.60%**
		$74,725	**$363,099**	**($244,463)**	**$1,452**	**($269,156)**		
		72.14%	77.61%	70.70%	68.21%	68.37%		

FUND 255 FOOD SERVICE EXPENDITURES								
BEGINNING FUND BALANCE:		**$19,878**	**($19,049)**	**($59,238)**	**($136,412)**	**($122,390)**		
		FY 14	**FY 15**	**FY 16**	**FY 17**	**FY 18**		
ACCT #	**DESCRIPTION**	**ACTUAL**	**ACTUAL**	**ACTUAL**	**BUDGET**	**PROPOSED**	**CHANGE**	**% CHG**
600-340	AIDES	$17,259	$19,121	$12,373	$13,486	$17,000	$3,515	26.06%
600-350	SUPPORT STAFF	$110,170	$122,534	$117,397	$124,598	$124,615	$17	0.01%
600-369	SUBSTITUTES	$5,256	$5,191	$6,803	$5,000	$5,000	$0	0.00%
600-370	BENEFITS	$125,588	$127,551	$138,323	$150,394	$168,426	$18,032	11.99%
600-420	TRAVEL	$1,689	$3,397	$4,775	$3,000	$3,000	$0	0.00%
600-459	FOOD	$135,069	$129,594	$131,857	$125,000	$130,000	$5,000	4.00%
600-469	NON-FOOD	$10,859	$12,447	$10,966	$6,000	$10,000	$4,000	66.67%
600-510	EQUIPMENT	$0	$1,660	$0	$0	$0	$0	
TOTAL EXPENDITURES FUND 255		**$405,892**	**$421,495**	**$422,494**	**$427,478**	**$458,041**	**$30,564**	**7.15%**
FUND 255 FOOD SERVICE REVENUES								
		FY 14	**FY 15**	**FY 16**	**FY 17**	**FY 18**		
ACCT #	**DESCRIPTION**	**ACTUAL**	**ACTUAL**	**ACTUAL**	**BUDGET**	**PROPOSED**	**CHANGE**	**% CHG**
011	CITY APPROPRIATION	$137,000	$157,000	$160,000	$240,000	$265,000	$25,000	10.42%
099	AK NUTRITIONAL FOODS GRANT	$29,758	$20,399	$2,954	$0	$0	$0	
121	TYPE A MEAL REIMBURSEMENT	$64,428	$71,473	$66,269	$70,000	$65,000	($5,000)	-7.14%
231	STUDENT MEAL SALES	$111,786	$111,245	$93,078	$110,000	$105,000	($5,000)	-4.55%
232	ADULT LUNCH SALES	$8,596	$7,434	$6,153	$7,500	$7,000	($500)	-6.67%
	USDA COMMODITIES	$15,397	$13,754	$16,865	$14,000	$15,000	$1,000	7.14%
TOTAL REVENUES FUND 255		**$366,965**	**$381,306**	**$345,320**	**$441,500**	**$457,000**	**$15,500**	**3.51%**
ENDING FUND BALANCE:		**($19,049)**	**($59,238)**	**($136,412)**	**($122,390)**	**($123,431)**		

FUND 378 PRESCHOOL EXPENDITURES								
BEGINNING FUND BALANCE:		**($13,119)**	**($15,442)**	**$4,559**	**$3,687**	**($16,360)**		
		FY 14	**FY 15**	**FY 16**	**FY 17**	**FY 18**		
ACCT #	**DESCRIPTION**	**ACTUAL**	**ACTUAL**	**ACTUAL**	**BUDGET**	**PROPOSED**	**CHANGE**	**% CHG**
700-320	TEACHERS	$85,038	$87,152	$90,677	$83,164	$84,907	$1,743	2.10%
700-340	AIDES	$22,686	$23,047	$24,867	$25,332	$26,241	$909	3.59%
700-350	CUSTODIANS	$7,152	$1,500	$1,500	$1,500	$1,500	$0	0.00%
700-530	OFFICE CLERK	$0	$894	$3,118	$1,500	$1,500	$0	0.00%
700-369	SUBSTITUTES	$1,750	$875	$1,850	$1,500	$1,500	$0	0.00%
700-370	BENEFITS	$59,845	$59,898	$65,725	$75,531	$84,554	$9,024	11.95%
700-420	TRAVEL	$0	$0	$0	$0	$0	$0	
700-400	SCHOLARSHIP FUND	$13,640	$7,141	$6,477	$7,300	$7,500	$200	2.74%
700-430	UTILITIES	$5,000	$5,000	$5,000	$5,000	$5,000	$0	0.00%
700-450	SUPPLIES	$5,505	$1,490	$3,734	$3,500	$3,500	$0	0.00%
700-510	EQUIPMENT	$0	$0	$0	$0	$0	$0	
TOTAL EXPENDITURES FUND 378		**$200,617**	**$186,997**	**$202,949**	**$204,327**	**$216,203**	**$11,876**	**5.81%**
FUND 378 PRESCHOOL REVENUES								
		FY 14	**FY 15**	**FY 16**	**FY 17**	**FY 18**		
ACCT #	**DESCRIPTION**	**ACTUAL**	**ACTUAL**	**ACTUAL**	**BUDGET**	**PROPOSED**	**CHANGE**	**% CHG**
011	CITY APPROPRIATION	$140,000	$160,000	$160,000	$140,000	$175,000	$35,000	25.00%
049	OTHER LOCAL REVENUE	$58,294	$46,998	$42,077	$44,280	$44,280	$0	0.00%
TOTAL REVENUES FUND 378		**$198,294**	**$206,998**	**$202,077**	**$184,280**	**$219,280**	**$35,000**	**18.99%**
ENDING FUND BALANCE:		**($15,442)**	**$4,559**	**$3,687**	**($16,360)**	**($13,282)**		
FY 18 ASSUMPTIONS:								
24 4-YEAR-OLDS @ $115 PER MONTH								
24 3-YEAR-OLDS @ $90 PER MONTH								

FUND 215 COMMUNITY SCHOOLS								
BEGINNING FUND BALANCE:		**$109,176**	**$179,733**	**$269,448**	**$360,996**	**$360,996**		
		FY 14	**FY 15**	**FY 16**	**FY 17**	**FY 18**		
ACCT #	DESCRIPTION	**ACTUAL**	**ACTUAL**	**ACTUAL**	**BUDGET**	**PROPOSED**	**CHANGE**	**% CHG**
600-314	COMMUNITY SCHOOL COORDINATC	$29,442	$28,987	$30,061	$30,213	$30,213	$0	0.00%
600-324	MAINTENANCE STAFF	$55,896	$56,169	$46,315	$52,849	$51,365	($1,484)	-2.81%
600-325	CUSTODIANS	$86,595	$90,425	$87,328	$79,397	$78,521	($875)	-1.10%
600-326	COMM. SCHOOLS EMPLOYEES	$0	$0	$0	$200	$200	$0	0.00%
600-350	BENEFITS	$105,995	$102,365	$105,376	$107,045	$114,756	$7,710	7.20%
600-459	UTILITIES	$331,092	$285,793	$216,704	$198,000	$213,333	$15,333	7.74%
600-440	OTHER PURCHASED SERVICES	$13,461	$8,001	$8,133	$10,000	$10,000	$0	0.00%
600-445	INSURANCE BOND AND PREMIUMS	$33,723	$28,895	$31,697	$5,733	$6,667	$933	16.28%
600-450	SUPPLIES	$27,112	$17,584	$15,407	$23,333	$23,333	$0	0.00%
600-510	EQUIPMENT	$835	$0	$108	$1,333	$1,333	$0	0.00%
600-540	BUILDINGS	$4,092	$0	$0	$3,333	$3,333	$0	0.00%
TOTAL EXPENDITURES FUND 215		**$688,243**	**$618,218**	**$541,129**	**$511,437**	**$533,055**	**$21,618**	**4.23%**
FUND 215 COMMUNITY SCHOOLS REVENUES								
		FY 14	**FY 15**	**FY 16**	**FY 17**	**FY 18**		
ACCT #	DESCRIPTION	**ACTUAL**	**ACTUAL**	**ACTUAL**	**BUDGET**	**PROPOSED**	**CHANGE**	**% CHG**
11	CITY APPROPRIATION	$757,935	$707,808	$632,189	$510,937	$532,555	$21,618	4.23%
549	TRANSFER FROM GENERAL FUND	$0	$0	$0	$0	$0	$0	
40	OTHER LOCAL REVENUE	$865	$125	$488	$500	$500	$0	0.00%
TOTAL REVENUES FUND 215		**$758,800**	**$707,933**	**$632,677**	**$511,437**	**$533,055**	**$21,618**	**4.23%**
ENDING FUND BALANCE:		**$179,733**	**$269,448**	**$360,996**	**$360,996**	**$360,996**		

IDEAS FOR THE SCHOOL BOARD TO CONSIDER

NOT PRIORITIZED OR WEIGHTED

Increase student fees

- explore charging a per trip fee to parents (estimate of $25,000 in revenue or 5% of the student travel budget)
- explore charging fees for academic travel as well as sports travel (estimate of $1,000 revenue)

Health Insurance - explore cost savings

Prior reimbursements from the City of Unalaska for capital purchases

Solicit donations from the community for capital purchases (playground, etc.)

Explore energy savings - turning off computers, etc.

Student generated revenue from CTE classes - tools from 3D printer, smokehouses, etc.

FY 18 REQUEST FOR CITY APPROPRIATION
ENROLLMENT OF 388

FY 15	FY 16	FY 17	FY 18	INC/DEC FROM FY 17	PERCENT INC/DEC	
$2,843,983	**$2,927,245**	**$2,988,604**	**$2,973,365**	($15,239)	-0.51%	**GENERAL FUND**
$707,808	**$632,189**	**$510,937**	**$532,555**	$21,618	4.23%	**COMMUNITY SCHOOLS**
$160,000	**$160,000**	**$140,000**	**$175,000**	$35,000	25.00%	**PRESCHOOL**
$157,000	**$160,000**	**$240,000**	**$265,000**	$25,000	10.42%	**FOOD SERVICES**
$3,868,791	**$3,879,434**	**$3,879,541**	**$3,945,920**	$66,379	1.71%	**SUBTOTAL**
$0	**$0**	**$0**	**$0**	$0		**REIMBURSE FOR CAPITAL PROJECTS**
$3,868,791	**$3,879,434**	**$3,879,541**	**$3,945,920**	**$66,379**	**1.72%**	**GRAND TOTAL**

TOTAL CITY APPROPRIATIONS FY 92 - FY 18

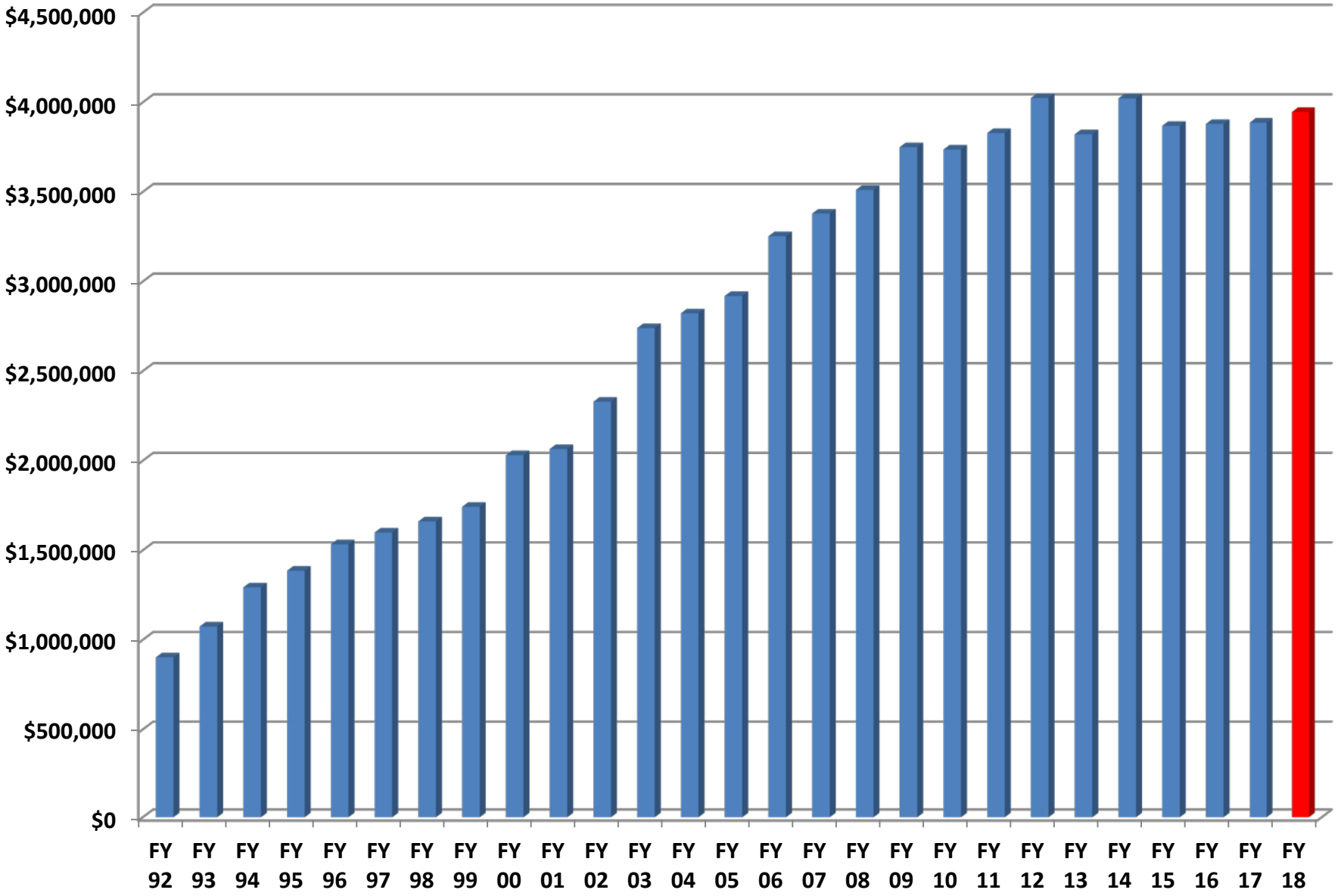

GENERAL FUND

General Fund Revenue

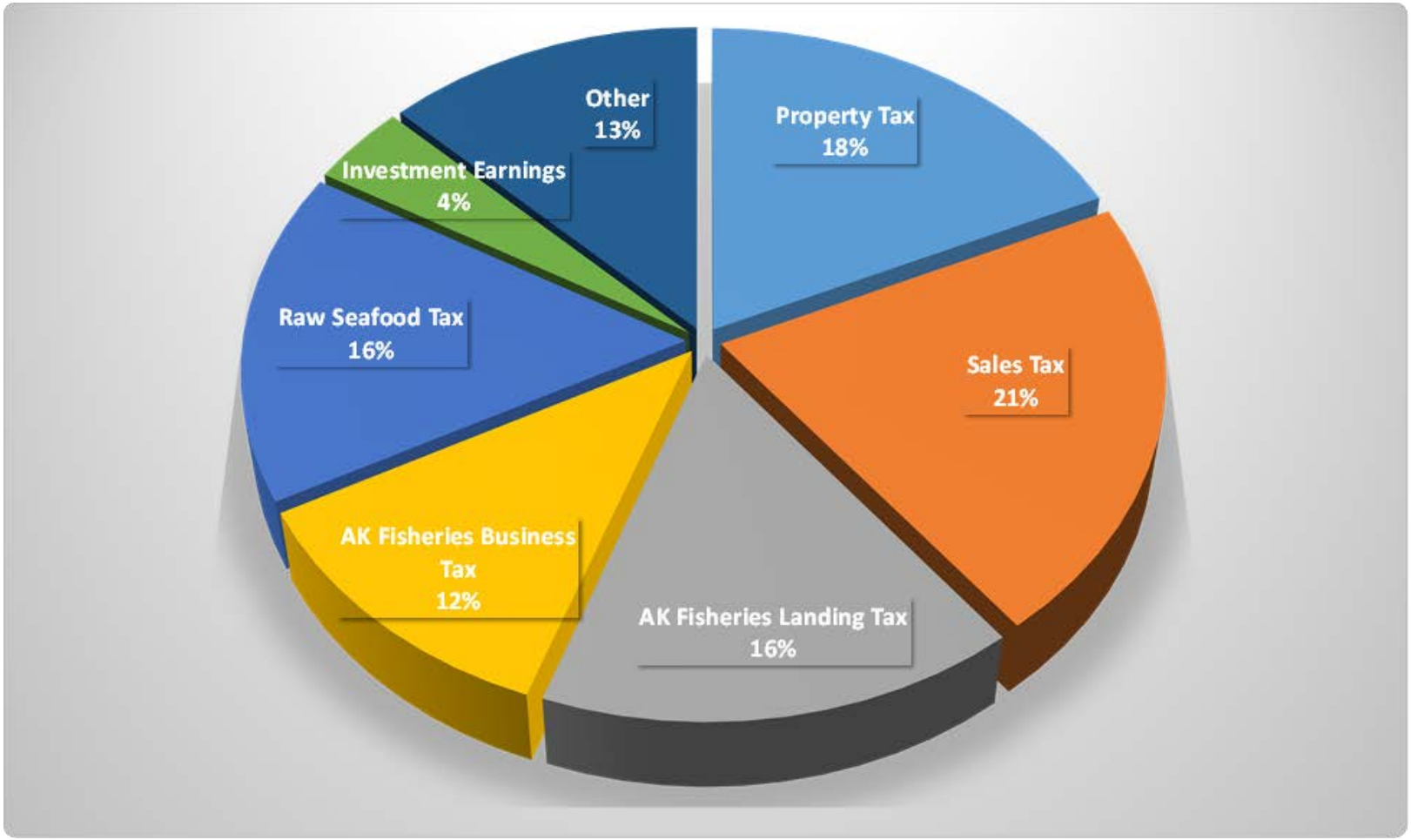

General Fund Expenses

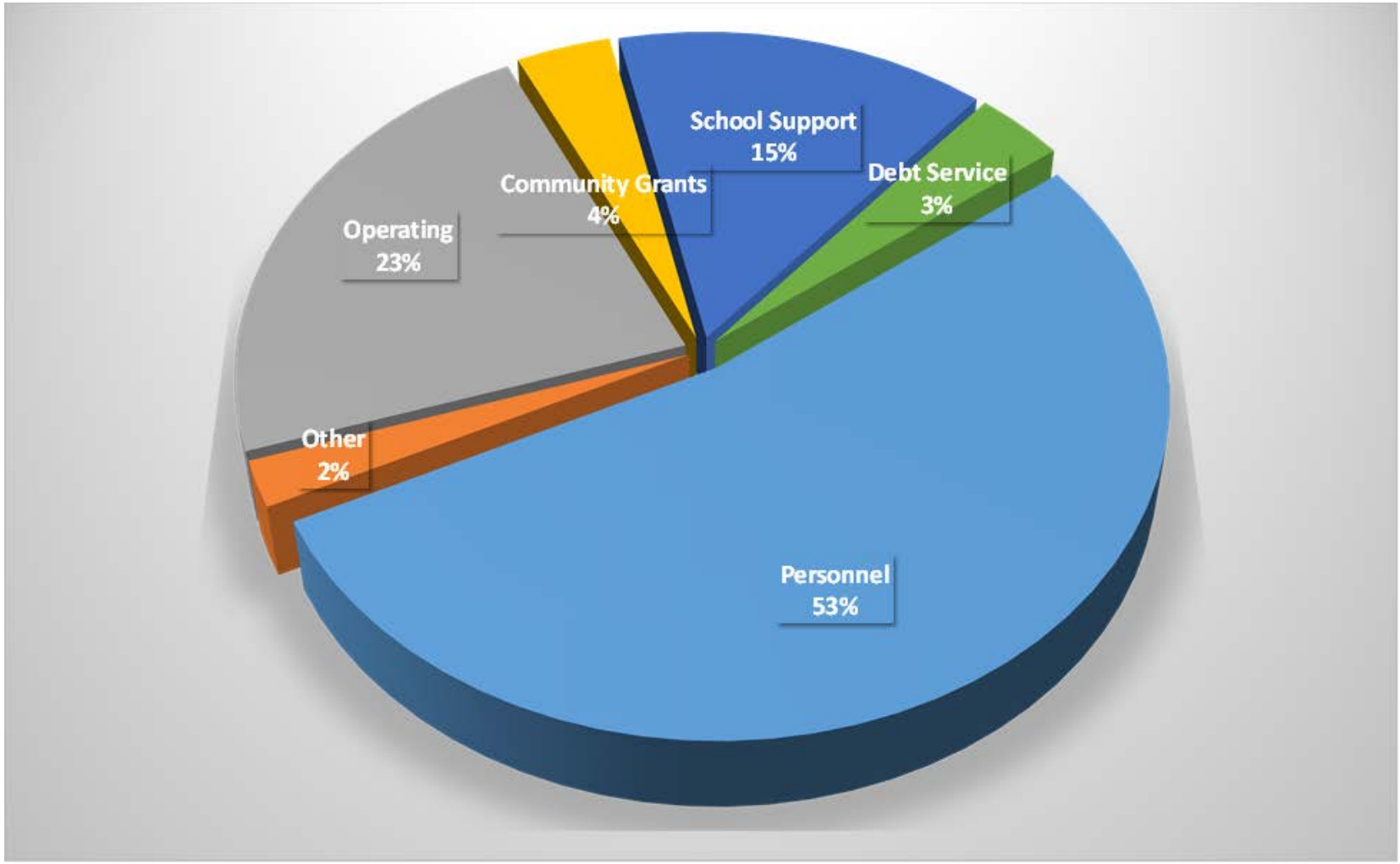

Personnel Costs
Knowns & Assumptions

- Raises provided at the rate required by Union contracts and Title 3
- Three funded positions added to DPS (Two Police Officers & One Senior Fire Captain)
- Estimated 10% increase in health care costs relative to FY17 actual cost
- No change to PERS contribution
- Other fringe costs shown at new rates

General Fund

	FY2017 Budgeted	Proposed FY2018 Budget	Change in ($)	Change in (%)
Total Revenue	**$32,567,134**	**$32,991,160**	**$424,026**	**1.30%**
Taxes	$17,975,000	$18,375,000	$400,000	2.23%
Intergovernmental	$12,217,484	$11,641,510	($575,974)	-4.71%
Charges for Service	$319,350	$319,350	$0	0.00%
Investment Income	$700,000	$1,300,000	$600,000	85.71%
Other	$145,300	$145,300	$0	0.00%
Other Financing Sources	$1,210,000	$1,210,000	$0	0.00%
Personnel Expenses	**$13,314,166**	**$14,374,114**	**$1,059,948**	**7.96%**
Total Operating Expenses minus Personnel	**$12,078,606**	**$12,693,587**	**$614,981**	**5.09%**
Mayor & Council	$468,636	$470,466	$1,830	0.39%
City Administration	$748,660	$711,102	($37,558)	-5.02%
City Clerk	$104,195	$107,195	$3,000	2.88%
Finance	$427,815	$606,083	$178,268	41.67%
Planning	$192,150	$191,600	($550)	-0.29%
Public Safety	$1,122,335	$1,089,281	($33,054)	-2.95%
Public Works	$2,299,769	$2,720,954	$421,185	18.31%
Parks, Culture & Recreation	$890,908	$886,854	($4,054)	-0.46%
Other Expenses	$5,824,138	$5,910,052	$85,914	1.48%
Total Capital Project Transfers	**$3,609,772**	**$1,966,994**	**($1,642,778)**	**-45.51%**
Transfers to Capital Projects	$541,405	$793,000	$251,595	46.47%
Transfers to Proprietary Capital	$3,068,367	$1,173,994	($1,894,373)	-61.74%
General Fund Net	**$3,564,590**	**$3,956,465**	**$391,875**	**10.99%**

Notes on General Fund

- **Revenue**
  - We anticipate a slight uptick in City Sales tax based on actuals to-date in FY17
  - Investments increase is due to projected federal increases to the interest rates
- **Personnel**
  - New DPS positions add $420K to budget. Wthout them included the increase is 4.8%
- **Non-Personnel Operations**
  - Increase in vehicle purchases for grader. Discounting that, non-personnel increase is about 2.4%
- **Transfer to Capital Projects**
  - We will discuss these in the CMMP, but as you can see there is less funding for Capital Projects being recommended by Staff this

Non-Personnel Operating Expenses & Machinery and Equipment

	FY2017 Budgeted	Proposed FY2018 Budget	Change in ($)	Change in (%)
Non-Personnel Operating Expense Total	**$6,047,141**	**$6,189,103**	**$141,962**	**2.35%**
Mayor and Council	**$468,636**	**$470,466**	**$1,830**	**0.39%**
City Manager	**$157,685**	**$137,256**	**($20,429)**	**-12.96%**
Administration	**$590,975**	**$573,846**	**($17,129)**	**-2.90%**
City Clerk	**$104,195**	**$107,195**	**$3,000**	**2.88%**
Finance	**$674,556**	**$823,500**	**$148,944**	**22.08%**
Finance	$311,130	$400,350	$89,220	
IS	$363,426	$423,150	$59,724	
Planning	**$192,150**	**$191,600**	**($550)**	**-0.29%**
Public Safety	**$808,329**	**$886,721**	**$78,392**	**9.70%**
Administration & Police	$468,314	$529,696	$61,382	
Corrections	$90,600	$94,825	$4,225	
Fire/EMS/Communications	$249,415	$262,200	$12,785	
Public Works	**$2,159,706**	**$2,111,665**	**($48,041)**	**-2.22%**
Administration & Engineering	$205,525	$209,100	$3,575	
Streets and Roads	$851,645	$851,645	$0	
Receiving and Supply	$14,150	$13,150	($1,000)	
Vehicle & Equipment Maintenance	$439,595	$439,595	$0	
Facilities Maintenance	$648,791	$598,175	($50,616)	
PCR	**$890,909**	**$886,854**	**($4,055)**	**-0.46%**
Administration	$32,823	$34,116	$1,293	
Recreation Programs	$116,243	$116,200	($43)	
Community Center Operations	$341,708	$342,090	$382	
Library	$301,371	$291,298	($10,073)	
Aquatics Center	$62,359	$65,800	$3,441	
Parks	$36,405	$37,350	$945	

Machinery and Equipment	**$437,869**	**$811,849**	**$373,980**	**303.03%**
DPS	$297,806	$202,560	($95,246)	
DPW	$140,063	$609,289	$469,226	

Funding Changes - Major Drivers

- **Finance**
  - Finance: Investment management cost increases; controller recruitment costs; education reimbursement; credit card fees
  - IS: Funding increase due to new backup system for City network in the event of emergency which replaces outdated, repurposed equipment; anticipated bandwidth cost increases with new multi-year contract; software support cost increases
- **DPS**
  - Admin & Police: Equipping new officers; training cost shift from State; moving expenses
  - Corrections: Training cost shift from State
  - Fire: Recruitment and moving expense
- **Machinery & Equipment**
  - Replace Volvo grader: spent 7 months in the shop in the last year, which created shortfall during snow removal; this has been a problem vehicle since we received

Other Miscellaneous Expenses

	FY2017 Budgeted	Proposed FY2018 Budget	Change in ($)	Change in (%)
Miscellaneous Expense Total	**$5,824,138**	**$5,910,052**	**$85,914**	**1.48%**
Non Profits	**$983,847**	**$1,002,944**	**$19,097**	**1.94%**
IFHS Mental Health Programs	$170,000	$170,000	$0	
USAFV	$216,516	$229,506	$12,990	
Unalaska Seniors	$49,800	$49,800	$0	
Unalaska Community Broadcasting	$96,600	$96,600	$0	
MOTA	$294,106	$294,106	$0	
Aleutians Arts Council	$10,000	$10,000	$0	
Qawalangin Tribe/APIA	$24,000	$24,000	$0	
APIA	$122,825	$124,932	$2,107	
Unalaska Divers Association	$0	$4,000	$4,000	
School Support	**$3,886,516**	**$3,945,920**	**$59,404**	**1.53%**
Debt Service	**$953,775**	**$961,188**	**$7,413**	**0.78%**
Interest Expense	$118,775	$86,188	($32,587)	
Principal Payment	$835,000	$875,000	$40,000	

Special Funds

	FY2017 Budgeted	Proposed FY2018 Budget	Change in ($)	Change in (%)
1% Sales Tax Special Revenue	**$3,300,000**	**$3,300,000**	**$0**	**0.00%**
Expenditures	**$1,200,000**	**$2,456,860**	**$1,256,860**	**104.74%**
Transfer to GF	$1,200,000	$1,200,000	$0	0.00%
Transfer to Utility Offset	$0	$1,256,860	$1,256,860	
1% Sales Tax Special Revenue Fund Net	**$2,100,000**	**$843,140**	**($1,256,860)**	**-59.85%**

	FY2017 Budgeted	Proposed FY2018 Budget	Change in ($)	Change in (%)
Bed Tax Special Revenue Total	**$175,000**	**$175,000**	**$0**	**0.00%**
Bed Tax	**$172,000**	**$175,000**	**$3,000**	**1.74%**
Appropriated Fund Balance	**$3,000**	**$0**	**($3,000)**	**-100.00%**
Expenditures - CVB	**$175,000**	**$175,000**	**$0**	**0.00%**
Bed Tax Special Revenue Fund Net	**$0**	**$0**	**$0**	

PROPRIETARY FUNDS

Proprietary Funds Expenses

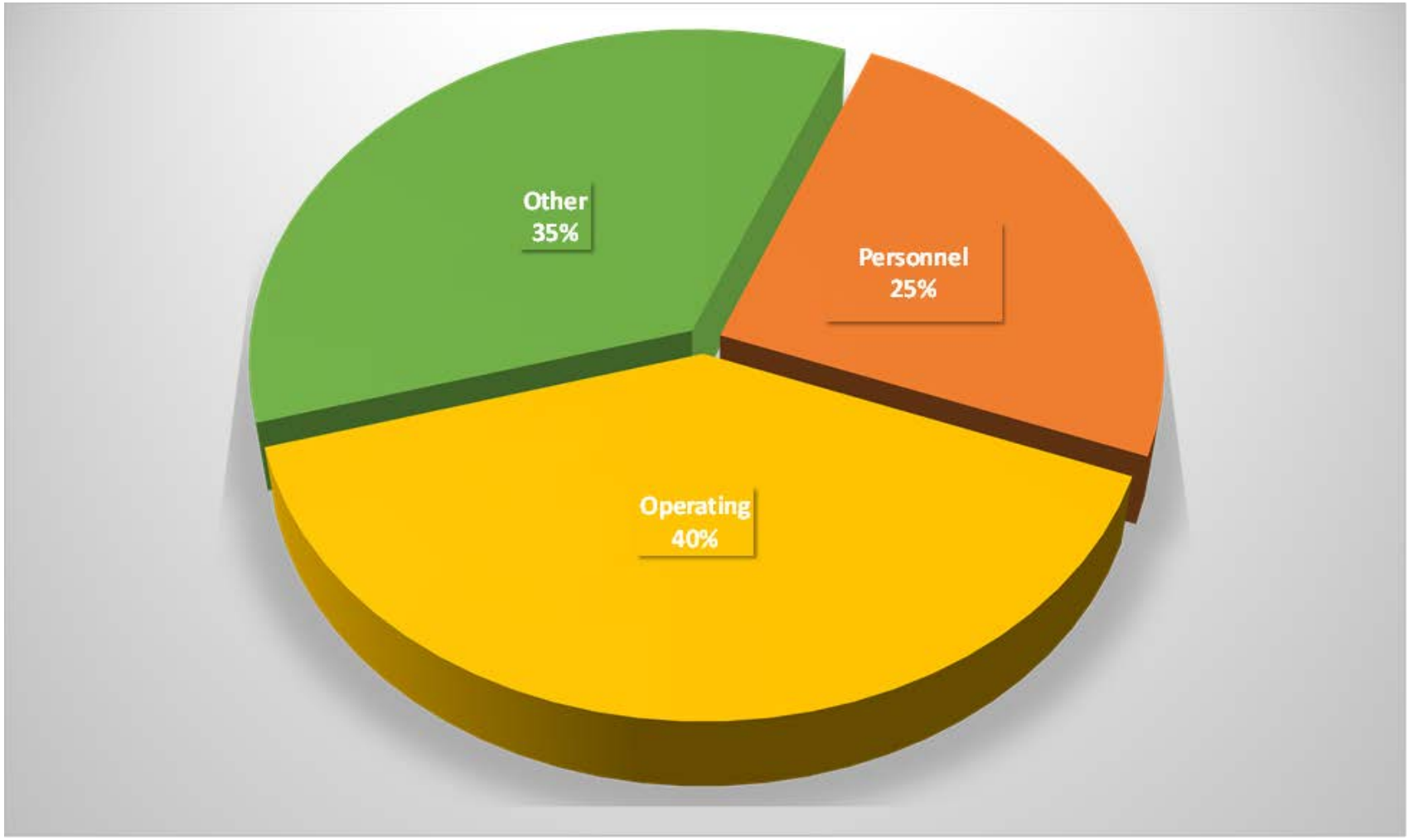

Electric

	FY2017 Budgeted	Proposed FY2018 Budget	Change in ($)	Change in (%)
Total Revenue	**$17,310,124**	**$17,864,211**	**$554,087**	**3.20%**
Intergovernmental	$145,793	$145,793	$0	
Charges for Service	$17,109,506	$17,109,506	$0	
Non-Recurring	$54,825	$608,912	$554,087	

Personnel Expenses	**$3,027,174**	**$2,937,037**	**($90,137)**	**-2.98%**

	FY2017 Budgeted	FY2018 Budget	Change in ($)	Change in (%)
Non-Personnel Operating Expense Total	**$9,063,239**	**$10,543,128**	**$1,479,889**	**16.33%**
Administration	$341,739	$344,744	$3,005	
Production	$7,912,806	$8,154,690	$241,884	
Electric Line Repair & Maintenance	$260,398	$261,300	$902	
Vehicle and Equipment Maintenance	$17,500	$17,500	$0	
Facilities Maintenance	$267,726	$378,226	$110,500	
Transfers Out	$263,070	$1,386,668	$1,123,598	

Machinery & Equipment	**$1,267,306**	**$52,888**	**($1,214,418)**	**-95.83%**

Other Expenses	**$1,278,993**	**$1,225,098**	**($53,895)**	**-4.21%**
Bad Debt	$0	$0	$0	
Allocations IN-Debt	$129,415	$142,356	$12,941	
Interest Payments	$1,141,667	$1,082,742	($58,925)	
Issuance Expense	$7,911	$0	($7,911)	

Funding Changes - Major Drivers

- **Production**: Anticipated increased fuel cost
- **Facility Maintenance:** DDC System; painting; concrete repair; New & Old PH flame sensor system; Valley Generator painting
- **Engine Overhaul:** moved from the “Machinery and Equipment” line to “Transfers Out” in order to account for it on the CMMP
  - Discounting the move of the Engine Overhaul, funding the increase in Electric Non-personnel Operating Costs is approximately 3.9%

Water

	FY2017 Budgeted	Proposed FY2018 Budget	Change in ($)	Change in (%)
Total Revenue	**2,907,224.00**	**3,105,685.00**	**198,461.00**	**6.83%**
Intergovernmental	25,461.00	25,461.00	0.00	
Charges for Service	2,560,141.00	2,560,141.00	0.00	
Assessments	418.00	418.00		
Non-Recurring	321,204.00	519,665.00	198,461.00	

Personnel Expense	**1,130,422.00**	**1,150,528.00**	**20,106.00**	**1.78%**

	FY2017 Budgeted	Proposed FY2018 Budget	Change in ($)	Change in (%)
Non-Personnel Operating Expense Total	**603,889.00**	**716,960.00**	**113,071.00**	**18.72%**
Admin	158,982.00	137,025.00	(21,957.00)	
Operations	541,475.00	483,880.00	(57,595.00)	
Vehicle and Equipment Maintenance	10,000.00	10,000.00	0.00	
Facilities Maintenance	21,465.00	64,455.00	42,990.00	
Transfers Out	(128,033.00)	21,600.00	149,633.00	**-116.87%**

Machinery & Equipment	**61,110.00**	**52,888.00**	**(8,222.00)**	**-13.45%**

Other Expenses	**19,395.00**	**76,271.00**	**56,876.00**	**293.25%**
Bad Debt	0.00	0.00	0.00	
Allocations IN-Debt	19,395.00	21,335.00	1,940.00	
Interest Payments		54,936.00	54,936.00	

Funding Changes - Major Drivers

- **Facility Maintenance:** DDC System; Painting; New water plant new budget; Icy Lake building maintenance; Unalaska Pump Control building and fuel tank
- **Machinery & Equipment:** Purchase replacement vehicle (2002 w/102,854 miles)
- **Transfers Out:** Increase is due to a payback to the Water Fund for the backflow prevention project in FY17 and the increased cost for the General's Hill Booster Pump
- **Interest payment:** Increase is due to the starting of the loan repayment

Wastewater

	FY2017 Budgeted	Proposed FY2018 Budget	Change in ($)	Change in (%)
Total Revenue	**$4,180,624**	**$4,106,880**	**($73,744)**	**-1.76%**
Intergovernmental	$21,487	$21,487	$0	
Charges for Service	$2,343,595	$2,507,647	$164,052	
Assessments	$2,172	$2,172		
Non-Recurring	$1,813,370	$503,418	($1,309,952)	
Transfer from 1% Spec Rev Fund	$0	$1,072,156	$1,072,156	

Personnel Expense	**$1,331,260**	**$1,366,218**	**$34,958**	**2.63%**

	FY2017 Budgeted	Proposed FY2018 Budget	Change in ($)	Change in (%)
Non-Personnel Operating Expenses Total	**$1,469,671**	**$1,261,732**	**($207,939)**	**-14.15%**
Admin	$189,692	$131,830	($57,862)	
Operations	$1,079,750	$1,079,750	$0	
Vehicle and Equipment Maintenance	$8,475	$8,475	$0	
Facilities Maintenance	$10,377	$41,677	$31,300	
Transfers out	$181,377	$0	($181,377)	**-100.00%**

Machinery and Equipment	**$0**	**$2,988**	**$2,988**	

Other Expenses	**$19,125**	**$136,773**	**$117,648**	**615.15%**
Bad Debt	$0	$0	$0	
Allocations IN-Debt	$17,754	$19,530	$1,776	
Interest Payments	$1,371	$117,243	$115,872	

Funding Changes - Major Drivers

- **Revenue:** there is a transfer from the GF as prescribed by the Council in Resolution 2017-14
- **Facility Maintenance:** DDC System; Replace old overhead door
- **Interest payment:** increase is due to the starting of the loan repayment

Solid Waste

	FY2017 Budgeted	Proposed FY2018 Budget	Change in ($)	Change in (%)
Total Revenue	**$3,050,368**	**$4,456,805**	**$1,406,437**	**46.11%**
Intergovernmental	$24,592	$24,592	$0	
Charges for Service	$2,432,000	$2,541,442	$109,442	
Non-Recurring	$593,776	$1,706,067	$1,112,291	
Transfer from 1% Spec Rev Fund	$0	$184,704	$184,704	

Personnel Expense	**$1,067,889**	**$1,096,088**	**$28,199**	**2.64%**

	FY2017 Budgeted	Proposed FY2018 Budget	Change in ($)	Change in (%)
Non-Personnel Operating Expenses Total	**$880,902**	**$1,884,149**	**$1,003,247**	**113.89%**
Admin	$101,856	$95,120	($6,736)	
Operations	$680,100	$678,700	($1,400)	
Vehicle and Equipment Maintenance	$56,000	$56,000	$0	
Facilities Maintenance	$42,946	$24,329	($18,617)	
Transfers Out	$0	$1,030,000	$1,030,000	

Machinery & Equipment	**$0**	**$259,352**	**$259,352**	

Other Expenses	**$18,424**	**$93,003**	**$74,579**	**404.79%**
Landfill Closure/Post Closure	$198,072			
Bad Debt	$0	$0	$0	
Allocations IN-Debt	$18,424	$20,267	$1,843	
Interest Payments		$72,736	$72,736	

Funding Changes - Major Drivers

- **Revenue:** there is a transfer from the GF as prescribed by the Council in Resolution 2017-14
- **Transfers Out:** for the Partial Closure of Cells 3 & 4 and the Feasibility of a composting capability – Discussed as part of CMMP
- **Machinery & Equipment:** Purchase replacement loader (1996 with 28,346 hours)
- **Interest payment:** increase is due to the starting of the loan repayment

Ports

	FY2017 Budgeted	Proposed FY2018 Budget	Change in ($)	Change in (%)
Total Revenue	**$11,822,337**	**$7,511,432**	**($4,310,905)**	**-36.46%**
Intergovernmental	$464,476	$43,954	($420,522)	
Charges for Service	$6,940,452	$7,085,790	$145,338	
Non-Recurring	$4,417,409	$381,688	($4,035,721)	
Personnel Expense	**$1,909,984**	**$1,963,121**	**$53,137**	**2.78%**
	FY2017 Budgeted	**Proposed FY2018 Budget**	**Change in ($)**	**Change in (%)**
Non-personnel Operating Expense Total	**$1,845,173**	**$1,837,437**	**($7,736)**	**-0.42%**
Harbor Office	$215,563	$193,603	($21,960)	
UMC	$560,762	$634,756	$73,994	
Spit & LCD	$459,388	$396,474	($62,914)	
Port Security	$4,250	$5,000	$750	
CEM	$490,156	$459,947	($30,209)	
Bobby Storrs	$75,109	$74,242	($867)	
Vehicle and Equipment Maintenance	$22,000	$22,000	$0	
Facilities Maintenance	$17,945	$51,415	$33,470	
Transfers Out	$4,450,000	$0	($4,450,000)	
Machinery & Equipment	**$69,831**	**$40,500**	**($29,331)**	**-42.00%**
Other Expenses	**$275,696**	**$269,840**	**($5,856)**	**-2.12%**
Bad Debt	$0	$0	$0	
Allocations IN-Debt	$55,537	$61,091	$5,554	
Interest Payments	$217,149	$208,749	($8,400)	
Issuance Cost	$3,010			

Funding Changes - Major Drivers

- **UMC:** Insurance increases; electric cost increases
- **Facilities Maintenance:** UMC Warehouse repairs
- **Transfers out:** in FY17 primarily for the Light Cargo Dock

Airport

	FY2017 Budgeted	Proposed FY2018 Budget	Change in ($)	Change in (%)
Total Revenue	**$1,097,903**	**$919,077**	**($178,826)**	**-16.29%**
Intergovernmental	$4,720	$4,720	$0	
Charges for Service	$548,906	$547,700	($1,206)	
Non-Recurring	$544,277	$366,657	($177,620)	

Personnel Expense	**$216,207**	**$211,662**	**($4,545)**	**-2.10%**

	FY2017 Budgeted	Proposed FY2018 Budget	Change in ($)	Change in (%)
Non-Personnel Operating Expenses Total	**$562,256**	**$382,988**	**($179,268)**	**-31.88%**
Administration	$309,833	$290,853	($18,980)	
Facilities Maintenance	$252,423	$92,135	($160,288)	
Transfers Out	$0	$0	$0	

Other Expenses	**$4,152**	**$4,567**	**$415**	**10.00%**
Allocations IN-Debt	$4,152	$4,567	$415	10.00%

Housing

	FY2017 Budgeted	Proposed FY2018 Budget	Change in ($)	Change in (%)
Total Revenue	**$546,848**	**$540,334**	**($6,514)**	**-1.19%**
Intergovernmental	$4,678	$4,678	$0	
Charges for Service	$270,564	$270,564	$0	
Non-Recurring	$271,606	$265,092	($6,514)	

Personnel Expense	**$181,059**	**$175,722**	**($5,337)**	**-2.95%**

	FY2017 Budgeted	Proposed FY2018 Budget	Change in ($)	Change in (%)
Non-Personnel Operating Expenses Total	**$182,059**	**$180,150**	**($1,909)**	**-1.05%**
Housing Admin and Ops	$107,557	$100,648	($6,909)	
Facilities Maintenance	$74,502	$79,502	$5,000	

Other Expenses	**$2,064**	**$2,271**	**$207**	**10.03%**
Allocations IN-Debt	$2,064	$2,271	$207	

City of Unalaska
FY2018 General Fund Budget Summary
Draft as of 2/28/2017

	FY2015 Actual	FY2016 Actual	FY2017 Original Budget	FY2017 Revised Budget	FY2017 YTD	Proposed Budget	% Chg Original Budget
REVENUES							
Raw Seafood Tax	4,981,770	5,123,372	5,300,000	5,300,000	3,074,589	5,300,000	0.00%
AK Fisheries Business	3,639,448	4,099,315	3,900,000	3,900,000	4,018,888	3,900,000	0.00%
AK Fisheries Resource Landing	5,014,309	3,034,438	5,300,000	5,300,000	7,776,504	5,300,000	0.00%
Property Taxes	5,769,716	5,921,212	6,000,000	6,000,000	5,995,364	6,000,000	0.00%
Sales Tax	8,020,397	7,757,315	6,600,000	6,600,000	5,192,963	7,000,000	6.06%
Investment Earnings	635,840	1,307,140	700,000	700,000	100,131	1,300,000	85.71%
Other Revenues	9,604,525	4,689,704	4,767,134	4,767,134	2,121,784	4,191,160	(12.08%)
Total Revenues	37,666,006	31,932,495	32,567,134	32,567,134	28,280,222	32,991,160	1.30%
EXPENDITURES							
Mayor & Council	434,338	433,736	518,787	520,401	265,790	518,443	(0.07%)
City Administration	1,548,848	1,268,368	1,546,277	1,551,376	857,324	1,530,012	(1.05%)
City Clerk	450,619	448,749	503,812	507,812	321,248	516,165	2.45%
Finance	1,635,147	1,550,146	1,622,757	1,779,055	1,060,970	1,885,654	16.20%
Planning	509,108	435,740	685,338	692,362	246,879	706,891	3.14%
Public Safety	5,416,937	5,051,300	5,694,573	5,760,372	3,149,846	6,495,251	14.06%
Public Works	5,861,292	5,373,557	6,083,679	6,111,164	3,617,961	6,480,353	6.52%
Parks, Culture & Recreation	2,722,426	2,499,087	2,913,411	2,922,858	1,652,788	3,024,880	3.83%
Other Expenses	7,692,989	5,797,985	5,824,138	5,824,138	4,191,242	5,910,052	1.48%
Total Operating Expenditures	26,271,705	22,858,668	25,392,772	25,669,538	15,364,048	27,067,700	6.60%
Transfers To Capital Projects	(1,270,170)	3,403,582	541,405	541,405	541,405	793,000	46.47%
Transfers To Proprietary Capital	3,600,472	0	3,068,367	3,818,367	3,818,367	1,173,994	(61.74%)
	2,330,301	3,403,582	3,609,772	4,359,772	4,359,772	1,966,994	(45.51%)
General Fund Net	9,064,000	5,670,245	3,564,589	2,537,824	8,556,403	3,956,466	

	Personnel Expenses	Operating Expenses	Capital Expenses	Other Expenses	Proposed Budget	% of Fund
EXPENDITURES						
Mayor & Council	47,977	470,466	0	0	518,443	1.92%
City Administration	818,910	711,102	0	0	1,530,012	5.65%
City Clerk	408,970	107,195	0	0	516,165	1.91%
Finance	1,279,571	823,500	0	(217,417)	1,885,654	6.97%
Planning	515,291	191,600	0	0	706,891	2.61%
Public Safety	5,405,970	886,721	202,560	0	6,495,251	24.00%
Public Works	3,759,399	2,111,665	609,289	0	6,480,353	23.94%
Parks, Culture & Recreation	2,138,026	886,854	0	0	3,024,880	11.18%
Other Expenses	0	0	0	5,910,052	5,910,052	21.83%
Total Operating Expenditures	14,374,114	6,189,103	811,849	5,692,635	27,067,700	

City of Unalaska
FY2018 General Fund Budget Detail
Revenues
Draft as of 2/28/2017

		FY2015 Actual	FY2016 Actual	FY2017 Original Budget	FY2017 Revised Budget	FY2017 YTD	Proposed Budget	% Chg Original Budget
Taxes								
01010040 - 41110	Real Property Tax	3,862,354	4,085,050	4,200,000	4,200,000	4,197,641	4,200,000	0.00%
01010040 - 41120	Personal Property Tax	1,907,363	1,836,163	1,800,000	1,800,000	1,797,723	1,800,000	0.00%
01010040 - 41310	City Sales Tax	8,020,397	7,757,315	6,600,000	6,600,000	5,192,963	7,000,000	6.06%
01010040 - 41410	Raw Seafood Tax	4,981,770	5,123,372	5,300,000	5,300,000	3,074,589	5,300,000	0.00%
01010040 - 41911	Real Property Tax P&I	26,381	14,094	25,000	25,000	17,765	25,000	0.00%
01010040 - 41912	Personal Property Tax P&I	42,521	8,522	20,000	20,000	2,196	20,000	0.00%
01010040 - 41930	Gen Sales and Use Tax P&I	18,635	9,534	20,000	20,000	6,025	20,000	0.00%
01010040 - 41941	Raw Seafood Tax Penalty / Int	1,094	0	10,000	10,000	0	10,000	0.00%
Total Taxes		18,860,515	18,834,049	17,975,000	17,975,000	14,288,902	18,375,000	2.23%
01010041 - 42350	State Shared Revenue	321,609	303,810	202,417	202,417	199,453	202,417	0.00%
01010041 - 42351	Fisheries Business Tax	3,639,448	4,099,315	3,900,000	3,900,000	4,018,888	3,900,000	0.00%
01010041 - 42352	Fisheries Resource Land Tax	5,014,309	3,034,438	5,300,000	5,300,000	7,776,504	5,300,000	0.00%
01010041 - 42353	Motor Vehicle License Tax	58,794	82,773	60,000	60,000	20,642	60,000	0.00%
01010041 - 42354	Alcoholic Beverage Tax	2,500	16,700	17,000	17,000	0	17,000	0.00%
01010041 - 42355	PERS Nonemployer Contributions	0	382,679	0	0	0	318,531	0.00%
01010041 - 42359	Other State Revenue	3,074,091	99,926	318,532	318,532	0	0	(100.00%)
01010041 - 42390	State PILT	826,669	823,341	503,416	503,416	831,929	503,416	0.00%
01010141 - 42149	Misc Fed Operating Grant	0	2,565	0	0	0	0	0.00%
01011041 - 42151	DMV Commissions	60,196	55,456	60,000	60,000	34,852	60,000	0.00%
01011041 - 42155	Corrections Contract	784,012	431,207	481,355	481,355	324,007	481,355	0.00%
01011041 - 42157	Local Emergency Planning	13,913	14,343	14,343	14,343	8,272	14,343	0.00%
01011041 - 42199	Misc State Operating Grants PS	22,156	19,396	30,000	30,000	0	20,000	(33.33%)
01012041 - 42101	Fed FCC Universal Srv Grant O	42,276	40,085	39,874	39,874	31,899	39,874	0.00%
01012041 - 42170	AK Public Library Assistance	6,650	6,650	7,000	7,000	6,900	7,000	0.00%
01012041 - 42171	IMLS Library Grant	7,000	8,500	6,000	6,000	0	6,000	0.00%
01012041 - 42172	OWL Library Grant	24,294	35,074	35,074	35,074	27,099	35,074	0.00%
01012041 - 42199	Misc State Operating Grant PCR	2,409	1,248	3,700	3,700	998	3,700	0.00%
01013541 - 42152	Debt Reimbursements Grants	660,289	668,276	1,238,773	1,238,773	211,525	672,800	(45.69%)
Total Intergovernmental		14,560,616	10,125,782	12,217,484	12,217,484	13,492,969	11,641,510	(4.71%)
Charges for Services								
01010142 - 43130	Zoning and Subdivision Fees	3,490	700	3,000	3,000	2,050	3,000	0.00%
01010142 - 43140	Printing / Duplicating Service	11	0	0	0	0	0	0.00%
01010142 - 43190	Other and Late Fees	17,830	4,411	20,000	20,000	9,286	20,000	0.00%
01011042 - 43211	Impound Yard Storage Fees	250	120	250	250	0	250	0.00%
01011042 - 43212	Police Civil Service	1,000	750	1,000	1,000	500	1,000	0.00%
01011042 - 43250	Ambulance Service Fees	75,126	67,122	75,000	75,000	40,331	75,000	0.00%
01011042 - 43251	EMT Class Fees	6,000	0	500	500	0	500	0.00%
01011042 - 43260	Animal Control / Shelter Fees	510	850	600	600	520	600	0.00%
01012042 - 43710	Facility Passes	139,790	123,502	114,500	114,500	68,650	114,500	0.00%
01012042 - 43720	Program Fees	47,805	59,325	75,000	75,000	39,814	75,000	0.00%
01012042 - 43730	Concessions	0	0	3,000	3,000	0	3,000	0.00%
01012042 - 43740	Facility Rental Fees	7,648	3,691	6,000	6,000	4,442	6,000	0.00%
01012042 - 43750	Equipment Rental Fees	749	717	500	500	360	500	0.00%
01012042 - 43760	Other PCR Fees	6,360	3,782	4,000	4,000	1,739	4,000	0.00%
01012042 - 43770	Library Fees	12,399	10,156	11,700	11,700	3,329	11,700	0.00%
01012042 - 43771	Passport Fees (libry)	2,900	3,225	4,000	4,000	995	4,000	0.00%
01012042 - 43772	Library Postage Fee	180	714	300	300	69	300	0.00%
Total Charges for Services		322,047	279,066	319,350	319,350	172,085	319,350	0.00%
Investment Income								
01010043 - 47110	Interest Revenue	871,070	971,866	700,000	700,000	864,375	1,300,000	85.71%
01010043 - 47115	Interest Income-bonds	15	0	0	0	0	0	0.00%
01010043 - 47120	Incr (Decr) FMV Investments	(235,230)	335,273	0	0	(764,245)	0	0.00%
Total Investment Income		635,855	1,307,140	700,000	700,000	100,131	1,300,000	85.71%

City of Unalaska
FY2018 General Fund Budget Detail
Revenues
Draft as of 2/28/2017

		FY2015 Actual	FY2016 Actual	FY2017 Original Budget	FY2017 Revised Budget	FY2017 YTD	Proposed Budget	% Chg Original Budget
Other								
01010047 - 45110	Business Licenses and Permits	12,407	11,538	12,000	12,000	10,075	12,000	0.00%
01010047 - 45210	Building Permits	4,650	3,750	5,000	5,000	3,375	5,000	0.00%
01010047 - 45220	Taxi Permits	2,200	2,220	2,500	2,500	1,655	2,500	0.00%
01010047 - 45230	Animal Licenses	235	240	300	300	335	300	0.00%
01010047 - 46210	Forfeits	2,239	192	1,500	1,500	5,516	1,500	0.00%
01010047 - 47210	Tideland Rent	103,957	139,832	104,000	104,000	176,865	104,000	0.00%
01010047 - 47220	Land Rent	19,815	19,815	20,000	20,000	18,815	20,000	0.00%
01012047 - 43780	Other PCR Revenue	0	0	0	0	4,000	0	0.00%
01012047 - 47400	Contrb & Donate / Prv Sources	625	0	0	0	0	0	0.00%
Total Other		146,128	177,587	145,300	145,300	220,636	145,300	0.00%
01010048 - 49210	Sale of Fixed Assets	11,078	8,871	10,000	10,000	5,500	10,000	0.00%
01010048 - 49410	Other	1,929,767	0	0	0	0	0	0.00%
01019848 - 49110	Transfers From Spec Rev Fnd	1,200,000	1,200,000	1,200,000	1,200,000	0	1,200,000	0.00%
01019848 - 49150	Transfers from Prop Cap Assets	0	0	0	0	0	0	0.00%
Total Other Financing Sources		3,140,846	1,208,871	1,210,000	1,210,000	5,500	1,210,000	0.00%
Total General Fund Revenues		37,666,006	31,932,495	32,567,134	32,567,134	28,280,222	32,991,160	1.30%

City of Unalaska
FY2018 General Fund Budget Detail
Expenditures
Draft as of 2/28/2017

Mayor & Council		FY2015 Actual	FY2016 Actual	FY2017 Original Budget	FY2017 Revised Budget	FY2017 YTD	Proposed Budget	% Chg Original Budget
Council								
01020151 - 51100	Salaries and Wages	36,525	36,650	44,400	44,400	24,975	44,400	0.00%
01020151 - 52200	FICA & Medicare Emplr Match	2,795	2,804	3,397	3,397	1,911	3,403	0.20%
01020151 - 52300	PERS Employer Contribution	6,818	2,331	2,196	2,196	770	0	(100.00%)
01020151 - 52500	Workers Compensation	107	117	158	158	83	174	10.00%
Total Personnel Expenses		46,245	41,903	50,151	50,151	27,739	47,977	(4.34%)
01020152 - 53260	Training Services	1,215	1,075	6,000	6,000	0	6,000	0.00%
01020152 - 53300	Other Professional Svs	191,703	155,855	159,000	159,000	96,764	159,000	0.00%
01020152 - 54230	Custodial Services/Supplies	0	423	0	0	0	0	0.00%
01020152 - 55310	Telephone / Fax/ TV	1,108	1,872	1,000	1,379	793	2,080	108.00%
01020152 - 55901	Advertising	644	16	0	0	0	0	0.00%
01020152 - 55902	Printing and Binding	727	1,100	0	0	735	750	0.00%
01020152 - 55903	Travel and Related Costs	53,671	72,347	88,951	71,051	34,312	88,951	0.00%
01020152 - 55906	Membership Dues	8,863	8,803	11,955	11,955	9,577	11,955	0.00%
01020152 - 55999	Other	857	248	1,500	1,500	0	1,500	0.00%
01020152 - 56100	General Supplies	32,933	38,656	37,500	38,735	38,638	37,500	0.00%
01020152 - 56120	Office Supplies	58	196	250	250	32	250	0.00%
01020152 - 56310	Food/Bev/Related for Programs	0	0	1,400	1,400	0	1,400	0.00%
01020152 - 56320	Business Meals	8,563	11,760	20,510	20,510	1,708	20,510	0.00%
01020152 - 56330	Food/Bev/Related Emp Apprctn	1,353	1,234	910	910	435	910	0.00%
01020152 - 56400	Books and Periodicals	139	0	384	384	353	384	0.00%
01020152 - 58498	Council Sponsorships Contngncy	18,510	18,249	20,000	60,000	18,029	20,000	0.00%
01020152 - 58499	Council Sponsorships - Planned	67,751	80,000	119,276	97,176	36,676	119,276	0.00%
Total Operating Expenses		388,094	391,834	468,636	470,250	238,052	470,466	0.39%
Total Council		434,338	433,736	518,787	520,401	265,790	518,443	(0.07%)

City of Unalaska
FY2018 General Fund Budget Detail
Expenditures
Draft as of 2/28/2017

City Administration		FY2015 Actual	FY2016 Actual	FY2017 Original Budget	FY2017 Revised Budget	FY2017 YTD	Proposed Budget	% Chg Original Budget
City Manager's Office								
01020251 - 51100	Salaries and Wages	198,176	141,414	159,689	159,689	120,708	162,444	1.70%
01020251 - 51200	Temporary Employees	28,140	37,770	0	0	0	0	0.00%
01020251 - 51300	Overtime	998	1,573	1,000	1,000	497	1,000	0.00%
01020251 - 52100	Health Insurance Benefit	23,404	40,176	48,422	48,422	29,459	49,745	2.70%
01020251 - 52200	FICA & Medicare Emplr Match	15,671	14,150	10,535	10,535	7,594	11,003	4.40%
01020251 - 52300	PERS Employer Contribution	110,923	39,552	42,004	42,004	26,665	42,723	1.70%
01020251 - 52400	Unemployment Insurance	459	482	397	397	239	398	0.30%
01020251 - 52500	Workers Compensation	644	542	563	563	394	620	10.00%
Total Personnel Expenses		378,415	275,658	262,610	262,610	185,555	267,933	2.03%
01020252 - 53260	Training Services	550	975	975	975	525	2,430	149.20%
01020252 - 53300	Other Professional Svs	0	6,627	20,000	20,000	0	20,000	0.00%
01020252 - 54230	Custodial Services/Supplies	37,734	33,143	39,700	39,700	19,589	42,500	7.10%
01020252 - 54300	Repair/Maintenance Services	1,055	1,625	1,500	1,500	1,152	1,500	0.00%
01020252 - 54420	Equipment Rental	86	0	0	0	0	0	0.00%
01020252 - 55310	Telephone/Fax/TV	2,471	1,491	1,000	1,201	408	1,000	0.00%
01020252 - 55330	Radio	0	0	30,000	30,000	20,321	0	(100.00%)
01020252 - 55901	Advertising	1,695	1,835	1,850	1,850	1,835	1,850	0.00%
01020252 - 55902	Printing and Binding	116	128	1,300	1,300	0	500	(61.50%)
01020252 - 55903	Travel and Related Costs	27,237	27,954	33,300	33,300	16,227	37,225	11.80%
01020252 - 55905	Postal Services	1,000	960	1,200	1,200	800	1,200	0.00%
01020252 - 55906	Membership Dues	500	540	250	250	0	1,526	510.40%
01020252 - 55908	Employee Moving Costs	533	1,544	0	0	0	0	0.00%
01020252 - 56100	General Supplies	6,210	2,405	9,000	9,000	1,188	9,000	0.00%
01020252 - 56120	Office Supplies	1,505	2,023	3,000	3,000	1,041	3,000	0.00%
01020252 - 56260	Gasoline for Vehicles	1,684	1,456	1,320	1,320	360	1,320	0.00%
01020252 - 56320	Business Meals	1,944	2,882	2,800	2,800	933	2,800	0.00%
01020252 - 56330	Food/Bev/Related Emp Apprctn	5,862	8,531	9,405	9,405	6,782	10,580	12.50%
01020252 - 56400	Books and Periodicals	1,248	460	1,085	1,085	675	825	(24.00%)
Total Operating Expenses		91,428	94,580	157,685	157,886	71,835	137,256	(12.96%)
Total City Manager's Office		469,843	370,238	420,295	420,496	257,390	405,189	(3.59%)

City of Unalaska
FY2018 General Fund Budget Detail
Expenditures
Draft as of 2/28/2017

City Administration		FY2015 Actual	FY2016 Actual	FY2017 Original Budget	FY2017 Revised Budget	FY2017 YTD	Proposed Budget	% Chg Original Budget
Natural Resources								
01020451 - 51100	Salaries and Wages	111,833	32,568	0	0	0	0	0.00%
01020451 - 52100	Health Insurance Benefit	14,622	6,740	0	0	0	0	0.00%
01020451 - 52200	FICA/Medicare Employer Match	8,555	2,491	0	0	0	0	0.00%
01020451 - 52300	PERS Employer Benefit	70,693	7,221	0	0	0	0	0.00%
01020451 - 52400	Unemployment Ins Benefit	387	0	0	0	0	0	0.00%
01020451 - 52500	Workers Compensation	311	93	0	0	0	0	0.00%
Total Personnel Expenses		206,403	49,113	0	0	0	0	0.00%
01020452 - 54300	Repair/Maintenance Services	0	500	0	0	0	0	0.00%
01020452 - 55310	Telephone / Fax / TV	817	196	0	0	0	0	0.00%
01020452 - 55903	Travel and Related Costs	15,844	2,451	0	0	0	0	0.00%
01020452 - 55906	Membership Dues	650	650	0	0	0	0	0.00%
01020452 - 56120	Office Supplies	809	767	0	0	0	0	0.00%
01020452 - 56400	Books and Periodicals	349	0	0	0	0	0	0.00%
Total Operating Expenses		18,469	4,563	0	0	0	0	0.00%
Total Natural Resources		224,872	53,676	0	0	0	0	0.00%

City of Unalaska
FY2018 General Fund Budget Detail
Expenditures
Draft as of 2/28/2017

City Administration		FY2015 Actual	FY2016 Actual	FY2017 Original Budget	FY2017 Revised Budget	FY2017 YTD	Proposed Budget	% Chg Original Budget
Administration								
01020351 - 51100	Salaries and Wages	258,105	270,672	312,077	312,077	187,686	321,449	3.00%
01020351 - 51300	Overtime	100	224	391	391	0	391	0.00%
01020351 - 52100	Health Insurance Benefit	48,098	87,056	114,998	114,998	64,496	118,132	2.70%
01020351 - 52200	FICA & Medicare Emplr Match	19,844	20,761	23,441	23,441	14,178	24,410	4.10%
01020351 - 52300	PERS Employer Contribution	171,701	73,487	81,501	81,501	40,954	83,892	2.90%
01020351 - 52400	Unemployment Insurance	1,307	1,325	1,508	1,508	687	1,503	(0.30%)
01020351 - 52500	Workers Compensation	737	832	1,091	1,091	609	1,200	10.00%
Total Personnel Expenses		499,892	454,357	535,007	535,007	308,610	550,977	2.99%
01020352 - 53230	Legal Services	33,677	42,062	50,000	50,000	19,416	50,000	0.00%
01020352 - 53240	Engineering/Architectural Svs	0	0	0	0	0	30,000	0.00%
01020352 - 53260	Training Services	5,710	5,524	27,000	27,000	10,907	24,850	(8.00%)
01020352 - 53264	Education Reimbursement	0	1,976	2,000	2,000	0	2,000	0.00%
01020352 - 53300	Other Professional Svs	19,031	32,157	65,000	65,000	13,956	35,900	(44.80%)
01020352 - 53410	Software / Hardware Support	0	5,808	0	0	0	0	0.00%
01020352 - 54110	Water / Sewerage	1,100	1,116	1,200	1,200	804	1,300	8.30%
01020352 - 54210	Solid Waste	3,505	3,695	4,000	4,000	2,220	4,000	0.00%
01020352 - 54410	Buildings / Land Rental	128	0	0	0	0	0	0.00%
01020352 - 54420	Equipment Rental	66	0	0	0	0	0	0.00%
01020352 - 55200	General Insurance	153,315	190,724	277,465	277,465	174,080	269,386	(2.90%)
01020352 - 55310	Telephone/Fax/TV	26,469	26,996	40,000	43,855	16,976	35,000	(12.50%)
01020352 - 55901	Advertising	8,906	4,000	1,000	1,000	0	1,000	0.00%
01020352 - 55903	Travel and Related Costs	16,711	13,902	21,500	22,543	10,687	21,000	(2.30%)
01020352 - 55905	Postal Services	1,200	1,200	1,260	1,260	840	1,260	0.00%
01020352 - 55906	Membership Dues	560	270	2,350	2,350	3,019	3,150	34.00%
01020352 - 55999	Other	0	0	0	0	0	1,500	0.00%
01020352 - 56100	General Supplies	314	41	200	200	40	500	150.00%
01020352 - 56120	Office Supplies	1,563	3,760	7,000	7,000	1,389	7,000	0.00%
01020352 - 56150	Computer Hardware / Software	0	1,690	0	0	0	0	0.00%
01020352 - 56220	Electricity	53,569	38,777	55,000	55,000	26,090	50,000	(9.10%)
01020352 - 56240	Heating Oil	23,303	13,176	31,000	31,000	8,432	30,000	(3.20%)
01020352 - 56260	Gasoline for Vehicles	1,041	753	1,500	1,500	567	1,500	0.00%
01020352 - 56320	Business Meals	371	424	1,000	1,000	164	1,000	0.00%
01020352 - 56330	Food/Bev/Related Emp Apprctn	3,703	2,043	2,000	2,000	1,338	3,000	50.00%
01020352 - 56400	Books and Periodicals	0	0	500	500	400	500	0.00%
Total Operating Expenses		354,242	390,096	590,975	595,873	291,323	573,846	(2.90%)
Total Administration		854,134	844,453	1,125,982	1,130,880	599,934	1,124,823	(0.10%)

City of Unalaska
FY2018 General Fund Budget Detail
Expenditures
Draft as of 2/28/2017

City Clerk		FY2015 Actual	FY2016 Actual	FY2017 Original Budget	FY2017 Revised Budget	FY2017 YTD	Proposed Budget	% Chg Original Budget
Clerks								
01020551 - 51100	Salaries and Wages	187,461	217,124	229,821	229,821	162,824	234,402	2.00%
01020551 - 51200	Temporary Employees	8,746	0	0	0	0	0	0.00%
01020551 - 51300	Overtime	0	36	1,000	1,000	0	1,000	0.00%
01020551 - 52100	Health Insurance Benefit	38,486	77,018	90,792	90,792	52,589	93,276	2.70%
01020551 - 52200	FICA & Medicare Emplr Match	15,004	16,607	17,658	17,658	12,454	18,012	2.00%
01020551 - 52300	PERS Employer Contribution	127,437	60,237	58,376	58,376	32,600	60,229	3.20%
01020551 - 52400	Unemployment Insurance	1,273	1,194	1,191	1,191	569	1,194	0.30%
01020551 - 52500	Workers Compensation	584	672	779	779	487	857	10.00%
Total Personnel Expenses		378,991	372,889	399,617	399,617	261,523	408,970	2.34%
01020552 - 53100	Official / Administrative	835	835	1,000	1,000	1,676	1,000	0.00%
01020552 - 53210	Audit and Accounting	0	426	0	0	0	0	0.00%
01020552 - 53230	Legal Services	6,592	8,324	6,000	6,000	6,784	6,000	0.00%
01020552 - 53250	Assessment Services	34,142	22,145	30,000	34,000	14,091	41,000	36.70%
01020552 - 53260	Training Services	475	2,150	3,200	3,200	950	3,200	0.00%
01020552 - 53264	Education Reimbursement	0	0	3,000	3,000	0	0	(100.00%)
01020552 - 53300	Other Professional Svs	5,369	11,501	24,880	24,880	12,665	25,000	0.50%
01020552 - 54300	Repair/Maintenance Services	0	6,881	4,000	4,000	2,763	4,000	0.00%
01020552 - 54410	Buildings / Land Rental	506	422	100	100	205	250	150.00%
01020552 - 54420	Equipment Rental	379	2,278	1,000	1,000	1,519	2,250	125.00%
01020552 - 55310	Telephone / Fax / TV	1,112	961	1,000	1,000	811	1,500	50.00%
01020552 - 55901	Advertising	3,198	2,496	4,000	4,000	4,393	4,000	0.00%
01020552 - 55902	Printing and Binding	1,428	1,203	1,500	1,500	2,406	1,500	0.00%
01020552 - 55903	Travel and Related Costs	4,533	3,590	12,500	12,500	4,798	7,000	(44.00%)
01020552 - 55905	Postal Services	3,765	3,500	1,800	1,800	1,200	1,800	0.00%
01020552 - 55906	Membership Dues	685	605	910	910	540	925	1.60%
01020552 - 55999	Other	102	280	500	500	40	400	(20.00%)
01020552 - 56100	General Supplies	495	667	200	200	0	200	0.00%
01020552 - 56120	Office Supplies	6,760	4,690	5,955	5,955	3,890	5,920	(0.60%)
01020552 - 56150	Computer Hardware / Software	0	2,200	1,600	1,600	0	0	(100.00%)
01020552 - 56320	Business Meals	63	0	500	500	591	500	0.00%
01020552 - 56330	Food/Bev/Related Emp Apprctn	1,191	321	300	300	380	500	66.70%
01020552 - 56400	Books and Periodicals	0	25	0	0	25	0	0.00%
01020552 - 59100	Interest Expense	0	361	250	250	0	250	0.00%
Total Operating Expenses		71,628	75,860	104,195	108,195	59,725	107,195	2.88%
Total Clerks		450,619	448,749	503,812	507,812	321,248	516,165	2.45%

City of Unalaska
FY2018 General Fund Budget Detail
Expenditures
Draft as of 2/28/2017

Finance		FY2015 Actual	FY2016 Actual	FY2017 Original Budget	FY2017 Revised Budget	FY2017 YTD	Proposed Budget	% Chg Original Budget
Finance								
01020651 - 51100	Salaries and Wages	440,467	470,771	472,526	472,526	258,549	519,352	9.90%
01020651 - 51200	Temporary Employees	7,061	12,338	17,117	17,117	7,354	17,519	2.30%
01020651 - 51300	Overtime	88	313	338	338	1,323	325	(3.80%)
01020651 - 52100	Health Insurance Benefit	94,782	159,667	197,592	197,592	94,958	202,978	2.70%
01020651 - 52200	FICA & Medicare Emplr Match	34,301	36,995	37,467	37,467	20,407	39,731	6.00%
01020651 - 52300	PERS Employer Contribution	290,785	118,772	123,559	123,559	54,127	135,811	9.90%
01020651 - 52400	Unemployment Insurance	2,658	2,849	2,757	2,757	1,793	2,750	(0.30%)
01020651 - 52500	Workers Compensation	1,298	1,372	1,712	1,712	855	1,883	10.00%
Total Personnel Expenses		871,440	803,077	853,068	853,068	439,366	920,349	7.89%
01020652 - 53210	Audit and Accounting	102,030	97,240	95,000	95,000	77,022	98,800	4.00%
01020652 - 53220	Investment Management Svcs	131,358	138,458	130,200	165,000	94,711	175,000	34.40%
01020652 - 53230	Legal Services	0	0	250	250	0	250	0.00%
01020652 - 53260	Training Services	4,044	159	5,000	5,000	1,150	5,000	0.00%
01020652 - 53264	Education Reimbursement	0	549	1,000	3,500	0	7,000	600.00%
01020652 - 53300	Other Professional Svs	628	41,131	2,000	108,336	96,382	5,000	150.00%
01020652 - 54110	Water / Sewerage	0	134	0	0	322	0	0.00%
01020652 - 54210	Solid Waste	0	24	0	0	56	0	0.00%
01020652 - 54230	Custodial Services/Supplies	0	0	100	100	0	100	0.00%
01020652 - 54300	Repair/Maintenance Services	6,137	640	6,000	6,000	4,170	6,000	0.00%
01020652 - 54420	Equipment Rental	379	0	500	500	0	500	0.00%
01020652 - 55310	Telephone/Fax/TV	2,612	1,770	2,000	2,000	893	2,000	0.00%
01020652 - 55901	Advertising	0	60	0	0	120	500	0.00%
01020652 - 55902	Printing and Binding	0	0	0	0	128	500	0.00%
01020652 - 55903	Travel and Related Costs	11,905	11,886	17,000	25,540	13,781	19,500	14.70%
01020652 - 55904	Banking / Credit Card Fees	20,935	27,495	20,000	20,000	21,633	30,900	54.50%
01020652 - 55905	Postal Services	4,283	4,287	7,380	7,380	5,250	8,800	19.20%
01020652 - 55906	Membership Dues	255	314	1,000	1,000	685	1,500	50.00%
01020652 - 55908	Employee Moving Costs	0	0	0	4,000	1,221	5,000	0.00%
01020652 - 55911	Recruitment Costs	0	0	0	0	0	10,000	0.00%
01020652 - 55999	Other	0	538	0	0	0	0	0.00%
01020652 - 56100	General Supplies	1,708	1,232	2,500	2,500	1,231	2,500	0.00%
01020652 - 56120	Office Supplies	15,466	15,516	16,000	16,000	8,351	16,000	0.00%
01020652 - 56220	Electricity	0	58	0	0	96	0	0.00%
01020652 - 56260	Gasoline for Vehicles	235	314	300	300	358	600	100.00%
01020652 - 56320	Business Meals	30	0	400	400	982	400	0.00%
01020652 - 56330	Food/Bev/Related Emp Apprctn	3,381	2,988	3,800	3,800	2,893	3,800	0.00%
01020652 - 56400	Books and Periodicals	898	659	700	700	561	700	0.00%
Total Operating Expenses		306,283	345,451	311,130	467,306	331,994	400,350	28.68%
01020653 - 57400	Machinery and Equipment	0	18,149	0	0	0	0	0.00%
Total Capital Outlay		0	18,149	0	0	0	0	0.00%
01020654 - 58920	Allocations OUT-Credit	(247,787)	(252,412)	(246,741)	(246,741)	(164,494)	(217,417)	(11.90%)
Total Other Expenses		(247,787)	(252,412)	(246,741)	(246,741)	(164,494)	(217,417)	(11.88%)
Total Finance		929,936	914,265	917,457	1,073,633	606,866	1,103,282	20.25%

City of Unalaska
FY2018 General Fund Budget Detail
Expenditures
Draft as of 2/28/2017

Finance		FY2015 Actual	FY2016 Actual	FY2017 Original Budget	FY2017 Revised Budget	FY2017 YTD	Proposed Budget	% Chg Original Budget
Information Systems								
01020751 - 51100	Salaries and Wages	190,574	185,895	199,331	199,331	127,132	212,007	6.40%
01020751 - 51300	Overtime	769	429	3,850	3,850	0	3,850	0.00%
01020751 - 52100	Health Insurance Benefit	32,397	57,939	69,909	69,909	39,350	71,814	2.70%
01020751 - 52200	FICA & Medicare Emplr Match	14,631	14,248	15,544	15,544	9,724	16,495	6.10%
01020751 - 52300	PERS Employer Contribution	119,182	51,728	51,634	51,634	26,751	53,387	3.40%
01020751 - 52400	Unemployment Insurance	990	915	919	919	389	913	(0.70%)
01020751 - 52500	Workers Compensation	524	580	687	687	396	756	10.00%
Total Personnel Expenses		359,067	311,734	341,874	341,874	203,741	359,222	5.07%
01020752 - 53260	Training Services	2,265	5,189	8,000	8,000	850	8,000	0.00%
01020752 - 53300	Other Professional Svs	28,651	8,260	5,000	5,000	600	11,000	120.00%
01020752 - 53410	Software / Hardware Support	149,944	161,038	185,224	185,224	132,164	190,832	3.00%
01020752 - 55310	Telephone/Fax/TV	2,077	2,165	2,052	2,052	1,097	2,040	(0.60%)
01020752 - 55320	Network / Internet	46,723	58,782	60,750	60,750	36,040	76,750	26.30%
01020752 - 55903	Travel and Related Costs	8,771	9,012	15,000	15,000	(1,976)	15,000	0.00%
01020752 - 56100	General Supplies	9,159	1,451	3,000	3,000	973	2,000	(33.30%)
01020752 - 56150	Computer Hardware / Software	97,954	77,875	82,900	83,022	80,432	116,528	40.60%
01020752 - 56260	Gasoline for Vehicles	458	184	1,000	1,000	182	1,000	0.00%
01020752 - 56320	Business Meals	136	191	300	300	0	0	(100.00%)
01020752 - 56330	Food/Bev/Related Emp Apprctn	5	0	100	100	0	0	(100.00%)
01020752 - 56400	Books and Periodicals	0	0	100	100	0	0	(100.00%)
Total Operating Expenses		346,144	324,147	363,426	363,548	250,362	423,150	16.43%
Total Information Systems		705,211	635,881	705,300	705,422	454,103	782,372	10.93%

City of Unalaska
FY2018 General Fund Budget Detail
Expenditures
Draft as of 2/28/2017

Planning		FY2015 Actual	FY2016 Actual	FY2017 Original Budget	FY2017 Revised Budget	FY2017 YTD	Proposed Budget	% Chg Original Budget
Planning								
01020851 - 51100	Salaries and Wages	202,056	166,948	277,266	276,766	131,924	289,443	4.40%
01020851 - 51200	Temporary Employees	0	6,260	0	0	0	0	0.00%
01020851 - 51300	Overtime	49	0	0	500	0	775	0.00%
01020851 - 52100	Health Insurance Benefit	43,867	61,050	121,056	121,056	46,942	124,368	2.70%
01020851 - 52200	FICA & Medicare Emplr Match	15,501	13,301	21,211	21,211	10,132	22,204	4.70%
01020851 - 52300	PERS Employer Contribution	137,252	46,388	71,120	71,120	23,369	75,865	6.70%
01020851 - 52400	Unemployment Insurance	1,073	894	1,586	1,586	729	1,592	0.40%
01020851 - 52500	Workers Compensation	603	537	949	949	381	1,044	10.00%
Total Personnel Expenses		400,403	295,377	493,188	493,188	213,476	515,291	4.48%
01020852 - 53230	Legal Services	7,486	5,324	4,000	4,000	930	4,000	0.00%
01020852 - 53240	Engineering/Architectural Svs	6,380	58,946	80,000	80,000	0	80,000	0.00%
01020852 - 53260	Training Services	1,835	2,650	3,000	3,000	1,988	5,000	66.70%
01020852 - 53264	Education Reimbursement	0	0	0	0	0	4,000	0.00%
01020852 - 53300	Other Professional Svs	539	736	1,000	1,000	895	2,000	100.00%
01020852 - 53430	Survey Services	3,500	0	35,000	35,000	4,000	27,000	(22.90%)
01020852 - 53490	Other Technical Services	69,300	27,976	15,000	22,024	2,483	15,000	0.00%
01020852 - 54300	Repair/Maintenance Services	561	0	1,300	1,300	879	1,000	(23.10%)
01020852 - 54410	Buildings/Land Rental	0	0	200	200	0	0	(100.00%)
01020852 - 54420	Equipment Rental	37	0	50	50	0	0	(100.00%)
01020852 - 55310	Telephone / Fax/TV	1,866	1,756	2,000	2,000	830	2,000	0.00%
01020852 - 55901	Advertising	0	100	0	0	1,328	1,000	0.00%
01020852 - 55903	Travel and Related Costs	8,022	23,871	30,000	30,000	13,292	30,000	0.00%
01020852 - 55905	Postal Services	500	500	500	500	0	500	0.00%
01020852 - 55906	Membership Dues	958	2,501	2,500	2,500	395	2,500	0.00%
01020852 - 55908	Employee Moving Costs	0	5,549	5,000	5,000	1,423	5,000	0.00%
01020852 - 56100	General Supplies	402	399	1,000	1,000	590	1,000	0.00%
01020852 - 56120	Office Supplies	4,154	4,535	5,000	5,000	942	5,000	0.00%
01020852 - 56150	Computer Hardware / Software	0	2,495	3,000	3,000	1,734	3,000	0.00%
01020852 - 56260	Gasoline for Vehicles	975	793	1,000	1,000	545	1,000	0.00%
01020852 - 56320	Business Meals	725	1,186	1,500	1,500	498	1,500	0.00%
01020852 - 56330	Food/Bev/Related Emp Apprctn	1,095	729	800	800	651	800	0.00%
01020852 - 56400	Books and Periodicals	371	317	300	300	0	300	0.00%
Total Operating Expenses		108,706	140,363	192,150	199,174	33,403	191,600	(0.29%)
Total Planning		509,108	435,740	685,338	692,362	246,879	706,891	3.14%

City of Unalaska
FY2018 General Fund Budget Detail
Expenditures
Draft as of 2/28/2017

Public Safety		FY2015 Actual	FY2016 Actual	FY2017 Original Budget	FY2017 Revised Budget	FY2017 YTD	Proposed Budget	% Chg Original Budget
Police and Admin								
01021151 - 51100	Salaries and Wages	1,244,797	1,243,601	1,429,867	1,429,867	826,866	1,672,907	17.00%
01021151 - 51200	Temporary Employees	0	0	0	0	7,200	7,500	0.00%
01021151 - 51300	Overtime	173,294	122,847	117,600	117,600	142,394	193,830	64.80%
01021151 - 52100	Health Insurance Benefit	223,159	389,892	497,124	497,124	253,863	572,091	15.10%
01021151 - 52200	FICA & Medicare Emplr Match	107,862	104,168	115,107	115,107	73,081	140,282	21.90%
01021151 - 52300	PERS Employer Contribution	912,033	366,632	387,973	387,973	202,882	455,819	17.50%
01021151 - 52400	Unemployment Insurance	6,027	6,607	6,522	6,522	3,012	7,486	14.80%
01021151 - 52500	Workers Compensation	25,412	26,720	32,585	32,585	20,595	45,844	40.70%
Total Personnel Expenses		2,692,585	2,260,469	2,586,778	2,586,778	1,529,893	3,095,759	19.68%
01021152 - 53230	Legal Services	1,707	1,657	4,000	4,000	2,135	4,000	0.00%
01021152 - 53260	Training Services	9,487	14,371	21,000	21,000	5,922	41,500	97.60%
01021152 - 53264	Education Reimbursement	5,000	8,000	10,000	10,000	4,000	8,000	(20.00%)
01021152 - 53300	Other Professional Svs	10,753	28,001	19,000	49,000	46,307	18,000	(5.30%)
01021152 - 53410	Software / Hardware Support	6,099	2,407	4,000	4,000	3,630	4,000	0.00%
01021152 - 54110	Water / Sewerage	1,963	2,326	1,900	1,900	1,501	1,900	0.00%
01021152 - 54210	Solid Waste	1,658	3,170	3,500	3,500	1,809	3,500	0.00%
01021152 - 54230	Custodial Services/Supplies	14,546	12,065	15,700	15,700	7,275	15,500	(1.30%)
01021152 - 54300	Repair/Maintenance Services	11,331	3,108	8,000	8,000	5,258	5,000	(37.50%)
01021152 - 54410	Buildings / Land Rental	2,762	811	1,500	1,500	102	1,050	(30.00%)
01021152 - 55310	Telephone / Fax/TV	19,782	17,988	22,000	23,468	8,718	20,000	(9.10%)
01021152 - 55320	Network / Internet	2,456	2,609	3,000	3,391	1,596	3,500	16.70%
01021152 - 55330	Radio	7,557	20,285	12,000	12,000	1,189	14,500	20.80%
01021152 - 55901	Advertising	530	405	1,000	1,000	625	750	(25.00%)
01021152 - 55902	Printing and Binding	99	1,312	1,500	1,500	423	1,250	(16.70%)
01021152 - 55903	Travel and Related Costs	28,079	33,878	31,000	31,449	28,235	44,750	44.40%
01021152 - 55904	Banking / Credit Card Fees	2,836	3,218	3,600	3,600	2,198	3,600	0.00%
01021152 - 55905	Postal Services	1,512	2,865	3,000	3,000	2,375	3,000	0.00%
01021152 - 55906	Membership Dues	1,590	1,370	1,950	1,950	1,269	1,820	(6.70%)
01021152 - 55907	Permit Fees	0	25	50	50	0	50	0.00%
01021152 - 55908	Employee Moving Costs	19,417	3,714	10,000	10,000	0	30,000	200.00%
01021152 - 55909	Investigations	7,040	12,330	13,000	13,000	12,775	15,000	15.40%
01021152 - 55910	Impound Fees Exp	3,903	4,300	3,000	3,000	4,200	5,000	66.70%
01021152 - 55911	Recruitment Costs	0	0	0	0	5,766	22,000	0.00%
01021152 - 56100	General Supplies	39,070	57,933	40,500	41,264	18,222	39,500	(2.50%)
01021152 - 56106	Disaster Supplies	2,563	1,292	3,000	3,000	0	3,000	0.00%
01021152 - 56120	Office Supplies	10,493	8,618	10,000	10,000	5,662	8,000	(20.00%)
01021152 - 56150	Computer Hardware / Software	2,054	3,893	7,000	7,000	1,267	5,000	(28.60%)
01021152 - 56160	Uniforms	12,344	14,057	11,500	11,500	3,696	15,500	34.80%
01021152 - 56220	Electricity	47,158	32,210	40,000	40,000	21,993	35,000	(12.50%)
01021152 - 56230	Propane	0	0	100	100	0	0	(100.00%)
01021152 - 56240	Heating Oil	24,578	15,966	30,000	30,000	11,174	25,000	(16.70%)
01021152 - 56260	Gasoline for Vehicles	16,219	12,489	20,000	20,000	8,073	20,000	0.00%
01021152 - 56310	Food/Bev/Related for Programs	368	1,290	500	500	328	500	0.00%
01021152 - 56320	Business Meals	446	133	300	300	139	500	66.70%
01021152 - 56330	Food/Bev/Related Emp Apprctn	1,683	4,623	4,000	4,000	2,157	4,000	0.00%
01021152 - 56400	Books and Periodicals	240	231	1,600	1,600	0	500	(68.80%)
01021152 - 56450	Grants (Supplies)	27,625	22,998	14,343	44,343	4,313	13,755	(4.10%)
01021152 - 56460	State Seizure Funds	0	0	91,771	91,771	0	91,771	0.00%
01021152 - 57400	Machinery and Equipment	0	1,940	0	0	0	0	0.00%
Total Operating Expenses		344,948	357,888	468,314	531,385	224,333	529,696	13.11%
01021153 - 57400	Machinery and Equipment	0	186,490	239,061	239,311	59,259	149,850	(37.30%)

City of Unalaska
FY2018 General Fund Budget Detail
Expenditures
Draft as of 2/28/2017

Public Safety	FY2015 Actual	FY2016 Actual	FY2017 Original Budget	FY2017 Revised Budget	FY2017 YTD	Proposed Budget	% Chg Original Budget
Total Capital Outlay	0	186,490	239,061	239,311	59,259	149,850	(37.32%)
Total Police and Admin	3,037,533	2,804,847	3,294,153	3,357,474	1,813,485	3,775,305	14.61%

City of Unalaska
FY2018 General Fund Budget Detail
Expenditures
Draft as of 2/28/2017

Public Safety		FY2015 Actual	FY2016 Actual	FY2017 Original Budget	FY2017 Revised Budget	FY2017 YTD	Proposed Budget	% Chg Original Budget
Corrections								
01021451 - 51100	Salaries and Wages	414,505	408,859	409,351	409,351	270,095	452,364	10.50%
01021451 - 51200	Temporary Employees	0	9,785	0	0	1,375	0	0.00%
01021451 - 51300	Overtime	21,583	40,675	27,380	27,380	18,095	28,750	5.00%
01021451 - 52100	Health Insurance Benefit	81,872	127,891	168,684	168,684	98,267	174,117	3.20%
01021451 - 52200	FICA & Medicare Emplr Match	33,313	35,117	33,190	33,190	22,007	36,718	10.60%
01021451 - 52300	PERS Employer Contribution	287,213	112,749	111,616	111,616	61,690	118,758	6.40%
01021451 - 52400	Unemployment Insurance	2,393	2,121	2,212	2,212	1,115	2,230	0.80%
01021451 - 52500	Workers Compensation	8,655	8,866	10,185	10,185	6,996	11,203	10.00%
Total Personnel Expenses		849,533	746,062	762,618	762,618	479,639	824,140	8.07%
01021452 - 53230	Legal Services	0	0	500	500	0	500	0.00%
01021452 - 53260	Training Services	948	725	800	800	333	4,100	412.50%
01021452 - 53264	Education Reimbursement	0	0	0	0	0	3,000	0.00%
01021452 - 53300	Other Professional Svs	429	1,438	1,000	1,000	2,151	2,500	150.00%
01021452 - 53310	Protective Custody Medical	0	0	500	500	0	0	(100.00%)
01021452 - 54110	Water / Sewerage	654	775	550	550	500	775	40.90%
01021452 - 54210	Solid Waste	1,616	3,252	3,000	3,000	1,715	3,300	10.00%
01021452 - 54230	Custodial Services/Supplies	2,722	1,828	4,500	4,500	1,101	4,500	0.00%
01021452 - 54300	Repair/Maintenance Services	0	1,841	2,500	2,500	2,103	2,000	(20.00%)
01021452 - 55310	Telephone / Fax/TV	1,960	1,967	3,200	3,350	1,296	2,500	(21.90%)
01021452 - 55330	Radio	1,684	3,889	4,000	4,000	152	3,000	(25.00%)
01021452 - 55390	Other Communications	857	814	1,200	1,586	621	1,000	(16.70%)
01021452 - 55902	Printing and Binding	0	246	250	250	0	250	0.00%
01021452 - 55903	Travel and Related Costs	3,224	2,548	3,300	3,300	2,458	3,300	0.00%
01021452 - 55905	Postal Services	200	200	200	200	200	200	0.00%
01021452 - 55906	Membership Dues	380	300	400	400	340	400	0.00%
01021452 - 55907	Permit Fees	180	150	180	180	190	200	11.10%
01021452 - 56100	General Supplies	4,095	5,722	6,000	6,000	1,665	6,000	0.00%
01021452 - 56120	Office Supplies	2,477	916	1,400	1,400	1,088	1,400	0.00%
01021452 - 56150	Computer Hardware / Software	0	0	0	0	1,380	0	0.00%
01021452 - 56160	Uniforms	1,493	1,663	1,900	1,900	53	1,500	(21.10%)
01021452 - 56220	Electricity	15,719	10,737	14,800	14,800	7,331	15,000	1.40%
01021452 - 56240	Heating Oil	8,193	5,322	13,000	13,000	3,725	13,000	0.00%
01021452 - 56260	Gasoline for Vehicles	1,802	1,388	2,000	2,000	897	1,000	(50.00%)
01021452 - 56310	Food/Bev/Related for Programs	22,394	25,608	24,500	24,500	11,750	24,500	0.00%
01021452 - 56320	Business Meals	0	0	0	0	0	150	0.00%
01021452 - 56330	Food/Bev/Related Emp Apprctn	777	1,126	720	720	266	750	4.20%
01021452 - 56400	Books and Periodicals	0	0	200	200	0	0	(100.00%)
Total Operating Expenses		71,803	72,455	90,600	91,135	41,315	94,825	4.66%
01021453 - 57400	Machinery and Equipment	0	0	18,000	18,000	0	52,710	192.80%
Total Capital Outlay		0	0	18,000	18,000	0	52,710	192.83%
Total Corrections		921,336	818,517	871,218	871,753	520,954	971,675	11.53%

City of Unalaska
FY2018 General Fund Budget Detail
Expenditures
Draft as of 2/28/2017

Public Safety		FY2015 Actual	FY2016 Actual	FY2017 Original Budget	FY2017 Revised Budget	FY2017 YTD	Proposed Budget	% Chg Original Budget
Fire, EMS, and Communications								
01021551 - 51100	Salaries and Wages	551,818	539,489	605,232	605,232	354,256	755,922	24.90%
01021551 - 51200	Temporary Employees	35,984	27,024	46,640	46,640	12,076	56,640	21.40%
01021551 - 51300	Overtime	71,355	64,420	51,912	51,912	47,935	64,242	23.80%
01021551 - 52100	Health Insurance Benefit	121,601	187,599	272,376	272,376	133,375	310,920	14.20%
01021551 - 52200	FICA & Medicare Emplr Match	50,396	48,267	53,836	53,836	31,660	62,752	16.60%
01021551 - 52300	PERS Employer Contribution	400,102	155,793	170,188	170,188	82,097	205,622	20.80%
01021551 - 52400	Unemployment Insurance	3,118	3,089	3,573	3,573	1,997	3,980	11.40%
01021551 - 52500	Workers Compensation	14,565	12,472	19,085	19,085	7,525	25,994	36.20%
Total Personnel Expenses		1,248,939	1,038,154	1,222,842	1,222,842	670,922	1,486,072	21.53%
01021552 - 53230	Legal Services	0	0	800	800	0	500	(37.50%)
01021552 - 53260	Training Services	10,347	15,248	19,100	19,100	12,326	19,100	0.00%
01021552 - 53264	Education Reimbursement	0	0	8,000	8,000	0	2,000	(75.00%)
01021552 - 53300	Other Professional Svs	36,188	24,359	37,040	37,040	34,285	46,800	26.30%
01021552 - 54110	Water / Sewerage	563	619	400	400	246	500	25.00%
01021552 - 54210	Solid Waste	1,997	3,523	3,000	3,000	2,043	3,500	16.70%
01021552 - 54230	Custodial Services/Supplies	12,629	9,004	13,000	13,000	5,377	13,000	0.00%
01021552 - 54300	Repair/Maintenance Services	7,005	1,981	5,500	5,500	3,155	4,000	(27.30%)
01021552 - 54410	Buildings / Land Rental	3,297	3,337	3,400	3,400	3,337	3,400	0.00%
01021552 - 55310	Telephone / Fax/TV	5,240	5,048	5,500	5,895	2,399	6,800	23.60%
01021552 - 55330	Radio	4,807	7,863	10,000	10,000	965	10,000	0.00%
01021552 - 55901	Advertising	0	0	0	0	1,280	500	0.00%
01021552 - 55902	Printing and Binding	124	750	1,000	1,000	0	1,000	0.00%
01021552 - 55903	Travel and Related Costs	20,615	30,871	30,950	32,202	17,079	31,950	3.20%
01021552 - 55905	Postal Services	800	800	800	800	800	800	0.00%
01021552 - 55906	Membership Dues	609	596	1,750	1,750	175	1,950	11.40%
01021552 - 55908	Employee Moving Costs	0	980	0	0	0	10,000	0.00%
01021552 - 55911	Recruitment Costs	0	0	0	0	329	4,000	0.00%
01021552 - 56100	General Supplies	46,266	45,226	43,975	43,975	38,105	41,000	(6.80%)
01021552 - 56120	Office Supplies	3,117	6,106	4,000	4,000	2,334	4,000	0.00%
01021552 - 56150	Computer Hardware / Software	1,684	777	1,500	1,500	1,034	1,500	0.00%
01021552 - 56160	Uniforms	26,785	22,432	24,275	24,570	8,247	21,500	(11.40%)
01021552 - 56220	Electricity	4,287	4,301	9,000	9,000	2,827	8,000	(11.10%)
01021552 - 56230	Propane	35	0	200	200	0	200	0.00%
01021552 - 56240	Heating Oil	10,004	6,219	13,000	13,000	3,035	12,500	(3.80%)
01021552 - 56260	Gasoline for Vehicles	3,514	2,312	4,000	4,000	1,420	4,000	0.00%
01021552 - 56270	Diesel for Equipment	1,652	6,896	2,500	2,500	772	2,500	0.00%
01021552 - 56310	Food/Bev/Related for Programs	939	1,823	500	500	285	500	0.00%
01021552 - 56320	Business Meals	269	8	200	200	320	250	25.00%
01021552 - 56330	Food/Bev/Related Emp Apprctn	2,320	3,099	3,900	3,900	771	4,450	14.10%
01021552 - 56400	Books and Periodicals	4,036	1,395	2,125	2,125	1,541	2,000	(5.90%)
Total Operating Expenses		209,130	205,573	249,415	251,357	144,486	262,200	5.13%
01021553 - 57400	Machinery and Equipment	0	184,210	56,945	56,945	0	0	(100.00%)
Total Capital Outlay		0	184,210	56,945	56,945	0	0	(100.00%)
Total Fire, EMS, and Communications		1,458,068	1,427,937	1,529,202	1,531,144	815,408	1,748,272	14.33%

City of Unalaska
FY2018 General Fund Budget Detail
Expenditures
Draft as of 2/28/2017

Public Works		FY2015 Actual	FY2016 Actual	FY2017 Original Budget	FY2017 Revised Budget	FY2017 YTD	Proposed Budget	% Chg Original Budget
DPW Admin & Engineering								
01022051 - 51100	Salaries and Wages	265,708	269,147	281,453	281,453	188,522	290,748	3.30%
01022051 - 51300	Overtime	0	170	63	63	0	84	33.30%
01022051 - 52100	Health Insurance Benefit	54,341	94,005	113,490	113,490	65,423	116,571	2.70%
01022051 - 52200	FICA & Medicare Emplr Match	20,341	20,646	21,537	21,537	14,448	22,212	3.10%
01022051 - 52300	PERS Employer Contribution	177,718	74,500	73,319	73,319	41,250	75,747	3.30%
01022051 - 52400	Unemployment Insurance	1,505	1,490	1,488	1,488	746	1,478	(0.70%)
01022051 - 52500	Workers Compensation	3,030	3,542	4,129	4,129	2,903	4,542	10.00%
01022051 - 52900	Other Employee Benefits	424	579	780	780	402	772	(1.00%)
Total Personnel Expenses		523,068	464,079	496,259	496,259	313,693	512,154	3.20%
01022052 - 53230	Legal Services	0	1,215	1,000	1,000	945	1,000	0.00%
01022052 - 53240	Engineering/Architectural Svs	16,332	8,848	35,000	35,000	8,952	35,000	0.00%
01022052 - 53260	Training Services	4,064	5,333	6,500	6,500	1,012	6,500	0.00%
01022052 - 53300	Other Professional Svs	2,462	6,597	1,000	1,000	80	3,000	200.00%
01022052 - 53420	Sampling / Testing	1,810	947	0	0	0	0	0.00%
01022052 - 53430	Survey Services	48	0	0	0	0	0	0.00%
01022052 - 54110	Water / Sewerage	1,134	1,160	1,000	1,000	985	1,500	50.00%
01022052 - 54210	Solid Waste	2,623	2,891	2,600	2,822	1,949	3,000	15.40%
01022052 - 54230	Custodial Services/Supplies	13,385	11,344	14,000	14,000	6,332	14,000	0.00%
01022052 - 54300	Repair/Maintenance Services	4,740	3,820	4,600	4,600	3,821	3,500	(23.90%)
01022052 - 54410	Buildings / Land Rental	131	24	0	0	0	0	0.00%
01022052 - 55310	Telephone / Fax/TV	5,650	5,263	6,000	6,550	3,120	6,500	8.30%
01022052 - 55901	Advertising	0	0	0	312	311	500	0.00%
01022052 - 55903	Travel and Related Costs	3,824	11,720	16,100	16,100	7,189	16,100	0.00%
01022052 - 55905	Postal Services	1,057	1,340	1,100	1,100	946	1,500	36.40%
01022052 - 55906	Membership Dues	301	883	1,000	1,000	184	1,000	0.00%
01022052 - 55907	Permit Fees	0	835	0	0	0	0	0.00%
01022052 - 56100	General Supplies	6,587	16,999	7,250	6,438	2,505	14,500	100.00%
01022052 - 56120	Office Supplies	7,855	4,382	10,000	10,000	3,659	8,000	(20.00%)
01022052 - 56150	Computer Hardware / Software	1,102	5,908	3,000	8,000	25	3,000	0.00%
01022052 - 56220	Electricity	26,776	25,696	30,500	30,500	17,540	30,500	0.00%
01022052 - 56240	Heating Oil	40,698	30,964	55,000	54,000	21,086	49,625	(9.80%)
01022052 - 56260	Gasoline for Vehicles	2,819	2,537	3,000	3,000	2,216	3,000	0.00%
01022052 - 56320	Business Meals	0	0	300	300	0	300	0.00%
01022052 - 56330	Food/Bev/Related Emp Apprctn	7,031	5,855	4,075	5,075	4,432	4,075	0.00%
01022052 - 56400	Books and Periodicals	1,396	135	2,500	2,500	0	3,000	20.00%
Total Operating Expenses		151,827	154,697	205,525	210,797	87,290	209,100	1.74%
01022053 - 57400	Machinery and Equipment	0	0	43,194	43,194	0	11,950	(72.30%)
Total Capital Outlay		0	0	43,194	43,194	0	11,950	(72.33%)
Total DPW Admin & Engineering		674,895	618,775	744,978	750,250	400,983	733,204	(1.58%)

City of Unalaska
FY2018 General Fund Budget Detail
Expenditures
Draft as of 2/28/2017

Public Works		FY2015 Actual	FY2016 Actual	FY2017 Original Budget	FY2017 Revised Budget	FY2017 YTD	Proposed Budget	% Chg Original Budget
Streets and Roads								
01022251 - 51100	Salaries and Wages	836,871	846,265	856,404	856,404	545,359	854,370	(0.20%)
01022251 - 51200	Temporary Employees	18,633	0	34,008	34,008	0	0	(100.00%)
01022251 - 51300	Overtime	31,649	43,899	58,900	58,900	51,408	58,900	0.00%
01022251 - 52100	Health Insurance Benefit	141,994	256,027	302,640	302,640	165,916	310,920	2.70%
01022251 - 52200	FICA & Medicare Emplr Match	67,850	68,068	72,624	72,624	45,622	69,875	(3.80%)
01022251 - 52300	PERS Employer Contribution	576,150	246,768	236,568	236,568	129,954	236,118	(0.20%)
01022251 - 52400	Unemployment Insurance	4,280	3,975	4,310	4,310	1,975	3,980	(7.70%)
01022251 - 52500	Workers Compensation	28,815	29,584	35,082	35,082	20,844	38,590	10.00%
01022251 - 52900	Other Employee Benefits	4,428	4,330	8,280	8,280	2,837	5,590	(32.50%)
Total Personnel Expenses		1,710,671	1,498,915	1,608,816	1,608,816	963,916	1,578,343	(1.89%)
01022252 - 53260	Training Services	3,160	2,768	4,000	4,000	0	4,000	0.00%
01022252 - 53300	Other Professional Svs	3,695	9,217	4,000	5,000	1,364	5,000	25.00%
01022252 - 53430	Survey Services	0	39,550	3,000	3,000	0	3,000	0.00%
01022252 - 54210	Solid Waste	4,045	4,713	3,000	3,000	3,184	3,000	0.00%
01022252 - 54300	Repair/Maintenance Services	0	0	4,000	4,000	0	4,000	0.00%
01022252 - 54420	Equipment Rental	0	0	7,000	7,000	825	7,000	0.00%
01022252 - 54500	Construction Services	742	9,300	10,000	7,000	0	9,000	(10.00%)
01022252 - 55310	Telephone / Fax/TV	1,084	1,283	1,400	1,400	714	1,400	0.00%
01022252 - 55330	Radio	412	0	2,500	58,200	88	2,500	0.00%
01022252 - 55903	Travel and Related Costs	3,414	3,313	4,000	4,000	0	4,000	0.00%
01022252 - 55907	Permit Fees	550	550	2,500	2,500	650	2,500	0.00%
01022252 - 56100	General Supplies	132,126	209,488	220,000	180,367	58,405	220,000	0.00%
01022252 - 56110	Sand / Gravel / Rock	402,755	355,904	417,500	398,800	324,077	417,500	0.00%
01022252 - 56120	Office Supplies	0	840	500	500	68	500	0.00%
01022252 - 56150	Computer Hardware / Software	16,483	41,792	0	0	5,154	0	0.00%
01022252 - 56220	Electricity (streets lights)	38,027	42,942	55,000	55,000	33,005	55,000	0.00%
01022252 - 56230	Propane	330	426	650	650	385	650	0.00%
01022252 - 56260	Gasoline for Vehicles	7,587	6,154	9,500	9,500	3,983	9,500	0.00%
01022252 - 56270	Diesel for Equipment	78,298	45,583	103,095	103,095	37,293	103,095	0.00%
Total Operating Expenses		692,708	773,822	851,645	847,012	469,196	851,645	0.00%
01022253 - 57400	Machinery and Equipment	0	0	96,869	96,869	13,742	597,339	516.60%
Total Capital Outlay		0	0	96,869	96,869	13,742	597,339	516.64%
Total Streets and Roads		2,403,379	2,272,737	2,557,330	2,552,698	1,446,854	3,027,327	18.38%

City of Unalaska
FY2018 General Fund Budget Detail
Expenditures
Draft as of 2/28/2017

Public Works		FY2015 Actual	FY2016 Actual	FY2017 Original Budget	FY2017 Revised Budget	FY2017 YTD	Proposed Budget	% Chg Original Budget
Receiving and Supply								
01022351 - 51100	Salaries and Wages	120,223	138,598	135,555	135,555	95,165	139,077	2.60%
01022351 - 51200	Temporary Employees	2,069	0	0	0	0	0	0.00%
01022351 - 51300	Overtime	13,825	5,410	1,161	2,161	2,293	1,100	(5.30%)
01022351 - 52100	Health Insurance Benefit	25,754	52,901	62,037	62,037	36,154	63,725	2.70%
01022351 - 52200	FICA & Medicare Emplr Match	10,406	11,008	10,459	10,459	7,446	10,702	2.30%
01022351 - 52300	PERS Employer Contribution	87,711	39,606	35,470	35,470	20,988	36,371	2.50%
01022351 - 52400	Unemployment Insurance	707	846	812	812	389	808	(0.50%)
01022351 - 52500	Workers Compensation	4,369	5,653	6,098	6,098	4,176	6,707	10.00%
01022351 - 52900	Other Employee Benefits	794	943	1,070	1,070	619	1,137	6.30%
Total Personnel Expenses		265,859	254,964	252,662	253,662	167,229	259,627	2.76%
01022352 - 53260	Training Services	0	0	1,000	1,000	213	700	(30.00%)
01022352 - 53300	Other Professional Svs	893	389	500	500	0	400	(20.00%)
01022352 - 54300	Repair/Maintenance Services	0	442	0	0	601	0	0.00%
01022352 - 54420	Equipment Rental	729	0	800	800	0	500	(37.50%)
01022352 - 55310	Telephone / Fax/TV	820	880	2,100	2,100	571	2,100	0.00%
01022352 - 55903	Travel and Related Costs	0	0	2,100	1,100	0	1,900	(9.50%)
01022352 - 56100	General Supplies	2,115	4,585	2,130	2,256	654	2,330	9.40%
01022352 - 56120	Office Supplies	1,074	1,528	3,420	3,420	774	3,120	(8.80%)
01022352 - 56260	Gasoline for Vehicles	1,641	1,200	1,800	1,800	799	1,800	0.00%
01022352 - 56270	Diesel for Equipment	113	119	300	300	85	300	0.00%
Total Operating Expenses		7,385	9,143	14,150	13,276	3,696	13,150	(7.07%)
01022353 - 57400	Machinery and Equipment	0	32,627	0	0	0	0	0.00%
Total Capital Outlay		0	32,627	0	0	0	0	0.00%
Total Receiving and Supply		273,244	296,733	266,812	266,938	170,925	272,777	2.24%

City of Unalaska
FY2018 General Fund Budget Detail
Expenditures
Draft as of 2/28/2017

Public Works		FY2015 Actual	FY2016 Actual	FY2017 Original Budget	FY2017 Revised Budget	FY2017 YTD	Proposed Budget	% Chg Original Budget
Veh & Equip Maintenance								
01022851 - 51100	Salaries and Wages	340,286	342,342	365,119	365,119	279,580	374,640	2.60%
01022851 - 51300	Overtime	6,472	2,750	3,061	3,061	5,416	3,258	6.40%
01022851 - 52100	Health Insurance Benefit	61,506	110,829	139,998	139,998	90,412	143,801	2.70%
01022851 - 52200	FICA & Medicare Emplr Match	26,523	26,388	28,165	28,165	21,785	28,854	2.40%
01022851 - 52300	PERS Employer Contribution	217,648	95,400	95,723	95,723	62,371	98,244	2.60%
01022851 - 52400	Unemployment Insurance	1,807	2,082	1,836	1,836	934	1,800	(2.00%)
01022851 - 52500	Workers Compensation	11,668	12,148	14,707	14,707	10,732	16,177	10.00%
01022851 - 52900	Other Employee Benefits	1,879	2,020	2,491	2,491	1,626	2,544	2.10%
Total Personnel Expenses		667,788	593,959	651,100	651,100	472,857	669,318	2.80%
01022852 - 53260	Training Services	1,063	0	7,500	7,500	425	7,500	0.00%
01022852 - 53300	Other Professional Svs	6,140	7,116	2,000	2,000	108	2,000	0.00%
01022852 - 53490	Other Technical Services	1,520	0	0	0	0	0	0.00%
01022852 - 54210	Solid Waste	11,370	10,314	3,000	8,000	3,102	3,000	0.00%
01022852 - 54300	Repair/Maintenance Services	863	0	30,000	30,000	2,786	30,000	0.00%
01022852 - 55310	Telephone / Fax/TV	663	284	350	350	173	350	0.00%
01022852 - 55903	Travel and Related Costs	0	0	4,000	4,000	0	4,000	0.00%
01022852 - 56100	General Supplies	63,776	69,809	88,195	86,163	42,978	88,195	0.00%
01022852 - 56120	Office Supplies	523	439	0	0	0	0	0.00%
01022852 - 56130	Machinery / Vehicle Parts	239,737	256,790	300,000	317,210	252,456	300,000	0.00%
01022852 - 56150	Computer Hardware / Software	0	2,100	0	3,000	2,700	0	0.00%
01022852 - 56230	Propane	247	258	550	550	254	550	0.00%
01022852 - 56260	Gasoline for Vehicles	3,219	2,615	4,000	4,000	1,776	4,000	0.00%
Total Operating Expenses		329,120	349,725	439,595	462,773	306,757	439,595	0.00%
Total Veh & Equip Maintenance		996,908	943,683	1,090,695	1,113,873	779,614	1,108,913	1.67%

City of Unalaska
FY2018 General Fund Budget Detail
Expenditures
Draft as of 2/28/2017

Public Works		FY2015 Actual	FY2016 Actual	FY2017 Original Budget	FY2017 Revised Budget	FY2017 YTD	Proposed Budget	% Chg Original Budget
Facilities Maintenance								
01022951 - 51100	Salaries and Wages	426,876	415,225	412,981	412,981	238,376	386,094	(6.50%)
01022951 - 51200	Temporary Employees	34,641	28,244	37,148	37,148	37,106	37,900	2.00%
01022951 - 51300	Overtime	6,793	7,807	10,072	10,072	4,132	2,391	(76.30%)
01022951 - 52100	Health Insurance Benefit	82,592	132,031	151,216	151,216	70,072	156,176	3.30%
01022951 - 52200	FICA & Medicare Emplr Match	35,816	34,500	35,199	35,199	21,372	32,547	(7.50%)
01022951 - 52300	PERS Employer Contribution	287,318	110,844	106,382	106,382	49,369	101,098	(5.00%)
01022951 - 52400	Unemployment Insurance	2,560	2,499	2,356	2,356	1,144	2,343	(0.60%)
01022951 - 52500	Workers Compensation	16,268	14,169	16,540	16,540	10,067	18,194	10.00%
01022951 - 52900	Other Employee Benefits	2,955	2,544	3,180	3,180	1,586	3,213	1.00%
Total Personnel Expenses		895,817	747,865	775,074	775,074	433,225	739,956	(4.53%)
01022952 - 53240	Engineering/Architectural Svs	0	12,500	7,000	7,000	0	7,000	0.00%
01022952 - 53260	Training Services	1,985	275	6,755	6,755	(38)	6,755	0.00%
01022952 - 53300	Other Professional Svs	3,554	1,595	2,000	2,000	1,425	2,000	0.00%
01022952 - 53490	Other Technical Services	12,160	6,695	7,000	7,000	6,948	7,000	0.00%
01022952 - 54210	Solid Waste	1,455	4,043	1,030	1,780	1,522	1,780	72.80%
01022952 - 54300	Repair/Maintenance Services	252,992	125,644	297,277	348,477	317,384	172,600	(41.90%)
01022952 - 54410	Buildings/Land Rental	0	0	924	924	0	924	0.00%
01022952 - 54500	Construction Services	84,094	11,103	87,189	35,939	457	160,000	83.50%
01022952 - 55310	Telephone / Fax/TV	1,467	1,116	1,700	1,700	687	1,700	0.00%
01022952 - 55901	Advertising	0	0	400	400	0	400	0.00%
01022952 - 55903	Travel and Related Costs	3,406	1,386	6,800	6,800	0	6,800	0.00%
01022952 - 55906	Membership Dues	0	0	175	175	0	175	0.00%
01022952 - 55907	Permit Fees	0	700	0	0	0	0	0.00%
01022952 - 56100	General Supplies	146,746	153,253	107,907	108,836	19,179	107,907	0.00%
01022952 - 56110	Sand / Gravel / Rock	863	0	0	0	0	0	0.00%
01022952 - 56120	Office Supplies	250	44	0	0	0	0	0.00%
01022952 - 56140	Facility Maintenance Supplies	92,714	95,926	111,301	112,713	32,441	111,301	0.00%
01022952 - 56150	Computer Hardware / Software	4,549	2,100	0	500	377	500	0.00%
01022952 - 56220	Electricity	2,427	2,209	1,500	1,500	1,753	1,500	0.00%
01022952 - 56230	Propane	165	172	608	608	215	608	0.00%
01022952 - 56260	Gasoline for Vehicles	8,224	6,890	7,725	7,725	4,009	7,725	0.00%
01022952 - 56400	Books and Periodicals	0	0	500	500	0	500	0.00%
01022952 - 59100	Interest Expense	0	0	1,000	1,000	0	1,000	0.00%
Total Operating Expenses		617,050	425,651	648,791	652,332	386,360	598,175	(7.80%)
01022953 - 57400	Machinery and Equipment	0	68,112	0	0	0	0	0.00%
Total Capital Outlay		0	68,112	0	0	0	0	0.00%
Total Facilities Maintenance		1,512,867	1,241,627	1,423,865	1,427,406	819,585	1,338,131	(6.02%)

City of Unalaska
FY2018 General Fund Budget Detail
Expenditures
Draft as of 2/28/2017

Parks, Culture & Recreation		FY2015 Actual	FY2016 Actual	FY2017 Original Budget	FY2017 Revised Budget	FY2017 YTD	Proposed Budget	% Chg Original Budget
PCR Administration								
01023151 - 51100	Salaries and Wages	164,121	178,020	96,021	96,021	77,589	113,771	18.50%
01023151 - 52100	Health Insurance Benefit	33,084	60,756	30,264	30,264	19,557	31,092	2.70%
01023151 - 52200	FICA & Medicare Emplr Match	12,585	13,645	7,345	7,345	5,960	8,704	18.50%
01023151 - 52300	PERS Employer Contribution	111,611	49,037	25,100	25,100	14,610	29,740	18.50%
01023151 - 52400	Unemployment Insurance	869	977	397	397	298	398	0.30%
01023151 - 52500	Workers Compensation	656	802	337	337	374	371	10.00%
Total Personnel Expenses		322,926	303,237	159,464	159,464	118,388	184,076	15.43%
01023152 - 53260	Training Services	374	1,420	1,000	1,000	723	1,000	0.00%
01023152 - 53300	Other Professional Svs	596	2,423	4,500	4,500	479	2,350	(47.80%)
01023152 - 55310	Telephone / Fax/TV	1,296	492	1,000	1,066	356	1,066	6.60%
01023152 - 55901	Advertising	408	1,360	1,000	1,000	224	1,000	0.00%
01023152 - 55902	Printing and Binding	7,168	6,563	8,500	8,500	5,130	8,500	0.00%
01023152 - 55903	Travel and Related Costs	6,135	6,574	6,823	6,823	12,262	12,500	83.20%
01023152 - 55905	Postal Services	75	23	0	0	0	0	0.00%
01023152 - 55906	Membership Dues	1,289	1,220	1,500	1,500	800	1,500	0.00%
01023152 - 55908	Employee Moving Costs	0	0	0	0	5,708	0	0.00%
01023152 - 56100	General Supplies	863	880	2,000	2,000	0	0	(100.00%)
01023152 - 56120	Office Supplies	0	25	0	0	50	50	0.00%
01023152 - 56260	Gasoline for Vehicles	1,961	1,564	2,500	2,500	1,004	2,500	0.00%
01023152 - 56310	Food/Bev/Related for Programs	14	100	0	0	0	0	0.00%
01023152 - 56320	Business Meals	29	71	500	500	124	150	(70.00%)
01023152 - 56330	Food/Bev/Related Emp Apprctn	3,243	3,425	3,500	3,500	3,755	3,500	0.00%
Total Operating Expenses		23,451	26,139	32,823	32,889	30,614	34,116	3.94%
01023153 - 57400	Machinery and Equipment	16,484	0	0	0	0	0	0.00%
Total Capital Outlay		16,484	0	0	0	0	0	0.00%
Total PCR Administration		362,862	329,376	192,287	192,353	149,002	218,192	13.47%

City of Unalaska
FY2018 General Fund Budget Detail
Expenditures
Draft as of 2/28/2017

Parks, Culture & Recreation		FY2015 Actual	FY2016 Actual	FY2017 Original Budget	FY2017 Revised Budget	FY2017 YTD	Proposed Budget	% Chg Original Budget
Recreation Programs								
01023251 - 51100	Salaries and Wages	268,692	277,654	323,033	323,033	211,437	280,497	(13.20%)
01023251 - 51200	Temporary Employees	18,592	12,350	15,000	15,000	5,138	15,000	0.00%
01023251 - 51300	Overtime	15,893	17,796	17,000	17,000	11,533	17,000	0.00%
01023251 - 52100	Health Insurance Benefit	80,308	130,625	181,584	181,584	103,365	157,164	(13.40%)
01023251 - 52200	FICA & Medicare Emplr Match	23,047	23,521	27,161	27,161	17,442	22,762	(16.20%)
01023251 - 52300	PERS Employer Contribution	192,039	76,817	88,101	88,101	47,831	76,983	(12.60%)
01023251 - 52400	Unemployment Insurance	2,328	2,448	2,532	2,532	1,536	2,011	(20.60%)
01023251 - 52500	Workers Compensation	3,623	3,386	4,514	4,514	3,102	4,966	10.00%
01023251 - 52900	Other Employee Benefits	4	0	0	0	0	0	0.00%
Total Personnel Expenses		604,525	544,597	658,925	658,925	401,383	576,383	(12.53%)
01023252 - 53260	Training Services	2,508	1,258	2,500	2,500	1,499	2,500	0.00%
01023252 - 53300	Other Professional Svs	14,302	12,846	17,800	17,800	3,650	15,000	(15.70%)
01023252 - 55903	Travel and Related Costs	9,795	10,404	17,500	17,500	12,837	20,400	16.60%
01023252 - 55907	Permit Fees	170	0	800	800	0	0	(100.00%)
01023252 - 55908	Employee Moving Costs	0	6,141	0	0	0	0	0.00%
01023252 - 56100	General Supplies	47,984	51,479	59,500	59,542	29,498	60,000	0.80%
01023252 - 56120	Office Supplies	50	0	0	0	0	0	0.00%
01023252 - 56150	Computer Hardware / Software	0	0	0	0	174	200	0.00%
01023252 - 56160	Uniforms	1,208	0	0	0	0	0	0.00%
01023252 - 56310	Food / Bev & Related for Progs	13,513	15,575	18,000	18,000	9,166	18,000	0.00%
01023252 - 56330	Food/Bev/Related Emp Apprctn	128	128	143	143	69	100	(29.90%)
Total Operating Expenses		89,658	97,830	116,243	116,285	56,893	116,200	(0.04%)
Total Recreation Programs		694,183	642,427	775,167	775,209	458,276	692,583	(10.65%)

City of Unalaska
FY2018 General Fund Budget Detail
Expenditures
Draft as of 2/28/2017

Parks, Culture & Recreation		FY2015 Actual	FY2016 Actual	FY2017 Original Budget	FY2017 Revised Budget	FY2017 YTD	Proposed Budget	% Chg Original Budget
Community Center Operations								
01023351 - 51100	Salaries and Wages	147,728	169,459	245,758	245,758	146,323	311,856	26.90%
01023351 - 51200	Temporary Employees	3,297	0	0	0	0	0	0.00%
01023351 - 51300	Overtime	12,666	7,244	15,000	15,000	7,290	15,000	0.00%
01023351 - 52100	Health Insurance Benefit	58,490	103,442	151,320	151,320	79,526	155,460	2.70%
01023351 - 52200	FICA & Medicare Emplr Match	12,506	13,497	19,950	19,950	11,744	25,013	25.40%
01023351 - 52300	PERS Employer Contribution	105,060	43,340	60,516	60,516	30,080	63,143	4.30%
01023351 - 52400	Unemployment Insurance	1,491	1,601	2,241	2,241	1,288	2,804	25.10%
01023351 - 52500	Workers Compensation	469	534	878	878	484	966	10.00%
Total Personnel Expenses		341,707	339,117	495,663	495,663	276,734	574,242	15.85%
01023352 - 53260	Training Services	650	236	1,000	1,000	0	1,000	0.00%
01023352 - 53300	Other Professional Svs	808	268	0	0	402	1,000	0.00%
01023352 - 54110	Water / Sewerage	8,937	8,335	11,000	11,000	9,161	14,600	32.70%
01023352 - 54210	Solid Waste	6,675	16,253	8,500	8,500	8,981	17,000	100.00%
01023352 - 54230	Custodial Services/Supplies	66,498	56,783	74,000	74,000	33,020	74,000	0.00%
01023352 - 54300	Repair/Maintenance Services	2,179	500	3,500	3,500	2,578	3,500	0.00%
01023352 - 54410	Buildings / Land Rental	1,531	3,840	1,300	1,300	3,080	4,200	223.10%
01023352 - 54420	Equipment Rental	197	0	75	75	0	0	(100.00%)
01023352 - 55310	Telephone / Fax/TV	6,816	7,663	12,000	12,339	4,696	10,000	(16.70%)
01023352 - 55903	Travel and Related Costs	4,176	1,795	3,500	3,500	0	3,500	0.00%
01023352 - 55904	Banking / Credit Card Fees	7,615	8,418	6,000	6,000	5,792	7,000	16.70%
01023352 - 55905	Postal Services	1,023	1,013	90	90	60	90	0.00%
01023352 - 55907	Permit Fees	300	1,130	500	500	460	500	0.00%
01023352 - 56100	General Supplies	69,701	11,964	24,043	24,043	3,688	22,000	(8.50%)
01023352 - 56120	Office Supplies	6,027	6,348	7,000	7,000	1,959	6,000	(14.30%)
01023352 - 56150	Computer Hardware / Software	0	909	12,000	12,000	377	500	(95.80%)
01023352 - 56160	Uniforms	593	0	2,000	2,000	492	2,000	0.00%
01023352 - 56220	Electricity	90,987	65,226	90,000	90,000	45,394	90,000	0.00%
01023352 - 56240	Heating Oil	82,243	43,641	85,000	85,000	25,384	85,000	0.00%
01023352 - 56330	Food/Bev/Related Emp Apprctn	0	97	200	200	170	200	0.00%
Total Operating Expenses		356,955	234,419	341,708	342,047	145,694	342,090	0.11%
Total Community Center Operations		698,661	573,535	837,371	837,711	422,428	916,332	9.43%

City of Unalaska
FY2018 General Fund Budget Detail
Expenditures
Draft as of 2/28/2017

Parks, Culture & Recreation		FY2015 Actual	FY2016 Actual	FY2017 Original Budget	FY2017 Revised Budget	FY2017 YTD	Proposed Budget	% Chg Original Budget
Library								
01023451 - 51100	Salaries and Wages	220,275	261,416	266,145	266,145	170,292	268,834	1.00%
01023451 - 51200	Temporary Employees	0	0	0	0	2,893	0	0.00%
01023451 - 51300	Overtime	6,175	6,360	6,000	6,000	4,379	7,000	16.70%
01023451 - 52100	Health Insurance Benefit	45,932	102,691	121,056	121,056	65,326	124,368	2.70%
01023451 - 52200	FICA & Medicare Emplr Match	17,300	20,461	20,818	20,818	13,576	21,106	1.40%
01023451 - 52300	PERS Employer Contribution	124,222	60,491	57,910	57,910	31,353	58,955	1.80%
01023451 - 52400	Unemployment Insurance	2,056	2,079	2,064	2,064	1,236	2,066	0.10%
01023451 - 52500	Workers Compensation	642	818	926	926	583	1,018	10.00%
Total Personnel Expenses		416,602	454,315	474,919	474,919	289,638	483,347	1.77%
01023452 - 53260	Training Services	745	500	700	700	255	700	0.00%
01023452 - 54110	Water / Sewerage	912	994	1,200	1,200	813	1,300	8.30%
01023452 - 54210	Solid Waste	4,466	4,068	5,500	5,500	2,407	4,500	(18.20%)
01023452 - 54230	Custodial Services/Supplies	31,398	27,443	33,000	33,000	15,829	33,000	0.00%
01023452 - 54300	Repair/Maintenance Services	2,182	0	3,500	3,500	195	1,500	(57.10%)
01023452 - 54420	Equipment Rental	350	0	400	400	0	0	(100.00%)
01023452 - 55310	Telephone / Fax/TV	7,290	3,198	3,500	3,725	1,750	3,500	0.00%
01023452 - 55320	Network / Internet	76,000	5,349	5,000	5,000	3,200	5,000	0.00%
01023452 - 55901	Advertising	955	0	0	0	0	0	0.00%
01023452 - 55902	Printing and Binding	0	460	500	500	0	500	0.00%
01023452 - 55903	Travel and Related Costs	3,141	2,940	4,000	4,000	2,662	8,000	100.00%
01023452 - 55905	Postal Services	6,230	5,910	6,000	6,000	4,000	3,000	(50.00%)
01023452 - 55906	Membership Dues	110	1,270	1,300	1,300	760	1,500	15.40%
01023452 - 55907	Permit Fees	351	369	400	400	0	400	0.00%
01023452 - 55908	Employee Moving Costs	5,464	0	0	0	0	0	0.00%
01023452 - 55999	Other	80	0	0	0	0	0	0.00%
01023452 - 56100	General Supplies	10,510	10,754	11,000	11,000	4,152	14,000	27.30%
01023452 - 56120	Office Supplies	7,816	5,753	7,500	7,500	6,219	8,500	13.30%
01023452 - 56150	Computer Hardware / Software	0	10,876	2,500	2,500	804	2,000	(20.00%)
01023452 - 56220	Electricity	34,148	24,646	40,000	40,000	15,909	30,000	(25.00%)
01023452 - 56240	Heating Oil	12,745	8,062	14,000	14,000	5,664	14,000	0.00%
01023452 - 56310	Food/Bev/Related for Programs	1,538	1,552	2,000	2,000	457	2,000	0.00%
01023452 - 56330	Food/Bev/Related Emp Apprctn	187	881	500	500	326	500	0.00%
01023452 - 56400	Books and Periodicals	39,583	41,814	67,223	72,549	22,480	67,000	(0.30%)
01023452 - 56450	Grants (Supplies)	16,064	0	0	0	0	0	0.00%
01023452 - 56451	Grants - Telecommunications	0	75,160	74,948	74,948	49,966	74,948	0.00%
01023452 - 56452	Grants-Circulating Materials	0	12,886	13,000	13,000	12,878	13,000	0.00%
01023452 - 56453	Grants-Travel	0	3,748	3,700	3,700	998	2,450	(33.80%)
Total Operating Expenses		262,265	248,631	301,371	306,922	151,722	291,298	(3.34%)
Total Library		678,867	702,946	776,290	781,841	441,360	774,645	(0.21%)

City of Unalaska
FY2018 General Fund Budget Detail
Expenditures
Draft as of 2/28/2017

Parks, Culture & Recreation		FY2015 Actual	FY2016 Actual	FY2017 Original Budget	FY2017 Revised Budget	FY2017 YTD	Proposed Budget	% Chg Original Budget
Aquatics Center								
01023551 - 51100	Salaries and Wages	154,736	134,853	164,949	164,949	94,608	201,608	22.20%
01023551 - 51200	Temporary employees	1,481	4,287	0	0	0	0	0.00%
01023551 - 51300	Overtime	2,449	1,619	2,506	2,506	815	2,508	0.10%
01023551 - 52100	Health Insurance Benefit	9,241	20,020	30,264	30,264	17,530	60,480	99.80%
01023551 - 52200	FICA & Medicare Emplr Match	12,133	10,768	12,806	12,806	7,300	15,630	22.10%
01023551 - 52300	PERS Employer Contribution	27,618	13,152	15,408	15,408	9,307	28,299	83.70%
01023551 - 52400	Unemployment Insurance	1,469	1,248	1,481	1,481	920	1,723	16.30%
01023551 - 52500	Workers Compensation	5,468	4,492	6,118	6,118	3,660	9,730	59.00%
Total Personnel Expenses		214,595	190,439	233,532	233,532	134,140	319,978	37.02%
01023552 - 53260	Training Services	2,134	1,133	1,000	1,000	361	2,000	100.00%
01023552 - 53264	Education Reimbursement	0	0	1,500	1,500	0	0	(100.00%)
01023552 - 53300	Other Professional Svs	740	0	1,000	1,000	216	1,000	0.00%
01023552 - 53420	Sampling / Testing	580	900	1,300	1,300	800	1,200	(7.70%)
01023552 - 54230	Custodial Services/Supplies	1,452	650	2,000	2,000	433	2,000	0.00%
01023552 - 54300	Repair/Maintenance Services	160	0	0	0	0	0	0.00%
01023552 - 54420	Equipment Rental	80	40	0	0	0	0	0.00%
01023552 - 55310	Telephone and Fax/TV	853	862	1,000	4,149	631	1,200	20.00%
01023552 - 55320	Network / Internet	1,649	900	1,300	1,600	300	0	(100.00%)
01023552 - 55901	Advertising	0	150	0	0	0	0	0.00%
01023552 - 55903	Travel and Related Costs	5,917	3,896	5,000	5,000	0	6,000	20.00%
01023552 - 55906	Membership dues	0	0	0	0	0	500	0.00%
01023552 - 56100	General supplies	34,922	33,603	45,259	45,259	17,354	48,650	7.50%
01023552 - 56120	Office Supplies	386	52	1,500	1,500	113	2,000	33.30%
01023552 - 56310	Food/Bev/Related for Programs	477	58	1,000	1,000	225	750	(25.00%)
01023552 - 56330	Food/Bev/Related Emp Apprctn	99	142	500	500	149	500	0.00%
Total Operating Expenses		49,448	42,385	62,359	65,808	20,583	65,800	5.52%
Total Aquatics Center		264,043	232,825	295,891	299,340	154,722	385,778	30.38%

City of Unalaska
FY2018 General Fund Budget Detail
Expenditures
Draft as of 2/28/2017

Parks, Culture & Recreation		FY2015 Actual	FY2016 Actual	FY2017 Original Budget	FY2017 Revised Budget	FY2017 YTD	Proposed Budget	% Chg Original Budget
Parks								
01023652 - 54110	Water / Sewerage	1,999	4,662	2,605	2,605	1,753	2,850	9.40%
01023652 - 54210	Solid Waste	1,427	1,658	1,800	1,800	1,691	2,000	11.10%
01023652 - 54410	Buildings/Land Rental	6,000	6,000	16,500	16,500	16,500	17,500	6.10%
01023652 - 56100	General Supplies	8,505	1,822	8,500	8,500	4,086	9,000	5.90%
01023652 - 56220	Electricity	5,879	3,835	7,000	7,000	2,969	6,000	(14.30%)
Total Operating Expenses		23,810	17,978	36,405	36,405	26,998	37,350	2.60%
Total Parks		23,810	17,978	36,405	36,405	26,998	37,350	2.60%

City of Unalaska
FY2018 General Fund Budget Detail
Expenditures
Draft as of 2/28/2017

Other Expenses		FY2015 Actual	FY2016 Actual	FY2017 Original Budget	FY2017 Revised Budget	FY2017 YTD	Proposed Budget	% Chg Original Budget
Grants to Non-Profits								
01029154 - 58420	IFHS Mental Health Programs	160,000	170,000	170,000	170,000	113,333	170,000	0.00%
01029154 - 58430	USAFV Domestic Violence Shelte	203,092	216,516	216,516	216,516	144,344	229,506	6.00%
01029154 - 58440	Unalaska Seniors	47,098	49,800	49,800	49,800	33,200	49,800	0.00%
01029154 - 58450	Unalaska Community Brdcstng	107,000	92,000	96,600	96,600	64,400	96,600	0.00%
01029154 - 58460	Museum of the Aleutians	272,014	250,828	294,106	294,106	196,071	294,106	0.00%
01029154 - 58470	Aleutians Arts Council	10,000	10,000	10,000	10,000	10,000	10,000	0.00%
01029154 - 58480	Qawalangin Tribe/APIA	24,855	25,710	24,000	24,000	25,710	24,000	0.00%
01029154 - 58481	APIA	106,566	148,932	122,825	122,825	81,883	124,932	1.70%
01029154 - 58482	Unalaska Divers Association	0	0	0	0	0	4,000	0.00%
Total Other Expenses		930,625	963,786	983,847	983,847	668,941	1,002,944	1.94%
Total Grants to Non-Profits		930,625	963,786	983,847	983,847	668,941	1,002,944	1.94%

City of Unalaska
FY2018 General Fund Budget Detail
Expenditures
Draft as of 2/28/2017

Other Expenses		FY2015 Actual	FY2016 Actual	FY2017 Original Budget	FY2017 Revised Budget	FY2017 YTD	Proposed Budget	% Chg Original Budget
Education								
01029254 - 58600	School Support	3,868,791	3,879,519	3,886,516	3,886,516	2,590,926	3,945,920	1.50%
Total Other Expenses		3,868,791	3,879,519	3,886,516	3,886,516	2,590,926	3,945,920	1.53%
Total Education		3,868,791	3,879,519	3,886,516	3,886,516	2,590,926	3,945,920	1.53%

City of Unalaska
FY2018 General Fund Budget Detail
Expenditures
Draft as of 2/28/2017

Other Expenses		FY2015 Actual	FY2016 Actual	FY2017 Original Budget	FY2017 Revised Budget	FY2017 YTD	Proposed Budget	% Chg Original Budget
Debt Service								
01029354 - 53230	Legal Services (cost of issue)	10,365	0	0	0	0	0	0.00%
01029354 - 59100	Interest Expense	228,208	149,680	118,775	118,775	96,375	86,188	(27.40%)
01029354 - 59200	Principal Payment	2,655,000	805,000	835,000	835,000	835,000	875,000	4.80%
Total Other Expenses		2,893,573	954,680	953,775	953,775	931,375	961,188	0.78%
Total Debt Service		2,893,573	954,680	953,775	953,775	931,375	961,188	0.78%

City of Unalaska
FY2018 General Fund Budget Detail
Expenditures
Draft as of 2/28/2017

		FY2015 Actual	FY2016 Actual	FY2017 Original Budget	FY2017 Revised Budget	FY2017 YTD	Proposed Budget	% Chg Original Budget
Transfers Out								
01029854 - 59920	Transfers To Govt Capt Project	(1,270,170)	3,403,582	541,405	541,405	541,405	793,000	46.50%
01029854 - 59940	Transfers To Enterpr Capt Proj	3,600,472	0	3,068,367	3,818,367	3,818,367	1,173,994	(61.70%)
Total Other Expenses		2,330,301	3,403,582	3,609,772	4,359,772	4,359,772	1,966,994	(45.51%)
Total Transfers Out		2,330,301	3,403,582	3,609,772	4,359,772	4,359,772	1,966,994	(45.51%)
General Fund Expenditures Total		28,602,006	26,262,250	29,002,544	30,029,310	19,723,820	29,034,694	(3.31%)

City of Unalaska
FY2018 Special Revenue Funds Budget Summary
Draft as of 2/28/2017

	FY2015 Actual	FY2016 Actual	FY2017 Original Budget	FY2017 Revisied Budget	FY2017 YTD	Proposed Budget	% Chg Original Budget
1% Sales Tax Special Revenue							
REVENUES							
11010040 - 41310 1% Capital Sales tax	4,010,250	3,878,658	3,300,000	3,300,000	2,596,282	3,300,000	0.00%
Total Revenues	4,010,250	3,878,658	3,300,000	3,300,000	2,596,282	3,300,000	0.00%
EXPENDITURES							
11029954 - 59900 Transfers To General Fund	1,200,000	1,200,000	1,200,000	1,200,000	0	1,200,000	0.00%
11029954 - 59920 Transfers To Govt Capt Pro	1,800,395	0	0	0	0	0	0.00%
11029954 - 59930 Transfers To Proprietary O	0	0	0	0	0	1,256,860	0.00%
11029954 - 59940 Transfers To Enterpr Capt	(24,851)	0	0	0	0	0	0.00%
Total Expenditures	2,975,544	1,200,000	1,200,000	1,200,000	0	2,456,860	104.74%
1% Sales Tax Special Revenue Fund Net	1,034,706	2,678,658	2,100,000	2,100,000	2,596,282	843,140	
Bed Tax Special Revenue							
REVENUES							
12010040 - 41420 City Bed Tax	189,387	210,224	172,000	172,000	134,027	175,000	1.74%
12010049 - 49900 Appropriated Fund Balance	0	0	3,000	3,000	0	0	(100.00)%
Total Revenues	189,387	210,224	175,000	175,000	134,027	175,000	0.00%
EXPENDITURES							
12029154 - 58490 Unalaska CVB	175,000	175,000	175,000	175,000	116,667	175,000	0.00%
Total Expenditures	175,000	175,000	175,000	175,000	116,667	175,000	0.00%
Bed Tax Special Revenue Fund Net	14,387	35,224	0	0	17,360	0	

City of Unalaska
FY2018 Proprietary Funds Budget Summary
Draft as of 2/28/2017

	FY2015 Actual	FY2016 Actual	FY2017 Original Budget	FY2017 Revised Budget	FY2017 YTD	Proposed Budget	% Chg Original Budget
Electric Proprietary							
REVENUES							
Intergovernmental	775,475	185,420	145,793	145,793	36,518	145,793	0.00%
Charges for Services	16,571,268	13,527,048	17,109,506	17,109,506	11,247,369	17,109,506	0.00%
Non-recurring Revenues	0	1,400	54,825	54,825	0	608,912	1010.65%
Total Revenues	17,346,743	13,713,867	17,310,124	17,310,124	11,283,887	17,864,211	3.10%
EXPENDITURES							
Utility Administration	4,704,085	5,298,500	4,947,737	4,948,080	3,303,901	5,385,519	8.85%
Electric Production	10,278,838	7,528,236	10,427,007	10,462,010	5,760,681	9,432,841	(9.53%)
Electric Line Repair & Maint	810,621	995,905	1,284,059	1,284,837	492,375	1,161,810	(9.52%)
Transfers Out	(327,716)	381,876	263,070	263,070	263,070	1,386,668	427.11%
Veh & Equip Maintenance	38,678	30,938	58,040	58,040	29,218	59,221	2.04%
Facilities Maintenance	112,441	113,419	330,211	330,211	48,768	438,152	32.69%
Total Expenditures	15,616,947	14,348,874	17,310,124	17,346,248	9,898,012	17,864,211	3.10%
Electric Proprietary Fund Net	1,729,797	(635,007)	0	(36,124)	1,385,875	0	
Water Proprietary							
REVENUES							
Intergovernmental	248,055	43,261	25,461	25,461	0	25,461	0.00%
Charges for Services	2,560,104	2,878,194	2,560,141	2,560,141	1,871,993	2,560,141	0.00%
Assessments	36	19	418	418	0	418	0.00%
Non-recurring Revenues	0	(141,100)	321,204	321,204	0	519,665	61.79%
Total Revenues	2,808,196	2,780,373	2,907,224	2,907,224	1,871,993	3,105,685	6.39%
EXPENDITURES							
Utility Administration	1,410,277	1,318,550	1,662,186	1,662,252	1,068,496	1,719,536	3.45%
Water Operations	1,056,304	1,171,267	1,297,749	1,326,672	626,974	1,246,267	(3.97%)
Transfers Out	(365,853)	525,000	(128,033)	(128,033)	(128,033)	21,600	(116.87%)
Veh & Equip Maintenance	19,938	14,753	33,644	33,644	12,029	34,366	2.14%
Facilities Maintenance	50,290	59,186	41,678	41,678	15,832	83,917	101.35%
Total Expenditures	2,170,956	3,088,756	2,907,224	2,936,213	1,595,297	3,105,685	6.39%
Water Proprietary Fund Net	637,240	(308,383)	0	(28,989)	276,696	0	
Wastewater Proprietary							
REVENUES							
Intergovernmental	203,802	38,086	21,487	21,487	0	21,487	0.00%
Charges for Services	2,260,023	2,372,355	2,343,595	2,343,595	1,605,811	2,507,646	7.00%
Assessments	2,157	374	2,172	2,172	0	2,172	0.00%
Non-recurring Revenues	0	0	1,813,370	1,813,370	0	503,418	(72.24%)
Total Revenues	2,465,982	2,410,815	4,180,624	4,180,624	1,605,811	3,034,723	(37.76%)
EXPENDITURES							
Utility Administration	950,609	1,090,452	1,889,007	1,889,052	1,202,902	1,940,725	2.74%
Wastewater Operations	907,355	1,364,869	2,042,260	2,044,196	896,537	2,073,468	1.53%
Transfers Out	633	0	181,377	181,377	181,377	0	(100.00%)
Veh & Equip Maintenance	25,940	32,267	27,061	27,061	9,190	27,632	2.11%
Facilities Maintenance	24,836	29,969	40,918	40,918	25,765	65,054	58.99%
Total Expenditures	1,909,374	2,517,556	4,180,623	4,182,604	2,315,772	4,106,879	(1.80%)
Transfers In	0	0	0	0	0	1,072,156	0.00%
Wastewater Proprietary Fund Net	556,608	(106,741)	0	(1,980)	(709,961)	0	

City of Unalaska
FY2018 Proprietary Funds Budget Summary
Draft as of 2/28/2017

	FY2015 Actual	FY2016 Actual	FY2017 Original Budget	FY2017 Revised Budget	FY2017 YTD	Proposed Budget	% Chg Original Budget
Solid Waste Proprietary							
REVENUES							
Intergovernmental	241,490	38,578	24,592	24,592	0	24,592	0.00%
Charges for Services	2,196,545	2,654,240	2,432,000	2,432,000	1,525,726	2,541,442	4.50%
Non-recurring Revenues	0	0	593,776	593,776	0	1,706,067	187.33%
Total Revenues	2,438,035	2,692,818	3,050,368	3,050,368	1,525,726	4,272,101	28.60%
EXPENDITURES							
Utility Administration	1,030,454	1,324,283	1,458,446	1,458,468	1,035,342	1,590,777	9.07%
Solid Waste Operations	1,706,868	1,171,917	1,349,797	1,372,799	724,549	1,624,896	20.38%
Transfers Out	1,453,138	127,383	0	0	0	1,030,000	0.00%
Veh & Equip Maintenance	75,711	63,733	131,158	131,158	23,787	133,333	1.66%
Facilities Maintenance	56,686	70,682	110,967	110,967	52,349	77,798	(29.89%)
Total Expenditures	4,322,856	2,757,998	3,050,367	3,073,392	1,836,027	4,456,804	31.56%
Transfers In	0	0	0	0	0	184,704	0.00%
Solid Waste Proprietary Fund Net	(1,884,821)	(65,180)	0	(23,024)	(310,301)	0	
Ports & Harbors Proprietary							
REVENUES							
Intergovernmental	818,154	485,524	464,476	464,476	27,613	43,954	(90.54%)
Charges for Services	6,538,079	6,633,685	6,940,452	6,940,452	4,330,679	7,085,790	2.09%
Investment Income	3	0	0	0	0	0	0.00%
Non-recurring Revenues	0	0	4,417,409	4,417,409	0	381,688	(91.36%)
Total Revenues	7,356,235	7,119,209	11,822,337	11,822,337	4,358,292	7,511,432	(57.39%)
EXPENDITURES							
Harbor Office	3,900,820	4,348,463	4,753,582	4,762,963	3,058,849	4,856,701	2.17%
Unalaska Marine Center	906,514	935,464	977,019	988,804	637,456	1,060,405	8.53%
Spit & Light Cargo Docks	449,683	463,211	582,721	592,657	283,827	522,667	(10.31%)
Ports Security	19,609	18,061	78,447	78,475	7,952	79,518	1.36%
CEM Small Boat Harbor	726,314	618,330	710,162	715,112	393,602	686,904	(3.27%)
Bobby Storrs Small Boat Harbor	166,549	124,074	167,606	174,126	105,070	168,888	0.76%
Transfers Out	2,906,314	1,722,158	4,450,000	4,611,500	4,611,500	0	(100.00%)
Veh & Equip Maintenance	54,933	72,242	57,471	57,471	29,816	58,517	1.82%
Facilities Maintenance	31,672	43,005	45,330	45,894	25,293	77,833	71.70%
Total Expenditures	9,162,409	8,345,008	11,822,338	12,027,002	9,153,364	7,511,432	(57.39%)
Ports & Harbors Proprietary Fund	(1,806,174)	(1,225,799)	0	(204,665)	(4,795,073)	0	
Airport Proprietary							
REVENUES							
Intergovernmental	44,486	7,109	4,720	4,720	0	4,720	0.00%
Charges for Services	511,371	572,921	548,906	548,906	308,974	547,700	(0.22%)
Non-recurring Revenues	0	0	544,277	544,277	0	366,657	(32.63%)
Total Revenues	555,857	580,030	1,097,903	1,097,903	308,974	919,077	(19.46%)
EXPENDITURES							
Airport Admin/Operations	670,804	687,049	719,437	720,798	433,387	705,967	(1.87%)
Transfers Out	6,975	0	0	0	0	0	0.00%
Facilities Maintenance	175,074	155,805	378,466	378,466	148,328	213,110	(43.69%)
Total Expenditures	852,853	842,854	1,097,903	1,099,264	581,715	919,077	(19.46%)
Airport Proprietary Fund Net	(296,996)	(262,824)	0	(1,361)	(272,741)	0	

City of Unalaska
FY2018 Proprietary Funds Budget Summary
Draft as of 2/28/2017

	FY2015 Actual	FY2016 Actual	FY2017 Original Budget	FY2017 Revised Budget	FY2017 YTD	Proposed Budget	% Chg Original Budget
Housing Proprietary							
REVENUES							
Intergovernmental	35,007	4,634	4,678	4,678	0	4,678	0.00%
Charges for Services	259,217	276,506	270,564	270,564	157,329	270,564	0.00%
Non-recurring Revenues	0	(17,379)	271,606	271,606	0	265,092	(2.40%)
Total Revenues	294,224	263,760	546,848	546,848	157,329	540,334	(1.21%)
EXPENDITURES							
Housing Admin & Operating	336,681	316,926	364,549	365,149	215,504	360,701	(1.06%)
Facilities Maintenance	127,862	81,150	182,299	182,316	58,295	179,634	(1.46%)
Total Expenditures	464,543	398,076	546,849	547,465	273,799	540,335	(1.21%)
Housing Proprietary Fund Net	(170,319)	(134,316)	0	(617)	(116,470)	0	

City of Unalaska
FY2018 Electric Budget Summary
Draft as of 2/28/2017

Electric Proprietary	FY2015 Actual	FY2016 Actual	FY2017 Original Budget	FY2017 Revised Budget	FY2017 YTD	Proposed Budget	% Chg Original Budget
REVENUES							
Intergovernmental	775,475	185,420	145,793	145,793	36,518	145,793	0.00%
Charges for Services	16,571,268	13,527,048	17,109,506	17,109,506	11,247,369	17,109,506	0.00%
Non-recurring Revenues	0	1,400	54,825	54,825	0	608,912	1010.65%
Total Revenues	17,346,743	13,713,867	17,310,124	17,310,124	11,283,887	17,864,211	3.10%
EXPENDITURES							
Utility Administration	4,704,085	5,298,500	4,947,737	4,948,080	3,303,901	5,385,519	8.85%
Electric Production	10,278,838	7,528,236	10,427,007	10,462,010	5,760,681	9,432,841	(9.53%)
Electric Line Repair & Maint	810,621	995,905	1,284,059	1,284,837	492,375	1,161,810	(9.52%)
Transfers Out	(327,716)	381,876	263,070	263,070	263,070	1,386,668	427.11%
Veh & Equip Maintenance	38,678	30,938	58,040	58,040	29,218	59,221	2.04%
Facilities Maintenance	112,441	113,419	330,211	330,211	48,768	438,152	32.69%
Total Expenditures	15,616,947	14,348,874	17,310,124	17,346,248	9,898,012	17,864,211	3.10%
Electric Proprietary Fund Net	1,729,797	(635,007)	0	(36,124)	1,385,875	0	

	Personnel Expenses	Operating Expenses	Capital Outlay	Other Expenses	Proposed Budget	% of Fund
EXPENDITURES						
Utility Administration	656,729	344,744	52,888	4,331,159	5,385,519	30.15%
Electric Production	1,278,151	8,154,690	0	0	9,432,841	52.80%
Electric Line Repair & Maint	900,510	261,300	0	0	1,161,810	6.50%
Veh & Equip Maintenance	41,721	17,500	0	0	59,221	0.33%
Facilities Maintenance	59,926	378,226	0	0	438,152	2.45%
Total Operating Expenditures	2,937,037	9,156,460	52,888	4,331,159	16,477,543	
Transfers Out	0	0	0	1,386,668	1,386,668	7.76%
	0	0	0	1,386,668	1,386,668	

City of Unalaska
FY2018 Electric Budget Detail
Revenues
Draft as of 2/28/2017

Electric Proprietary		FY2015 Actual	FY2016 Actual	FY2017 Original Budget	FY2017 Revised Budget	FY2017 YTD	Proposed Budget	% Chg Original Budget
Intergovernmental								
50015041 - 42195	Misc. Fed Operating Grants	72,683	72,839	72,722	72,722	36,518	72,722	0.00%
50015041 - 42355	PERS Nonemployer Contributions	0	112,580	0	0	0	73,071	0.00%
50015041 - 42359	Other State Revenue	702,792	0	73,071	73,071	0	0	(100.00%)
Total Intergovernmental		775,475	185,420	145,793	145,793	36,518	145,793	0.00%
Charges for Services								
50015042 - 44110	Residential Elec Consumption	624,529	712,374	670,839	670,839	495,656	670,839	0.00%
50015042 - 44111	Residential COPA	715,558	463,842	456,992	456,992	332,383	456,992	0.00%
50015042 - 44120	Small Gen Serv Consumption	621,158	659,865	719,350	719,350	424,991	719,350	0.00%
50015042 - 44121	Small Gen Serv COPA	657,862	443,316	546,964	546,964	302,034	546,964	0.00%
50015042 - 44130	Large Gen Serv Consumption	1,035,950	958,128	1,211,115	1,211,115	602,890	1,211,115	0.00%
50015042 - 44131	Large Gen Serv Demand	126,255	128,160	126,243	126,243	76,313	126,243	0.00%
50015042 - 44132	Large Gen Serv Power Factor	11,438	11,779	12,785	12,785	6,959	12,785	0.00%
50015042 - 44133	Large Gen Serv COPA	1,280,522	798,384	1,188,216	1,188,216	509,146	1,188,216	0.00%
50015042 - 44140	Industrial Serv Consumption	4,250,824	4,115,287	5,805,399	5,805,399	3,850,020	5,805,399	0.00%
50015042 - 44141	Industrial Serv Demand	602,419	687,678	662,359	662,359	577,624	662,359	0.00%
50015042 - 44142	Industrial Serv Power Factor	26,976	28,711	28,918	28,918	31,762	28,918	0.00%
50015042 - 44143	Industrial Serv COPA	5,626,758	3,808,610	4,992,109	4,992,109	3,582,878	4,992,109	0.00%
50015042 - 44150	Street Lights	33,545	36,660	33,545	33,545	27,925	33,545	0.00%
50015042 - 44160	PCE Assistance	918,591	626,403	627,396	627,396	416,044	627,396	0.00%
50015042 - 44170	Other Services	23,063	25,739	8,100	8,100	5,795	8,100	0.00%
50015042 - 44180	Late Fees	13,166	14,028	19,176	19,176	4,949	19,176	0.00%
50015042 - 47110	Interest Revenue	2,654	8,084	0	0	0	0	0.00%
Total Charges for Services		16,571,268	13,527,048	17,109,506	17,109,506	11,247,369	17,109,506	0.00%
Non-recurring Revenues								
50015049 - 49400	Gain-loss on Sale of Fixed Ass	0	1,400	0	0	0	0	0.00%
50015049 - 49910	Bdgtd Use of Unrest. Net Asset	0	0	54,825	54,825	0	608,912	1010.65%
Total Non-recurring Revenues		0	1,400	54,825	54,825	0	608,912	1,010.65%
Electric Fund Total Revenues		17,346,743	13,713,867	17,310,124	17,310,124	11,283,887	17,864,211	3.20%

City of Unalaska
FY2018 Electric Budget Detail
Expenditures
Draft as of 2/28/2017

Electric Proprietary		FY2015 Actual	FY2016 Actual	FY2017 Original Budget	FY2017 Revised Budget	FY2017 YTD	Proposed Budget	% Chg Original Budget
Utility Administration								
50024051 - 51100	Salaries and Wages	376,708	372,541	358,612	358,612	235,461	370,645	3.36%
50024051 - 51200	Temporary Employees	8,939	11,593	4,604	4,354	1,306	4,596	(0.17%)
50024051 - 51300	Overtime	5,172	2,218	908	1,158	1,172	1,007	10.90%
50024051 - 52100	Health Insurance Benefit	69,596	123,622	142,247	142,247	81,290	146,152	2.75%
50024051 - 52200	FICA & Medicare Emplr Match	29,362	29,402	27,513	27,513	17,930	28,707	4.34%
50024051 - 52300	PERS Employer Contribution	245,185	174,058	93,130	93,130	51,006	96,403	3.51%
50024051 - 52400	Unemployment Insurance	1,952	1,961	1,898	1,898	932	1,910	0.63%
50024051 - 52500	Workers Compensation	4,429	5,342	5,951	5,951	4,108	6,546	10.00%
50024051 - 52900	Other Employee Benefits	475	598	730	730	402	763	4.52%
Personnel Expenses		741,818	721,336	635,593	635,593	393,606	656,729	3.33%
50024052 - 53230	Legal Services	0	180	2,733	2,733	0	2,000	(26.82%)
50024052 - 53240	Engineering/Architectural Svs	8,166	10,195	25,000	25,213	2,354	20,000	(20.00%)
50024052 - 53260	Training Services	0	518	515	565	562	1,125	118.45%
50024052 - 53300	Other Professional Svs	4,867	34,186	34,338	34,338	3,763	34,000	(0.98%)
50024052 - 53410	Software / Hardware Support	16,842	19,230	21,621	21,621	17,731	22,630	4.67%
50024052 - 54110	Water / Sewerage	567	580	417	417	492	417	0.00%
50024052 - 54210	Solid Waste	1,263	1,393	1,116	1,205	934	1,117	0.07%
50024052 - 54230	Custodial Services/Supplies	5,354	4,538	4,508	4,508	2,533	4,000	(11.27%)
50024052 - 54300	Repair/Maintenance Services	1,185	85	955	955	325	700	(26.70%)
50024052 - 54420	Equipment Rental	406	0	350	350	0	0	(100.00%)
50024052 - 55200	General Insurance	138,530	119,831	161,123	161,123	117,014	158,984	(1.33%)
50024052 - 55310	Telephone / Fax/TV	2,277	1,419	1,321	1,862	837	2,627	98.86%
50024052 - 55320	Network / Internet	7,288	9,185	9,350	9,350	5,631	11,850	26.74%
50024052 - 55901	Advertising	0	0	530	530	0	530	0.00%
50024052 - 55903	Travel and Related Costs	1,257	4,765	6,125	6,125	0	6,125	0.00%
50024052 - 55904	Banking / Credit Card Fees	24,461	27,526	25,000	25,000	17,332	25,000	0.00%
50024052 - 55905	Postal Services	3,423	3,578	4,650	4,650	3,050	4,650	0.00%
50024052 - 55906	Membership Dues	11,261	11,148	9,727	9,727	11,452	9,727	0.00%
50024052 - 55908	Employee Moving Costs	0	0	0	0	0	5,000	0.00%
50024052 - 56100	General Supplies	211	356	0	0	45	0	0.00%
50024052 - 56120	Office Supplies	4,642	2,757	2,186	2,186	952	2,186	0.00%
50024052 - 56150	Computer Hardware / Software	4,323	3,301	8,250	8,250	7,410	10,770	30.55%
50024052 - 56220	Electricity	13,388	12,848	9,518	9,518	8,770	9,518	0.00%
50024052 - 56240	Heating Oil	9,883	7,557	8,102	7,552	5,139	7,552	(6.79%)
50024052 - 56260	Gasoline for Vehicles	649	521	1,963	1,963	261	1,963	0.00%
50024052 - 56320	Business Meals	73	37	318	318	0	250	(21.38%)
50024052 - 56330	Food/Bev/Related Emp Apprctn	1,516	1,546	1,623	1,623	994	1,623	0.00%
50024052 - 56400	Books and Periodicals	1,714	340	400	400	75	400	0.00%
50024052 - 57400	Machinery and Equipment	6,850	0	0	0	0	0	0.00%
Operating Expenses		270,396	277,620	341,739	342,083	207,656	344,744	0.88%
50024053 - 57400	Machinery and Equipment	0	0	0	0	0	52,888	0.00%
Capital Outlay		0	0	0	0	0	52,888	0.00%
50024054 - 58100	Depreciation	2,162,429	2,633,618	2,691,411	2,691,411	1,999,804	3,106,060	15.41%
50024054 - 58500	Bad Debt Expense	0	135	0	0	0	0	0.00%
50024054 - 58910	Allocations IN-Debit	139,900	143,923	129,415	129,415	86,277	142,356	10.00%
50024054 - 59100	Interest Expense	1,420,542	1,072,714	1,141,667	1,141,667	616,559	1,082,742	(5.16%)
50024054 - 59400	Issuance Costs	(31,000)	449,154	7,911	7,911	0	0	(100.00%)
Other Expenses		3,691,871	4,299,544	3,970,404	3,970,404	2,702,639	4,331,159	9.09%

City of Unalaska
FY2018 Electric Budget Detail
Expenditures
Draft as of 2/28/2017

Electric Proprietary	FY2015 Actual	FY2016 Actual	FY2017 Original Budget	FY2017 Revised Budget	FY2017 YTD	Proposed Budget	% Chg Original Budget
Total Utility Administration	4,704,085	5,298,500	4,947,737	4,948,080	3,303,901	5,385,519	8.85%

City of Unalaska
FY2018 Electric Budget Detail
Expenditures
Draft as of 2/28/2017

Electric Proprietary		FY2015 Actual	FY2016 Actual	FY2017 Original Budget	FY2017 Revised Budget	FY2017 YTD	Proposed Budget	% Chg Original Budget
Electric Production								
50024151 - 51100	Salaries and Wages	655,473	672,174	670,367	670,367	452,191	687,521	2.56%
50024151 - 51200	Temporary Employees	24,961	0	0	0	0	0	0.00%
50024151 - 51300	Overtime	101,673	87,607	70,781	70,781	29,331	70,782	0.00%
50024151 - 52100	Health Insurance Benefit	105,257	194,232	228,494	228,494	128,150	234,744	2.74%
50024151 - 52200	FICA & Medicare Emplr Match	57,683	54,445	56,468	56,468	36,541	58,014	2.74%
50024151 - 52300	PERS Employer Contribution	504,162	361,564	189,031	189,031	102,843	192,888	2.04%
50024151 - 52400	Unemployment Insurance	3,164	3,071	2,998	2,998	1,334	3,004	0.20%
50024151 - 52500	Workers Compensation	20,083	22,489	24,525	24,525	16,829	26,978	10.00%
50024151 - 52900	Other Employee Benefits	3,590	3,583	4,231	4,231	2,192	4,220	(0.26%)
Personnel Expenses		1,476,047	1,399,164	1,246,895	1,246,895	769,410	1,278,151	2.51%
50024152 - 53240	Engineering/Architectural Svs	0	5,771	6,100	6,313	0	6,100	0.00%
50024152 - 53260	Training Services	1,504	1,462	7,000	7,000	371	6,000	(14.29%)
50024152 - 53300	Other Professional Svs	5,448	13,202	103,000	103,000	36,493	103,000	0.00%
50024152 - 53410	Software / Hardware Support	3,297	5,982	2,750	2,750	685	1,750	(36.36%)
50024152 - 53420	Sampling / Testing	3,582	7,223	4,500	4,500	0	2,500	(44.44%)
50024152 - 53490	Other Technical Services	7,139	50,770	46,000	46,000	600	46,000	0.00%
50024152 - 54110	Water / Sewerage	842	(2,527)	800	800	341	1,200	50.00%
50024152 - 54210	Solid Waste	15,270	9,947	8,000	8,000	1,862	4,000	(50.00%)
50024152 - 54230	Custodial Services/Supplies	9,701	8,400	9,600	9,600	4,900	9,600	0.00%
50024152 - 54300	Repair/Maintenance Services	82,612	175,292	150,000	150,000	48,471	150,000	0.00%
50024152 - 55310	Telephone / Fax/TV	7,393	7,164	10,000	11,020	5,155	10,000	0.00%
50024152 - 55330	Radio	0	0	0	0	0	4,500	0.00%
50024152 - 55901	Advertising	0	0	0	0	0	1,000	0.00%
50024152 - 55903	Travel and Related Costs	6,499	9,292	10,000	10,000	3,449	12,000	20.00%
50024152 - 55906	Membership Dues	0	430	500	500	0	500	0.00%
50024152 - 55907	Permit Fees	43,599	39,894	100,000	133,106	40,234	100,000	0.00%
50024152 - 56100	General Supplies	251,210	250,610	350,000	350,665	109,943	350,000	0.00%
50024152 - 56120	Office Supplies	4,364	2,896	6,000	6,000	0	6,000	0.00%
50024152 - 56150	Computer Hardware / Software	17,791	377	10,000	10,000	888	10,000	0.00%
50024152 - 56230	Propane	814	463	700	700	169	700	0.00%
50024152 - 56240	Heating Oil	11,612	0	0	0	0	0	0.00%
50024152 - 56260	Gasoline for Vehicles	4,300	2,975	3,000	3,000	1,099	3,000	0.00%
50024152 - 56270	Diesel for Equipment	74	60	75	75	36	75	0.00%
50024152 - 56330	Food/Bev/Related Emp Apprctn	642	557	500	500	0	500	0.00%
50024152 - 56500	Genererator Fuel - Diesel	8,325,095	5,538,831	7,084,281	7,084,281	4,725,483	7,226,265	2.00%
50024152 - 56590	Other Purchased Power	0	0	0	0	0	100,000	0.00%
Operating Expenses		8,802,790	6,129,072	7,912,806	7,947,809	4,980,179	8,154,690	3.06%
50024153 - 57400	Machinery and Equipment	0	0	1,267,306	1,267,306	11,091	0	(100.00%)
Capital Outlay		0	0	1,267,306	1,267,306	11,091	0	(100.00%)
Total Electric Production		10,278,838	7,528,236	10,427,007	10,462,010	5,760,681	9,432,841	(9.53%)

City of Unalaska
FY2018 Electric Budget Detail
Expenditures
Draft as of 2/28/2017

Electric Proprietary		FY2015 Actual	FY2016 Actual	FY2017 Original Budget	FY2017 Revised Budget	FY2017 YTD	Proposed Budget	% Chg Original Budget
Electric Line Repair & Maint								
50024251 - 51100	Salaries and Wages	355,567	406,203	548,983	548,983	214,425	476,922	(13.13%)
50024251 - 51300	Overtime	29,012	23,100	50,469	50,469	12,870	49,219	(2.48%)
50024251 - 52100	Health Insurance Benefit	56,482	115,300	195,202	195,202	59,199	169,452	(13.19%)
50024251 - 52200	FICA & Medicare Emplr Match	28,678	31,664	45,644	45,644	17,375	40,257	(11.80%)
50024251 - 52300	PERS Employer Contribution	255,437	201,203	156,697	156,697	49,578	136,859	(12.66%)
50024251 - 52400	Unemployment Insurance	1,556	2,134	2,560	2,560	633	2,170	(15.23%)
50024251 - 52500	Workers Compensation	9,994	12,985	20,531	20,531	8,294	22,584	10.00%
50024251 - 52900	Other Employee Benefits	1,713	2,030	3,575	3,575	1,021	3,047	(14.77%)
Personnel Expenses		738,440	794,620	1,023,661	1,023,661	363,396	900,510	(12.03%)
50024252 - 53240	Engineering/Architectural Svs	0	5,771	15,000	213	0	2,000	(86.67%)
50024252 - 53260	Training Services	1,270	1,656	4,000	4,000	999	4,000	0.00%
50024252 - 53300	Other Professional Svs	2,111	5,021	5,000	38,000	4,808	10,000	100.00%
50024252 - 53410	Software / Hardware Support	0	1,335	750	750	685	750	0.00%
50024252 - 53420	Sampling / Testing	0	0	3,000	3,000	0	1,000	(66.67%)
50024252 - 53430	Survey Services	922	0	0	0	0	0	0.00%
50024252 - 54110	Water / Sewerage	0	0	0	0	100	0	0.00%
50024252 - 54210	Solid Waste	166	1,517	3,000	3,000	1,561	3,000	0.00%
50024252 - 54300	Repair/Maintenance Services	300	2,204	1,552	1,552	649	1,500	(3.35%)
50024252 - 54420	Equipment Rental	5,210	0	1,500	1,500	1,150	1,500	0.00%
50024252 - 54500	Construction Services	0	0	0	6,000	5,800	10,000	0.00%
50024252 - 55310	Telephone / Fax/TV	4,686	4,663	4,700	5,966	2,499	5,700	21.28%
50024252 - 55330	Radio	0	0	0	0	0	13,425	0.00%
50024252 - 55903	Travel and Related Costs	1,672	2,902	11,000	11,000	4,555	11,000	0.00%
50024252 - 55908	Employee Moving Costs	0	5,522	0	0	0	5,000	0.00%
50024252 - 56100	General Supplies	47,826	157,678	190,000	164,223	94,838	167,075	(12.07%)
50024252 - 56110	Sand / Gravel / Rock	720	4,220	9,000	9,000	3,560	9,000	0.00%
50024252 - 56120	Office Supplies	0	658	500	500	220	500	0.00%
50024252 - 56150	Computer Hardware / Software	202	974	1,700	2,775	2,764	3,700	117.65%
50024252 - 56160	Uniforms	0	0	0	0	0	1,500	0.00%
50024252 - 56220	Electricity	1,011	920	1,030	1,030	731	1,000	(2.91%)
50024252 - 56230	Propane	247	172	700	700	169	700	0.00%
50024252 - 56260	Gasoline for Vehicles	2,277	2,335	3,000	3,000	1,509	4,000	33.33%
50024252 - 56270	Diesel for Equipment	3,449	3,677	4,616	4,616	2,382	4,600	(0.35%)
50024252 - 56330	Food/Bev/Related Emp Apprctn	112	0	200	200	0	200	0.00%
50024252 - 56400	Books and Periodicals	0	61	150	150	0	150	0.00%
Operating Expenses		72,181	201,285	260,398	261,175	128,979	261,300	0.35%
Total Electric Line Repair & Maint		810,621	995,905	1,284,059	1,284,837	492,375	1,161,810	(9.52%)

City of Unalaska
FY2018 Electric Budget Detail
Expenditures
Draft as of 2/28/2017

Electric Proprietary		FY2015 Actual	FY2016 Actual	FY2017 Original Budget	FY2017 Revised Budget	FY2017 YTD	Proposed Budget	% Chg Original Budget
Transfers Out								
50029854 - 59940	Transfers To Enterpr Capt Proj	(327,716)	381,876	263,070	263,070	263,070	1,386,668	427.11%
Other Expenses		(327,716)	381,876	263,070	263,070	263,070	1,386,668	427.11%
Total Transfers Out		(327,716)	381,876	263,070	263,070	263,070	1,386,668	427.11%

City of Unalaska
FY2018 Electric Budget Detail
Expenditures
Draft as of 2/28/2017

Electric Proprietary		FY2015 Actual	FY2016 Actual	FY2017 Original Budget	FY2017 Revised Budget	FY2017 YTD	Proposed Budget	% Chg Original Budget
Veh & Equip Maintenance								
50022851 - 51100	Salaries and Wages	13,846	11,839	22,733	22,733	9,332	23,325	2.60%
50022851 - 51300	Overtime	0	240	191	191	107	204	6.81%
50022851 - 52100	Health Insurance Benefit	1,548	3,664	8,718	8,718	3,396	8,959	2.76%
50022851 - 52200	FICA & Medicare Emplr Match	1,059	924	1,754	1,754	722	1,815	3.48%
50022851 - 52300	PERS Employer Contribution	8,315	5,736	5,958	5,958	2,059	6,123	2.77%
50022851 - 52400	Unemployment Insurance	75	72	114	114	38	120	5.26%
50022851 - 52500	Workers Compensation	462	407	916	916	350	1,007	10.00%
50022851 - 52900	Other Employee Benefits	67	64	156	156	48	168	7.69%
Personnel Expenses		25,372	22,947	40,540	40,540	16,052	41,721	2.91%
50022852 - 54300	Repair/Maintenance Services	0	0	2,000	2,000	0	2,000	0.00%
50022852 - 56100	General Supplies	255	0	500	500	2,215	500	0.00%
50022852 - 56130	Machinery / Vehicle Parts	13,051	7,991	15,000	15,000	10,950	15,000	0.00%
Operating Expenses		13,306	7,991	17,500	17,500	13,165	17,500	0.00%
Total Veh & Equip Maintenance		38,678	30,938	58,040	58,040	29,218	59,221	2.04%

City of Unalaska
FY2018 Electric Budget Detail
Expenditures
Draft as of 2/28/2017

Electric Proprietary		FY2015 Actual	FY2016 Actual	FY2017 Original Budget	FY2017 Revised Budget	FY2017 YTD	Proposed Budget	% Chg Original Budget
Facilities Maintenance								
50022951 - 51100	Salaries and Wages	22,362	40,647	35,575	35,575	14,984	33,273	(6.47%)
50022951 - 51200	Temporary Employees	418	940	0	2,000	1,611	0	0.00%
50022951 - 51300	Overtime	132	235	504	504	27	120	(76.19%)
50022951 - 52100	Health Insurance Benefit	3,111	10,556	12,892	12,892	5,001	13,430	4.17%
50022951 - 52200	FICA & Medicare Emplr Match	1,753	3,199	2,762	2,762	1,272	2,564	(7.17%)
50022951 - 52300	PERS Employer Contribution	14,713	18,701	9,067	9,067	2,964	8,697	(4.08%)
50022951 - 52400	Unemployment Insurance	114	169	168	168	62	179	6.55%
50022951 - 52500	Workers Compensation	767	1,300	1,293	1,293	578	1,423	10.00%
50022951 - 52900	Other Employee Benefits	106	235	224	224	74	240	7.14%
Personnel Expenses		43,476	75,983	62,485	64,485	26,574	59,926	(4.10%)
50022952 - 54300	Repair/Maintenance Services	50,847	17,133	243,740	233,740	3,380	346,240	42.05%
50022952 - 54500	Construction Services	0	0	2,000	2,000	0	2,000	0.00%
50022952 - 56100	General Supplies	428	10,109	8,343	8,343	25	8,343	0.00%
50022952 - 56140	Facility Maintenance Supplies	17,690	10,194	13,643	21,643	18,789	21,643	58.64%
Operating Expenses		68,965	37,436	267,726	265,726	22,194	378,226	41.27%
Total Facilities Maintenance		112,441	113,419	330,211	330,211	48,768	438,152	32.69%

City of Unalaska
FY2018 Water Budget Summary
Draft as of 2/28/2017

Water Proprietary	FY2015 Actual	FY2016 Actual	FY2017 Original Budget	FY2017 Revised Budget	FY2017 YTD	Proposed Budget	% Chg Original Budget
REVENUES							
Intergovernmental	248,055	43,261	25,461	25,461	0	25,461	0.00%
Charges for Services	2,560,104	2,878,194	2,560,141	2,560,141	1,871,993	2,560,141	0.00%
Assessments	36	19	418	418	0	418	0.00%
Non-recurring Revenues	0	(141,100)	321,204	321,204	0	519,665	61.79%
Total Revenues	2,808,196	2,780,373	2,907,224	2,907,224	1,871,993	3,105,685	6.39%
EXPENDITURES							
Utility Administration	1,410,277	1,318,550	1,662,186	1,662,252	1,068,496	1,719,536	3.45%
Water Operations	1,056,304	1,171,267	1,297,749	1,326,672	626,974	1,246,267	(3.97%)
Transfers Out	(365,853)	525,000	(128,033)	(128,033)	(128,033)	21,600	(116.87%)
Veh & Equip Maintenance	19,938	14,753	33,644	33,644	12,029	34,366	2.14%
Facilities Maintenance	50,290	59,186	41,678	41,678	15,832	83,917	101.35%
Total Expenditures	2,170,956	3,088,756	2,907,224	2,936,213	1,595,297	3,105,685	6.39%
Water Proprietary Fund Net	637,240	(308,383)	0	(28,989)	276,696	0	

	Personnel Expenses	Operating Expenses	Capital Outlay	Other Expenses	Proposed Budget	% of Fund
EXPENDITURES						
Utility Administration	394,213	137,025	2,988	1,185,311	1,719,536	55.37%
Water Operations	712,487	483,880	49,900	0	1,246,267	40.13%
Veh & Equip Maintenance	24,366	10,000	0	0	34,366	1.11%
Facilities Maintenance	19,462	64,455	0	0	83,917	2.70%
Total Operating Expenditures	1,150,527	695,360	52,888	1,185,311	3,084,085	
Transfers Out	0	0	0	21,600	21,600	0.70%
	0	0	0	21,600	21,600	

City of Unalaska
FY2018 Water Budget Detail
Revenues
Draft as of 2/28/2017

Water Proprietary		FY2015 Actual	FY2016 Actual	FY2017 Original Budget	FY2017 Revised Budget	FY2017 YTD	Proposed Budget	% Chg Original Budget
Intergovernmental								
51015541 - 42355	PERS Nonemployer Contributions	0	43,261	0	0	0	25,461	0.00%
51015541 - 42359	Other State Revenue	248,055	0	25,461	25,461	0	0	(100.00%)
Total Intergovernmental		248,055	43,261	25,461	25,461	0	25,461	0.00%
Charges for Services								
51015542 - 44210	Unmetered Water Sales	148,462	157,776	158,393	158,393	104,782	158,393	0.00%
51015542 - 44220	Metered Water Consumption	2,395,499	2,703,994	2,373,486	2,373,486	1,764,122	2,373,486	0.00%
51015542 - 44260	System Development Chgs	0	0	3,109	3,109	0	3,109	0.00%
51015542 - 44270	Other Services	15,550	15,847	23,513	23,513	2,838	23,513	0.00%
51015542 - 44280	Late Fees	593	577	1,640	1,640	252	1,640	0.00%
Total Charges for Services		2,560,104	2,878,194	2,560,141	2,560,141	1,871,993	2,560,141	0.00%
Assessments								
51015544 - 46513	Special Assess Pen & Int	36	19	418	418	0	418	0.00%
Total Assessments		36	19	418	418	0	418	0.00%
Non-recurring Revenues								
51015549 - 49400	Gain-loss on Sale of Fixed Ass	0	(141,100)	0	0	0	0	0.00%
51015549 - 49910	Bdgtd Use of Unrest. Net Asset	0	0	321,204	321,204	0	519,665	61.79%
Total Non-recurring Revenues		0	(141,100)	321,204	321,204	0	519,665	61.79%
Water Fund Total Revenues		2,808,196	2,780,373	2,907,224	2,907,224	1,871,993	3,105,685	6.83%

City of Unalaska
FY2018 Water Budget Detail
Expenditures
Draft as of 2/28/2017

Water Proprietary		FY2015 Actual	FY2016 Actual	FY2017 Original Budget	FY2017 Revised Budget	FY2017 YTD	Proposed Budget	% Chg Original Budget
Utility Administration								
51024051 - 51100	Salaries and Wages	205,553	209,545	216,455	216,455	143,041	224,200	3.58%
51024051 - 51200	Temporary Employees	3,488	4,722	1,761	1,761	509	1,436	(18.46%)
51024051 - 51300	Overtime	2,529	1,044	532	532	526	615	15.60%
51024051 - 52100	Health Insurance Benefit	39,312	69,725	84,737	84,737	48,802	87,075	2.76%
51024051 - 52200	FICA & Medicare Emplr Match	16,014	16,407	16,553	16,553	10,877	17,268	4.32%
51024051 - 52300	PERS Employer Contribution	135,583	116,296	56,281	56,281	31,029	58,158	3.34%
51024051 - 52400	Unemployment Insurance	1,103	1,114	1,122	1,122	536	1,130	0.71%
51024051 - 52500	Workers Compensation	2,563	3,079	3,523	3,523	2,409	3,875	10.00%
51024051 - 52900	Other Employee Benefits	274	351	437	437	237	456	4.35%
Personnel Expenses		406,418	422,286	381,401	381,401	237,965	394,213	3.36%
51024052 - 53230	Legal Services	42	0	1,000	1,000	0	1,000	0.00%
51024052 - 53240	Engineering/Architectural Svs	3,266	1,770	1,100	1,100	1,222	1,100	0.00%
51024052 - 53260	Training Services	375	518	850	850	562	1,000	17.65%
51024052 - 53264	Education Reimbursement	0	0	0	0	0	2,500	0.00%
51024052 - 53300	Other Professional Svs	3,106	1,937	4,000	9,000	1,818	1,500	(62.50%)
51024052 - 53410	Software / Hardware Support	13,501	15,384	17,297	17,297	14,185	18,104	4.67%
51024052 - 54110	Water / Sewerage	567	580	417	417	492	500	20.01%
51024052 - 54210	Solid Waste	1,215	1,340	1,117	1,184	893	1,060	(5.10%)
51024052 - 54230	Custodial Services/Supplies	4,016	3,403	4,509	4,509	1,900	4,885	8.34%
51024052 - 54300	Repair/Maintenance Services	1,185	85	850	850	325	525	(38.24%)
51024052 - 54420	Equipment Rental	209	0	250	250	0	0	(100.00%)
51024052 - 55200	General Insurance	12,974	31,365	70,621	70,621	26,440	45,853	(35.07%)
51024052 - 55310	Telephone / Fax/TV	873	774	1,321	1,321	648	950	(28.08%)
51024052 - 55320	Network / Internet	5,830	7,348	7,200	7,200	4,505	9,200	27.78%
51024052 - 55901	Advertising	0	0	0	0	332	332	0.00%
51024052 - 55903	Travel and Related Costs	2,929	469	4,000	4,000	2,689	4,000	0.00%
51024052 - 55904	Banking / Credit Card Fees	4,643	5,231	4,087	4,087	3,300	4,087	0.01%
51024052 - 55905	Postal Services	3,740	3,475	4,095	4,095	2,675	4,100	0.12%
51024052 - 55906	Membership Dues	184	201	350	350	208	250	(28.57%)
51024052 - 55908	Employee Moving Costs	0	0	3,000	0	0	5,000	66.67%
51024052 - 56100	General Supplies	131	90	200	200	10	200	0.00%
51024052 - 56120	Office Supplies	2,370	1,707	2,186	1,986	1,002	1,200	(45.11%)
51024052 - 56150	Computer Hardware / Software	3,526	2,924	9,100	9,100	5,928	8,616	(5.32%)
51024052 - 56220	Electricity	13,388	12,848	9,518	9,518	8,770	9,600	0.86%
51024052 - 56240	Heating Oil	9,883	7,557	8,102	6,002	5,139	8,100	(0.02%)
51024052 - 56260	Gasoline for Vehicles	649	521	1,963	1,963	261	1,963	0.00%
51024052 - 56320	Business Meals	0	0	200	200	37	200	0.00%
51024052 - 56330	Food/Bev/Related Emp Apprctn	1,298	1,163	1,050	1,050	777	1,000	(4.76%)
51024052 - 56400	Books and Periodicals	120	122	600	600	75	200	(66.67%)
Operating Expenses		90,021	100,811	158,982	158,749	84,192	137,025	(13.81%)
51024053 - 57400	Machinery and Equipment	0	0	0	0	0	2,988	0.00%
Capital Outlay		0	0	0	0	0	2,988	0.00%
51024054 - 58100	Depreciation	893,616	774,555	1,102,408	1,102,408	733,256	1,109,040	0.60%
51024054 - 58500	Bad Debt Expense	0	60	0	0	0	0	0.00%
51024054 - 58910	Allocations IN-Debit	19,201	20,517	19,395	19,395	12,930	21,335	10.00%
51024054 - 59100	Interest Expense	1,021	321	0	300	153	54,936	0.00%
Other Expenses		913,838	795,452	1,121,803	1,122,103	746,339	1,185,311	5.66%
Total Utility Administration		1,410,277	1,318,550	1,662,186	1,662,252	1,068,496	1,719,536	3.45%

City of Unalaska
FY2018 Water Budget Detail
Expenditures
Draft as of 2/28/2017

Water Proprietary		FY2015 Actual	FY2016 Actual	FY2017 Original Budget	FY2017 Revised Budget	FY2017 YTD	Proposed Budget	% Chg Original Budget
Water Operations								
51024351 - 51100	Salaries and Wages	328,499	357,904	345,173	345,173	207,335	350,685	1.60%
51024351 - 51200	Temporary Employees	47,957	30,772	61,069	61,069	39,318	55,204	(9.60%)
51024351 - 51300	Overtime	16,382	22,828	32,624	32,624	12,638	32,624	0.00%
51024351 - 52100	Health Insurance Benefit	56,299	104,011	121,056	121,056	62,912	124,368	2.74%
51024351 - 52200	FICA & Medicare Emplr Match	30,022	31,375	33,478	33,478	19,824	33,553	0.22%
51024351 - 52300	PERS Employer Contribution	222,120	210,371	96,226	96,226	47,610	99,479	3.38%
51024351 - 52400	Unemployment Insurance	2,118	1,906	2,199	2,199	1,114	2,144	(2.50%)
51024351 - 52500	Workers Compensation	8,486	8,235	10,598	10,598	6,420	11,658	10.00%
51024351 - 52900	Other Employee Benefits	2,227	2,204	2,741	2,741	1,350	2,772	1.13%
Personnel Expenses		714,110	769,605	705,164	705,164	398,522	712,487	1.04%
51024352 - 53240	Engineering/Architectural Svs	14,228	188	6,000	1,000	0	6,000	0.00%
51024352 - 53260	Training Services	3,894	14,335	5,900	3,400	2,002	5,000	(15.25%)
51024352 - 53300	Other Professional Svs	19,747	46,977	126,500	151,875	4,623	30,500	(75.89%)
51024352 - 53410	Software / Hardware Support	3,006	495	3,250	3,750	3,476	7,550	132.31%
51024352 - 53420	Sampling / Testing	25,908	32,861	33,160	33,160	17,620	34,760	4.83%
51024352 - 53430	Survey Services	0	25,950	0	0	0	0	0.00%
51024352 - 54210	Solid Waste	4,098	3,262	3,000	3,000	1,972	3,200	6.67%
51024352 - 54300	Repair/Maintenance Services	74	1,680	15,000	13,000	4,991	15,000	0.00%
51024352 - 54500	Construction Services	4,800	5,970	10,000	9,500	0	22,000	120.00%
51024352 - 55310	Telephone / Fax/TV	5,128	4,577	3,550	5,974	2,865	5,550	56.34%
51024352 - 55320	Network / Internet	480	0	1,000	1,000	0	1,000	0.00%
51024352 - 55330	Radio	0	0	400	400	0	8,600	2,050.00%
51024352 - 55901	Advertising	0	0	1,000	1,000	0	300	(70.00%)
51024352 - 55903	Travel and Related Costs	8,554	3,855	5,010	7,510	3,143	6,070	21.16%
51024352 - 55906	Membership Dues	851	1,819	900	900	435	900	0.00%
51024352 - 55907	Permit Fees	636	795	550	550	0	550	0.00%
51024352 - 56100	General Supplies	136,242	76,004	129,600	156,623	74,384	125,100	(3.47%)
51024352 - 56110	Sand / Gravel / Rock	0	0	5,000	5,000	0	5,000	0.00%
51024352 - 56115	Chemicals	27,894	18,523	10,200	10,200	11,988	10,200	0.00%
51024352 - 56120	Office Supplies	128	19	600	600	290	600	0.00%
51024352 - 56150	Computer Hardware / Software	1,135	7,979	10,000	100	96	10,000	0.00%
51024352 - 56220	Electricity	66,962	137,365	128,000	128,000	86,724	150,000	17.19%
51024352 - 56230	Propane	165	1,735	1,500	1,500	1,359	1,500	0.00%
51024352 - 56240	Heating Oil	10,311	12,466	32,625	24,625	9,818	26,600	(18.47%)
51024352 - 56260	Gasoline for Vehicles	6,507	4,306	7,200	6,200	2,295	6,500	(9.72%)
51024352 - 56270	Diesel for Equipment	631	252	1,200	1,200	372	1,000	(16.67%)
51024352 - 56320	Business Meals	0	250	0	0	0	0	0.00%
51024352 - 56330	Food/Bev/Related Emp Apprctn	50	0	0	0	0	0	0.00%
51024352 - 56400	Books and Periodicals	766	0	330	330	0	400	21.21%
Operating Expenses		342,194	401,662	541,475	570,397	228,451	483,880	(10.64%)
51024353 - 57400	Machinery and Equipment	0	0	51,110	51,110	0	49,900	(2.37%)
Capital Outlay		0	0	51,110	51,110	0	49,900	(2.37%)
Total Water Operations		1,056,304	1,171,267	1,297,749	1,326,672	626,974	1,246,267	(3.97%)

City of Unalaska
FY2018 Water Budget Detail
Expenditures
Draft as of 2/28/2017

Water Proprietary		FY2015 Actual	FY2016 Actual	FY2017 Original Budget	FY2017 Revised Budget	FY2017 YTD	Proposed Budget	% Chg Original Budget
Transfers Out								
51029854 - 59940	Transfers To Enterpr Capt Proj	(365,853)	525,000	(128,033)	(128,033)	(128,033)	21,600	(116.87%)
Other Expenses		(365,853)	525,000	(128,033)	(128,033)	(128,033)	21,600	(116.87%)
Total Transfers Out		(365,853)	525,000	(128,033)	(128,033)	(128,033)	21,600	(116.87%)

City of Unalaska
FY2018 Water Budget Detail
Expenditures
Draft as of 2/28/2017

Water Proprietary		FY2015 Actual	FY2016 Actual	FY2017 Original Budget	FY2017 Revised Budget	FY2017 YTD	Proposed Budget	% Chg Original Budget
Veh & Equip Maintenance								
51022851 - 51100	Salaries and Wages	7,751	5,638	13,261	13,261	5,974	13,607	2.61%
51022851 - 51300	Overtime	0	133	112	112	0	120	7.14%
51022851 - 52100	Health Insurance Benefit	1,521	2,275	5,082	5,082	1,565	5,229	2.89%
51022851 - 52200	FICA & Medicare Emplr Match	593	441	1,024	1,024	457	1,065	4.00%
51022851 - 52300	PERS Employer Contribution	4,628	3,268	3,475	3,475	1,304	3,577	2.94%
51022851 - 52400	Unemployment Insurance	35	38	66	66	26	78	18.18%
51022851 - 52500	Workers Compensation	253	204	534	534	223	588	10.00%
51022851 - 52900	Other Employee Benefits	37	27	90	90	31	102	13.33%
Personnel Expenses		14,819	12,024	23,644	23,644	9,580	24,366	3.05%
51022852 - 56100	General Supplies	0	95	0	0	0	0	0.00%
51022852 - 56130	Machinery / Vehicle Parts	5,119	2,634	10,000	10,000	2,449	10,000	0.00%
Operating Expenses		5,119	2,729	10,000	10,000	2,449	10,000	0.00%
Total Veh & Equip Maintenance		19,938	14,753	33,644	33,644	12,029	34,366	2.14%

City of Unalaska
FY2018 Water Budget Detail
Expenditures
Draft as of 2/28/2017

Water Proprietary		FY2015 Actual	FY2016 Actual	FY2017 Original Budget	FY2017 Revised Budget	FY2017 YTD	Proposed Budget	% Chg Original Budget
Facilities Maintenance								
51022951 - 51100	Salaries and Wages	5,186	26,217	11,544	11,544	5,192	10,804	(6.41%)
51022951 - 51200	Temporary Employees	0	479	0	0	378	0	0.00%
51022951 - 51300	Overtime	0	312	128	128	7	33	(74.22%)
51022951 - 52100	Health Insurance Benefit	700	11,260	4,171	4,171	1,707	4,357	4.46%
51022951 - 52200	FICA & Medicare Emplr Match	397	2,066	890	890	427	842	(5.39%)
51022951 - 52300	PERS Employer Contribution	3,330	14,772	2,933	2,933	1,034	2,823	(3.75%)
51022951 - 52400	Unemployment Insurance	28	56	56	56	17	59	5.36%
51022951 - 52500	Workers Compensation	161	901	419	419	195	461	10.00%
51022951 - 52900	Other Employee Benefits	23	179	72	72	24	83	15.28%
Personnel Expenses		9,824	56,242	20,213	20,213	8,981	19,462	(3.72%)
51022952 - 54300	Repair/Maintenance Services	38,657	2,127	2,000	2,000	2,871	44,990	2,149.50%
51022952 - 54500	Construction Services	0	0	1,000	1,000	0	1,000	0.00%
51022952 - 56100	General Supplies	202	219	1,000	1,000	1,166	1,000	0.00%
51022952 - 56140	Facility Maintenance Supplies	1,608	598	17,465	17,465	2,813	17,465	0.00%
Operating Expenses		40,466	2,944	21,465	21,465	6,850	64,455	200.28%
Total Facilities Maintenance		50,290	59,186	41,678	41,678	15,832	83,917	101.35%

City of Unalaska
FY2018 Wastewater Budget Summary
Draft as of 2/28/2017

Wastewater Proprietary	FY2015 Actual	FY2016 Actual	FY2017 Original Budget	FY2017 Revised Budget	FY2017 YTD	Proposed Budget	% Chg Original Budget
REVENUES							
Intergovernmental	203,802	38,086	21,487	21,487	0	21,487	0.00%
Charges for Services	2,260,023	2,372,355	2,343,595	2,343,595	1,605,811	2,507,646	7.00%
Assessments	2,157	374	2,172	2,172	0	2,172	0.00%
Non-recurring Revenues	0	0	1,813,370	1,813,370	0	503,418	(72.24%)
Total Revenues	2,465,982	2,410,815	4,180,624	4,180,624	1,605,811	3,034,723	(37.76%)
EXPENDITURES							
Utility Administration	950,609	1,090,452	1,889,007	1,889,052	1,202,902	1,940,725	2.74%
Wastewater Operations	907,355	1,364,869	2,042,260	2,044,196	896,537	2,073,468	1.53%
Transfers Out	633	0	181,377	181,377	181,377	0	(100.00%)
Veh & Equip Maintenance	25,940	32,267	27,061	27,061	9,190	27,632	2.11%
Facilities Maintenance	24,836	29,969	40,918	40,918	25,765	65,054	58.99%
Total Expenditures	1,909,374	2,517,556	4,180,623	4,182,604	2,315,772	4,106,879	(1.80%)
Transfers In	0	0	0	0	0	1,072,156	0.00%
Wastewater Proprietary Fund Net	556,608	(106,741)	0	(1,980)	(709,961)	0	

	Personnel Expenses	Operating Expenses	Capital Outlay	Other Expenses	Proposed Budget	% of Fund
EXPENDITURES						
Utility Administration	329,966	131,830	2,988	1,475,941	1,940,725	47.26%
Wastewater Operations	993,718	1,079,750	0	0	2,073,468	50.49%
Veh & Equip Maintenance	19,157	8,475	0	0	27,632	0.67%
Facilities Maintenance	23,377	41,677	0	0	65,054	1.58%
Total Operating Expenditures	1,366,218	1,261,732	2,988	1,475,941	4,106,879	
Transfers Out	0	0	0	0	0	0.00%
	0	0	0	0	0	

City of Unalaska
FY2018 Wastewater Budget Detail
Revenues
Draft as of 2/28/2017

Wastewater Proprietary		FY2015 Actual	FY2016 Actual	FY2017 Original Budget	FY2017 Revised Budget	FY2017 YTD	Proposed Budget	% Chg Original Budget
Intergovernmental								
52016041 - 42355	PERS Nonemployer Contributions	0	38,086	0	0	0	21,487	0.00%
52016041 - 42359	Other State Revenue	203,802	0	21,487	21,487	0	0	(100.00%)
Total Intergovernmental		203,802	38,086	21,487	21,487	0	21,487	0.00%
Charges for Services								
52016042 - 44310	Unmetered Wastewater Sales	381,025	431,943	433,654	433,654	287,040	464,010	7.00%
52016042 - 44320	Metered Commercial Sales	1,778,681	1,825,364	1,815,874	1,815,874	1,184,846	1,942,985	7.00%
52016042 - 44330	Metered Industrial Sales	57,638	66,327	41,360	41,360	68,154	44,255	7.00%
52016042 - 44340	Vactor Services	38,657	36,783	44,081	44,081	38,758	47,167	7.00%
52016042 - 44370	Other Services	2,942	10,619	7,131	7,131	26,300	7,630	7.00%
52016042 - 44380	Late Fees	1,079	1,320	1,495	1,495	713	1,599	6.96%
Total Charges for Services		2,260,023	2,372,355	2,343,595	2,343,595	1,605,811	2,507,646	7.00%
Assessments								
52016044 - 46513	Special Assess Pen & Int	2,157	374	2,172	2,172	0	2,172	0.00%
Total Assessments		2,157	374	2,172	2,172	0	2,172	0.00%
52019848 - 49110	Transfers From Spec Rev Fnd	0	0	0	0	0	1,072,156	0.00%
Total Other Financing Sources		0	0	0	0	0	1,072,156	0.00%
Non-recurring Revenues								
52016049 - 49910	Bdgtd Use of Unrest. Net Asset	0	0	1,813,370	1,813,370	0	503,418	(72.24%)
Total Non-recurring Revenues		0	0	1,813,370	1,813,370	0	503,418	(72.24%)
Wastewater Fund Total Revenues		2,465,982	2,410,815	4,180,624	4,180,624	1,605,811	4,106,879	(1.76%)

City of Unalaska
FY2018 Wastewater Budget Detail
Expenditures
Draft as of 2/28/2017

Wastewater Proprietary		FY2015 Actual	FY2016 Actual	FY2017 Original Budget	FY2017 Revised Budget	FY2017 YTD	Proposed Budget	% Chg Original Budget
Utility Administration								
52024051 - 51100	Salaries and Wages	161,935	167,053	181,360	181,360	120,416	187,555	3.42%
52024051 - 51200	Temporary Employees	2,440	3,595	1,761	1,761	509	1,436	(18.46%)
52024051 - 51300	Overtime	1,599	748	256	406	409	342	33.59%
52024051 - 52100	Health Insurance Benefit	31,291	56,217	70,750	70,750	40,972	72,707	2.77%
52024051 - 52200	FICA & Medicare Emplr Match	12,595	13,062	13,844	13,844	9,126	14,422	4.18%
52024051 - 52300	PERS Employer Contribution	107,294	103,444	47,163	47,163	26,161	48,672	3.20%
52024051 - 52400	Unemployment Insurance	890	904	935	935	444	942	0.75%
52024051 - 52500	Workers Compensation	2,242	2,747	3,210	3,210	2,172	3,530	10.00%
52024051 - 52900	Other Employee Benefits	213	277	344	344	187	360	4.65%
Personnel Expenses		320,499	348,047	319,623	319,773	200,394	329,966	3.24%
52024052 - 53230	Legal Services	28,634	21,000	7,000	5,000	1,208	4,000	(42.86%)
52024052 - 53240	Engineering/Architectural Svs	2,450	1,327	3,500	3,500	807	1,200	(65.71%)
52024052 - 53260	Training Services	0	518	1,000	1,000	562	1,000	0.00%
52024052 - 53264	Education Reimbursement	0	0	0	0	0	10,656	0.00%
52024052 - 53300	Other Professional Svs	3,071	1,737	3,733	8,733	1,818	3,733	0.00%
52024052 - 53410	Software / Hardware Support	11,830	13,461	15,135	15,135	12,412	15,841	4.66%
52024052 - 54110	Water / Sewerage	284	571	417	417	246	417	0.09%
52024052 - 54210	Solid Waste	631	696	1,117	1,161	467	1,117	0.00%
52024052 - 54230	Custodial Services/Supplies	2,677	2,269	4,509	4,509	1,266	4,509	0.00%
52024052 - 54300	Repair/Maintenance Services	1,185	85	1,000	1,000	325	1,000	0.00%
52024052 - 54420	Equipment Rental	153	0	150	150	0	0	(100.00%)
52024052 - 55200	General Insurance	7,167	38,400	95,856	60,806	21,731	45,589	(52.44%)
52024052 - 55310	Telephone / Fax/TV	867	760	1,321	1,321	623	1,321	0.00%
52024052 - 55320	Network / Internet	5,102	6,429	6,300	6,300	3,942	8,050	27.78%
52024052 - 55903	Travel and Related Costs	0	469	2,500	2,500	0	2,500	0.00%
52024052 - 55904	Banking / Credit Card Fees	2,322	2,616	2,000	2,000	1,650	2,000	0.00%
52024052 - 55905	Postal Services	2,000	2,016	1,710	1,710	1,140	1,710	0.00%
52024052 - 56100	General Supplies	116	115	200	200	25	200	0.00%
52024052 - 56120	Office Supplies	2,235	1,588	2,186	2,186	902	2,186	0.00%
52024052 - 56150	Computer Hardware / Software	3,127	2,935	18,775	18,775	5,187	7,539	(59.85%)
52024052 - 56220	Electricity	6,694	6,424	9,518	9,518	4,385	6,300	(33.81%)
52024052 - 56240	Heating Oil	9,883	7,557	8,102	5,002	5,139	8,102	0.00%
52024052 - 56260	Gasoline for Vehicles	649	521	1,963	1,963	261	1,960	(0.15%)
52024052 - 56320	Business Meals	0	0	200	200	0	200	0.00%
52024052 - 56330	Food/Bev/Related Emp Apprctn	1,178	900	1,000	1,000	877	500	(50.00%)
52024052 - 56400	Books and Periodicals	120	122	500	500	75	200	(60.00%)
Operating Expenses		92,373	112,516	189,692	154,586	65,046	131,830	(30.50%)
52024053 - 57400	Machinery and Equipment	0	0	0	0	0	2,988	0.00%
Capital Outlay		0	0	0	0	0	2,988	0.00%
52024054 - 58100	Depreciation	516,985	562,580	1,360,568	1,360,568	892,242	1,339,168	(1.57%)
52024054 - 58500	Bad Debt Expense	0	162	0	0	0	0	0.00%
52024054 - 58910	Allocations IN-Debit	16,439	16,379	17,754	17,754	11,836	19,530	10.00%
52024054 - 59100	Interest Expense	4,313	50,767	1,371	36,371	33,384	117,243	8,451.65%
Other Expenses		537,738	629,888	1,379,693	1,414,693	937,462	1,475,941	6.98%
Total Utility Administration		950,609	1,090,452	1,889,007	1,889,052	1,202,902	1,940,725	2.74%

City of Unalaska
FY2018 Wastewater Budget Detail
Expenditures
Draft as of 2/28/2017

Wastewater Proprietary		FY2015 Actual	FY2016 Actual	FY2017 Original Budget	FY2017 Revised Budget	FY2017 YTD	Proposed Budget	% Chg Original Budget
Wastewater Operations								
52024551 - 51100	Salaries and Wages	282,853	351,663	495,538	495,538	319,105	514,192	3.76%
52024551 - 51200	Temporary Employees	20,511	31,644	54,122	54,122	8,840	55,204	2.00%
52024551 - 51300	Overtime	4,130	15,466	35,000	35,000	4,722	35,000	0.00%
52024551 - 52100	Health Insurance Benefit	43,361	102,802	181,584	181,584	102,922	186,552	2.74%
52024551 - 52200	FICA & Medicare Emplr Match	23,514	30,486	44,725	44,725	25,439	46,244	3.40%
52024551 - 52300	PERS Employer Contribution	180,435	221,539	131,777	131,777	66,463	135,351	2.71%
52024551 - 52400	Unemployment Insurance	1,556	1,989	2,924	2,924	1,382	2,940	0.55%
52024551 - 52500	Workers Compensation	6,159	8,084	13,559	13,559	7,922	14,915	10.00%
52024551 - 52900	Other Employee Benefits	1,672	2,040	3,281	3,281	1,242	3,320	1.19%
Personnel Expenses		564,191	765,713	962,510	962,510	538,038	993,718	3.24%
52024552 - 53240	Engineering/Architectural Svs	0	0	12,000	12,000	0	12,000	0.00%
52024552 - 53260	Training Services	536	882	5,100	5,100	1,266	1,500	(70.59%)
52024552 - 53300	Other Professional Svs	2,223	6,940	106,200	106,200	3,204	108,100	1.79%
52024552 - 53410	Software / Hardware Support	733	0	11,250	11,250	0	6,000	(46.67%)
52024552 - 53420	Sampling / Testing	10,650	45,073	28,100	29,337	8,641	14,400	(48.75%)
52024552 - 54110	Water / Sewerage	1,203	4,205	3,200	3,200	7,639	11,000	243.75%
52024552 - 54210	Solid Waste	14,243	91,517	137,000	137,000	67,675	135,350	(1.20%)
52024552 - 54300	Repair/Maintenance Services	0	1,306	5,000	5,000	841	5,000	0.00%
52024552 - 54420	Equipment Rental	0	0	1,000	1,000	0	1,000	0.00%
52024552 - 54500	Construction Services	9,000	2,500	5,000	5,000	6,284	6,500	30.00%
52024552 - 55310	Telephone / Fax/TV	4,668	5,174	8,500	9,015	4,022	9,000	5.88%
52024552 - 55330	Radio	0	0	200	200	0	3,000	1,400.00%
52024552 - 55901	Advertising	0	0	500	500	0	250	(50.00%)
52024552 - 55903	Travel and Related Costs	2,404	1,533	7,200	7,200	1,658	7,200	0.00%
52024552 - 55905	Postal Services	0	0	200	200	0	50	(75.00%)
52024552 - 55906	Membership Dues	0	773	350	350	200	500	42.86%
52024552 - 55907	Permit Fees	1,680	1,680	1,800	1,800	2,520	2,600	44.44%
52024552 - 56100	General Supplies	49,169	56,414	108,300	108,484	27,297	108,725	0.39%
52024552 - 56108	Lab Supplies	0	0	0	0	0	14,200	0.00%
52024552 - 56115	Chemicals	43,387	184,183	355,400	355,400	102,469	350,700	(1.32%)
52024552 - 56120	Office Supplies	0	121	450	450	296	650	44.44%
52024552 - 56150	Computer Hardware / Software	1,017	3,150	0	650	640	1,000	0.00%
52024552 - 56220	Electricity	150,456	124,536	154,000	154,000	71,338	154,000	0.00%
52024552 - 56230	Propane	2,252	447	7,500	7,500	2,778	7,500	0.00%
52024552 - 56240	Heating Oil	45,172	66,566	113,300	112,650	47,998	112,650	(0.57%)
52024552 - 56260	Gasoline for Vehicles	2,214	1,559	5,400	5,400	1,113	4,575	(15.28%)
52024552 - 56270	Diesel for Equipment	1,745	527	2,500	2,500	620	2,000	(20.00%)
52024552 - 56330	Food/Bev/Related Emp Apprctn	50	0	300	300	0	300	0.00%
52024552 - 56400	Books and Periodicals	363	68	0	0	0	0	0.00%
Operating Expenses		343,164	599,156	1,079,750	1,081,686	358,500	1,079,750	0.00%
Total Wastewater Operations		907,355	1,364,869	2,042,260	2,044,196	896,537	2,073,468	1.53%

City of Unalaska
FY2018 Wastewater Budget Detail
Expenditures
Draft as of 2/28/2017

Wastewater Proprietary	FY2015 Actual	FY2016 Actual	FY2017 Original Budget	FY2017 Revised Budget	FY2017 YTD	Proposed Budget	% Chg Original Budget
Transfers Out							
52029854 - 59940 Transfers To Enterpr Capt Proj	633	0	181,377	181,377	181,377	0	(100.00%)
Other Expenses	633	0	181,377	181,377	181,377	0	(100.00%)
Total Transfers Out	633	0	181,377	181,377	181,377	0	(100.00%)

City of Unalaska
FY2018 Wastewater Budget Detail
Expenditures
Draft as of 2/28/2017

Wastewater Proprietary		FY2015 Actual	FY2016 Actual	FY2017 Original Budget	FY2017 Revised Budget	FY2017 YTD	Proposed Budget	% Chg Original Budget
Veh & Equip Maintenance								
52022851 - 51100	Salaries and Wages	10,194	11,037	10,421	10,421	3,719	10,694	2.62%
52022851 - 51300	Overtime	0	0	88	88	0	96	9.09%
52022851 - 52100	Health Insurance Benefit	1,177	4,561	3,995	3,995	1,108	4,110	2.88%
52022851 - 52200	FICA & Medicare Emplr Match	780	844	803	803	285	837	4.23%
52022851 - 52300	PERS Employer Contribution	6,428	6,966	2,733	2,733	810	2,814	2.96%
52022851 - 52400	Unemployment Insurance	50	52	54	54	17	60	11.11%
52022851 - 52500	Workers Compensation	321	404	420	420	138	462	10.00%
52022851 - 52900	Other Employee Benefits	58	68	72	72	18	84	16.67%
Personnel Expenses		19,008	23,932	18,586	18,586	6,094	19,157	3.07%
52022852 - 53300	Other Professional	0	582	0	0	0	0	0.00%
52022852 - 54300	Repair/Maintenance Services	0	0	300	300	0	300	0.00%
52022852 - 56100	General Supplies	0	0	675	675	0	675	0.00%
52022852 - 56130	Machinery / Vehicle Parts	6,932	7,753	7,500	7,500	3,097	7,500	0.00%
Operating Expenses		6,932	8,334	8,475	8,475	3,097	8,475	0.00%
Total Veh & Equip Maintenance		25,940	32,267	27,061	27,061	9,190	27,632	2.11%

City of Unalaska
FY2018 Wastewater Budget Detail
Expenditures
Draft as of 2/28/2017

Wastewater Proprietary		FY2015 Actual	FY2016 Actual	FY2017 Original Budget	FY2017 Revised Budget	FY2017 YTD	Proposed Budget	% Chg Original Budget
Facilities Maintenance								
52022951 - 51100	Salaries and Wages	10,323	10,568	12,605	12,605	10,015	11,790	(6.47%)
52022951 - 51200	Temporary Employees	37	19	0	0	325	0	0.00%
52022951 - 51300	Overtime	279	232	5,000	5,000	327	1,188	(76.24%)
52022951 - 52100	Health Insurance Benefit	1,997	4,171	6,341	6,341	3,430	5,205	(17.92%)
52022951 - 52200	FICA & Medicare Emplr Match	814	828	1,349	1,349	816	1,001	(25.80%)
52022951 - 52300	PERS Employer Contribution	6,942	6,409	4,471	4,471	2,155	3,385	(24.29%)
52022951 - 52400	Unemployment Insurance	53	44	79	79	27	71	(10.13%)
52022951 - 52500	Workers Compensation	359	339	581	581	389	639	10.00%
52022951 - 52900	Other Employee Benefits	55	51	115	115	58	98	(14.78%)
Personnel Expenses		20,859	22,660	30,541	30,541	17,543	23,377	(23.46%)
52022952 - 54300	Repair/Maintenance Services	1,563	1,023	1,700	1,700	1,792	33,000	1,841.18%
52022952 - 54500	Construction Services	0	0	1,377	1,377	0	1,377	0.00%
52022952 - 56100	General Supplies	180	2,956	2,500	2,500	1,150	2,500	0.00%
52022952 - 56140	Facility Maintenance Supplies	2,235	3,330	4,800	4,800	5,279	4,800	0.00%
Operating Expenses		3,978	7,309	10,377	10,377	8,222	41,677	301.63%
Total Facilities Maintenance		24,836	29,969	40,918	40,918	25,765	65,054	58.99%

City of Unalaska
FY2018 Solid Waste Budget Summary
Draft as of 2/28/2017

Solid Waste Proprietary	FY2015 Actual	FY2016 Actual	FY2017 Original Budget	FY2017 Revised Budget	FY2017 YTD	Proposed Budget	% Chg Original Budget
REVENUES							
Intergovernmental	241,490	38,578	24,592	24,592	0	24,592	0.00%
Charges for Services	2,196,545	2,654,240	2,432,000	2,432,000	1,525,726	2,541,442	4.50%
Non-recurring Revenues	0	0	593,776	593,776	0	1,706,067	187.33%
Total Revenues	2,438,035	2,692,818	3,050,368	3,050,368	1,525,726	4,272,101	28.60%
EXPENDITURES							
Utility Administration	1,030,454	1,324,283	1,458,446	1,458,468	1,035,342	1,590,777	9.07%
Solid Waste Operations	1,706,868	1,171,917	1,349,797	1,372,799	724,549	1,624,896	20.38%
Transfers Out	1,453,138	127,383	0	0	0	1,030,000	0.00%
Veh & Equip Maintenance	75,711	63,733	131,158	131,158	23,787	133,333	1.66%
Facilities Maintenance	56,686	70,682	110,967	110,967	52,349	77,798	(29.89%)
Total Expenditures	4,322,856	2,757,998	3,050,367	3,073,392	1,836,027	4,456,804	31.56%
Transfers In	0	0	0	0	0	184,704	0.00%
Solid Waste Proprietary Fund Net	(1,884,821)	(65,180)	0	(23,024)	(310,301)	0	

	Personnel Expenses	Operating Expenses	Capital Outlay	Other Expenses	Proposed Budget	% of Fund
EXPENDITURES						
Utility Administration	263,701	95,120	2,988	1,228,968	1,590,777	35.69%
Solid Waste Operations	689,832	678,700	256,364	0	1,624,896	36.46%
Veh & Equip Maintenance	77,333	56,000	0	0	133,333	2.99%
Facilities Maintenance	65,222	12,576	0	0	77,798	1.75%
Total Operating Expenditures	1,096,088	842,396	259,352	1,228,968	3,426,804	
Transfers Out	0	0	0	1,030,000	1,030,000	23.11%
	0	0	0	1,030,000	1,030,000	

City of Unalaska
FY2018 Solid Waste Budget Detail
Revenues
Draft as of 2/28/2017

Solid Waste Proprietary		FY2015 Actual	FY2016 Actual	FY2017 Original Budget	FY2017 Revised Budget	FY2017 YTD	Proposed Budget	% Chg Original Budget
Intergovernmental								
53016541 - 42355	PERS Nonemployer Contributions	0	38,578	0	0	0	24,592	0.00%
53016541 - 42359	Other State Revenue	241,490	0	24,592	24,592	0	0	(100.00%)
Total Intergovernmental		241,490	38,578	24,592	24,592	0	24,592	0.00%
Charges for Services								
53016542 - 44410	Tipping Fees	1,609,817	1,988,103	1,881,569	1,881,569	1,164,684	1,966,240	4.50%
53016542 - 44421	Motor Vehicle Tax - Landfill	72,900	64,000	50,000	50,000	43,300	52,251	4.50%
53016542 - 44470	Other Fees	260,160	318,192	247,660	247,660	126,608	258,805	4.50%
53016542 - 44480	Late Fees	822	2,828	2,071	2,071	371	2,164	4.49%
53016542 - 44490	Landfill Maintenance Fees	252,847	281,118	250,700	250,700	190,764	261,982	4.50%
Total Charges for Services		2,196,545	2,654,240	2,432,000	2,432,000	1,525,726	2,541,442	4.50%
53019848 - 49110	Transfers From Spec Rev Fnd	0	0	0	0	0	184,704	0.00%
Total Other Financing Sources		0	0	0	0	0	184,704	0.00%
Non-recurring Revenues								
53016549 - 49910	Bdgtd Use of Unrest. Net Asset	0	0	593,776	593,776	0	706,067	18.91%
53016549 - 49911	Bdgtd Use of Restric Net Asset	0	0	0	0	0	1,000,000	0.00%
Total Non-recurring Revenues		0	0	593,776	593,776	0	1,706,067	187.33%
Solid Waste Fund Total Revenues		2,438,035	2,692,818	3,050,368	3,050,368	1,525,726	4,456,805	46.11%

City of Unalaska
FY2018 Solid Waste Budget Detail
Expenditures
Draft as of 2/28/2017

Solid Waste Proprietary		FY2015 Actual	FY2016 Actual	FY2017 Original Budget	FY2017 Revised Budget	FY2017 YTD	Proposed Budget	% Chg Original Budget
Utility Administration								
53024051 - 51100	Salaries and Wages	132,666	136,999	146,926	146,926	96,498	152,075	3.50%
53024051 - 51200	Temporary Employees	1,546	2,361	1,458	1,458	414	1,436	(1.51%)
53024051 - 51300	Overtime	1,543	653	250	350	342	287	14.80%
53024051 - 52100	Health Insurance Benefit	23,959	42,885	53,383	53,383	30,558	54,860	2.77%
53024051 - 52200	FICA & Medicare Emplr Match	10,284	10,661	11,183	11,183	7,284	11,707	4.69%
53024051 - 52300	PERS Employer Contribution	88,287	63,937	38,183	38,183	20,979	39,412	3.22%
53024051 - 52400	Unemployment Insurance	670	682	703	703	320	712	1.28%
53024051 - 52500	Workers Compensation	1,952	2,356	2,724	2,724	1,874	2,996	10.00%
53024051 - 52900	Other Employee Benefits	134	168	203	203	112	216	6.40%
Personnel Expenses		261,041	260,703	255,013	255,113	158,382	263,701	3.41%
53024052 - 53230	Legal Services	3,119	248	1,000	1,000	720	1,000	0.00%
53024052 - 53240	Engineering/Architectural Svs	2,450	1,327	2,500	2,500	613	1,300	(48.00%)
53024052 - 53260	Training Services	975	518	1,000	1,000	562	1,000	0.00%
53024052 - 53300	Other Professional Svs	2,930	1,737	1,957	7,957	1,818	5,000	155.49%
53024052 - 53410	Software / Hardware Support	5,147	5,769	10,686	7,636	5,319	6,789	(36.47%)
53024052 - 54110	Water / Sewerage	283	290	417	417	246	417	0.09%
53024052 - 54210	Solid Waste	583	644	1,116	1,138	426	1,116	(0.02%)
53024052 - 54230	Custodial Services/Supplies	1,339	1,134	4,509	4,509	633	4,509	0.00%
53024052 - 54300	Repair/Maintenance Services	1,185	85	500	500	325	500	0.00%
53024052 - 54420	Equipment Rental	133	0	110	110	0	0	(100.00%)
53024052 - 55200	General Insurance	32,226	17,157	26,307	26,307	21,948	31,458	19.58%
53024052 - 55310	Telephone / Fax/TV	867	747	1,321	1,321	623	1,321	0.00%
53024052 - 55320	Network / Internet	2,186	2,755	2,700	2,700	1,689	3,450	27.78%
53024052 - 55903	Travel and Related Costs	2,011	467	5,000	5,000	0	5,000	0.00%
53024052 - 55904	Banking / Credit Card Fees	1,990	2,242	1,800	1,800	1,414	1,800	0.00%
53024052 - 55905	Postal Services	3,100	2,801	2,565	2,565	1,825	2,565	0.00%
53024052 - 55906	Membership Dues	250	200	0	0	0	0	0.00%
53024052 - 55908	Employee Moving Costs	0	0	0	0	0	5,000	0.00%
53024052 - 56100	General Supplies	146	90	200	200	10	200	0.00%
53024052 - 56120	Office Supplies	2,104	1,790	2,186	2,186	952	1,200	(45.11%)
53024052 - 56150	Computer Hardware / Software	1,533	2,181	15,200	12,150	2,223	3,231	(78.74%)
53024052 - 56220	Electricity	6,694	6,424	9,518	9,518	4,385	7,000	(26.46%)
53024052 - 56240	Heating Oil	9,883	9,004	8,102	8,102	5,139	8,102	0.00%
53024052 - 56260	Gasoline for Vehicles	649	521	1,962	1,962	261	1,962	0.00%
53024052 - 56320	Business Meals	0	0	0	0	0	200	0.00%
53024052 - 56330	Food/Bev/Related Emp Apprctn	1,576	1,112	750	750	835	1,000	33.33%
53024052 - 56400	Books and Periodicals	120	122	450	450	75	0	(100.00%)
Operating Expenses		83,479	59,364	101,856	101,778	52,041	95,120	(6.61%)
53024053 - 57400	Machinery and Equipment	1,090	0	0	0	0	2,988	0.00%
Capital Outlay		1,090	0	0	0	0	2,988	0.00%
53024054 - 58100	Depreciation	410,814	674,167	885,081	885,081	585,167	873,965	(1.26%)
53024054 - 58200	Landfill Closure/Post Closure	259,732	272,290	198,072	198,072	190,294	262,000	32.28%
53024054 - 58500	Bad Debt Expense	0	12	0	0	0	0	0.00%
53024054 - 58910	Allocations IN-Debit	14,297	13,822	18,424	18,424	12,283	20,267	10.00%
53024054 - 59100	Interest Expense	0	43,925	0	0	37,176	72,736	0.00%
Other Expenses		684,843	1,004,216	1,101,577	1,101,577	824,919	1,228,968	11.56%
Total Utility Administration		1,030,454	1,324,283	1,458,446	1,458,468	1,035,342	1,590,777	9.07%

City of Unalaska
FY2018 Solid Waste Budget Detail
Expenditures
Draft as of 2/28/2017

Solid Waste Proprietary		FY2015 Actual	FY2016 Actual	FY2017 Original Budget	FY2017 Revised Budget	FY2017 YTD	Proposed Budget	% Chg Original Budget
Solid Waste Operations								
53024751 - 51100	Salaries and Wages	310,015	322,329	320,317	320,317	218,847	326,080	1.80%
53024751 - 51200	Temporary Employees	40,247	42,215	26,291	37,291	5,149	26,822	2.02%
53024751 - 51300	Overtime	37,149	39,784	53,000	53,000	29,402	58,000	9.43%
53024751 - 52100	Health Insurance Benefit	58,624	98,958	121,056	121,056	69,671	124,368	2.74%
53024751 - 52200	FICA & Medicare Emplr Match	29,626	30,916	30,572	31,822	19,374	31,437	2.83%
53024751 - 52300	PERS Employer Contribution	234,453	170,699	96,278	96,278	54,107	99,092	2.92%
53024751 - 52400	Unemployment Insurance	1,932	2,026	1,851	2,181	972	1,861	0.54%
53024751 - 52500	Workers Compensation	16,904	16,353	17,745	20,165	10,066	19,519	10.00%
53024751 - 52900	Other Employee Benefits	2,109	2,142	2,587	2,587	1,353	2,653	2.55%
Personnel Expenses		731,058	725,421	669,697	684,697	408,940	689,832	3.01%
53024752 - 53240	Engineering/Architectural Svs	3,415	156	10,000	2,000	0	10,000	0.00%
53024752 - 53260	Training Services	2,630	369	3,000	3,000	2,749	4,000	33.33%
53024752 - 53300	Other Professional Svs	17,603	44,372	46,500	115,083	16,836	46,500	0.00%
53024752 - 53410	Software / Hardware Support	1,058	1,058	1,200	1,200	1,058	1,500	25.00%
53024752 - 53420	Sampling / Testing	36,317	44,062	33,000	49,830	17,664	48,000	45.45%
53024752 - 53490	Other Technical Services	30,367	0	36,500	0	0	36,500	0.00%
53024752 - 54110	Water / Sewerage	199,341	82,727	150,000	129,000	57,914	115,000	(23.33%)
53024752 - 54210	Solid Waste	422,025	29,728	65,000	65,000	23,212	65,000	0.00%
53024752 - 54300	Repair/Maintenance Services	2,658	7,546	11,000	11,000	736	11,000	0.00%
53024752 - 55310	Telephone / Fax/TV	3,944	4,061	4,500	4,911	2,669	4,600	2.22%
53024752 - 55330	Radio	0	0	1,300	1,300	0	17,750	1,265.38%
53024752 - 55901	Advertising	0	0	500	500	0	500	0.00%
53024752 - 55903	Travel and Related Costs	4,413	0	4,000	12,000	6,145	8,000	100.00%
53024752 - 55906	Membership Dues	775	648	1,000	1,000	398	1,000	0.00%
53024752 - 55907	Permit Fees	6,625	6,437	7,500	7,500	6,437	7,500	0.00%
53024752 - 56100	General Supplies	67,500	73,783	53,500	70,079	56,087	72,250	35.05%
53024752 - 56110	Sand / Gravel / Rock	48,778	49,995	50,000	50,000	49,995	50,000	0.00%
53024752 - 56115	Chemicals	0	0	0	100	70	0	0.00%
53024752 - 56120	Office Supplies	214	1,106	200	300	248	400	100.00%
53024752 - 56150	Computer Hardware / Software	1,538	2,100	1,700	2,900	2,614	3,000	76.47%
53024752 - 56220	Electricity	66,231	60,421	105,000	85,000	43,708	90,000	(14.29%)
53024752 - 56230	Propane	1,621	876	2,500	2,500	695	4,000	60.00%
53024752 - 56240	Heating Oil	45,526	27,258	79,000	60,700	21,093	69,000	(12.66%)
53024752 - 56260	Gasoline for Vehicles	528	493	800	800	261	800	0.00%
53024752 - 56270	Diesel for Equipment	12,529	9,049	12,000	12,000	4,913	12,000	0.00%
53024752 - 56330	Food/Bev/Related Emp Apprctn	173	251	300	300	106	300	0.00%
53024752 - 56400	Books and Periodicals	0	0	100	100	0	100	0.00%
Operating Expenses		975,809	446,495	680,100	688,102	315,609	678,700	(0.21%)
53024753 - 57400	Machinery and Equipment	0	0	0	0	0	256,364	0.00%
Capital Outlay		0	0	0	0	0	256,364	0.00%
Total Solid Waste Operations		1,706,868	1,171,917	1,349,797	1,372,799	724,549	1,624,896	20.38%

City of Unalaska
FY2018 Solid Waste Budget Detail
Expenditures
Draft as of 2/28/2017

Solid Waste Proprietary		FY2015 Actual	FY2016 Actual	FY2017 Original Budget	FY2017 Revised Budget	FY2017 YTD	Proposed Budget	% Chg Original Budget
Transfers Out								
53029854 - 59940	Transfers To Prop Capt Proj	51,983	127,383	0	0	0	1,030,000	0.00%
53029854 - 59950	Transfers to GF Cap Assets	1,401,155	0	0	0	0	0	0.00%
Other Expenses		1,453,138	127,383	0	0	0	1,030,000	0.00%
Total Transfers Out		1,453,138	127,383	0	0	0	1,030,000	0.00%

City of Unalaska
FY2018 Solid Waste Budget Detail
Expenditures
Draft as of 2/28/2017

Solid Waste Proprietary		FY2015 Actual	FY2016 Actual	FY2017 Original Budget	FY2017 Revised Budget	FY2017 YTD	Proposed Budget	% Chg Original Budget
Veh & Equip Maintenance								
53022851 - 51100	Salaries and Wages	20,608	20,570	42,152	42,152	9,470	43,253	2.61%
53022851 - 51200	Temporary Employees	518	71	0	0	180	0	0.00%
53022851 - 51300	Overtime	2,366	553	353	353	1,417	378	7.08%
53022851 - 52100	Health Insurance Benefit	3,771	7,923	16,158	16,158	3,451	16,611	2.80%
53022851 - 52200	FICA & Medicare Emplr Match	1,797	1,621	3,250	3,250	847	3,344	2.89%
53022851 - 52300	PERS Employer Contribution	13,581	9,977	11,050	11,050	2,363	11,352	2.73%
53022851 - 52400	Unemployment Insurance	95	103	210	210	59	222	5.71%
53022851 - 52500	Workers Compensation	832	759	1,698	1,698	392	1,867	10.00%
53022851 - 52900	Other Employee Benefits	108	111	287	287	45	306	6.62%
Personnel Expenses		43,676	41,689	75,158	75,158	18,223	77,333	2.89%
53022852 - 54300	Repair/Maintenance Services	0	0	2,500	2,500	0	2,500	0.00%
53022852 - 56100	General Supplies	0	726	2,000	2,000	4	2,000	0.00%
53022852 - 56130	Machinery / Vehicle Parts	32,034	21,318	51,500	51,500	5,560	51,500	0.00%
Operating Expenses		32,034	22,044	56,000	56,000	5,564	56,000	0.00%
Total Veh & Equip Maintenance		75,711	63,733	131,158	131,158	23,787	133,333	1.66%

City of Unalaska
FY2018 Solid Waste Budget Detail
Expenditures
Draft as of 2/28/2017

Solid Waste Proprietary		FY2015 Actual	FY2016 Actual	FY2017 Original Budget	FY2017 Revised Budget	FY2017 YTD	Proposed Budget	% Chg Original Budget
Facilities Maintenance								
53022951 - 51100	Salaries and Wages	25,752	33,157	38,731	38,731	16,961	36,214	(6.50%)
53022951 - 51200	Temporary Employees	143	169	0	0	667	0	0.00%
53022951 - 51300	Overtime	181	467	544	544	103	129	(76.29%)
53022951 - 52100	Health Insurance Benefit	2,854	8,209	14,032	14,032	4,783	14,618	4.18%
53022951 - 52200	FICA & Medicare Emplr Match	1,995	2,585	3,002	3,002	1,356	2,789	(7.10%)
53022951 - 52300	PERS Employer Contribution	16,812	15,129	9,873	9,873	3,386	9,465	(4.13%)
53022951 - 52400	Unemployment Insurance	137	159	183	183	72	194	6.01%
53022951 - 52500	Workers Compensation	876	1,060	1,408	1,408	614	1,549	10.00%
53022951 - 52900	Other Employee Benefits	122	162	248	248	78	264	6.45%
Personnel Expenses		48,872	61,097	68,021	68,021	28,020	65,222	(4.12%)
53022952 - 54300	Repair/Maintenance Services	2,847	2,328	35,370	35,370	21,168	5,000	(85.86%)
53022952 - 54500	Construction Services	0	0	1,576	1,576	0	1,576	0.00%
53022952 - 56100	General Supplies	470	2,274	500	500	68	500	0.00%
53022952 - 56140	Facility Maintenance Supplies	4,496	4,983	5,500	5,500	3,094	5,500	0.00%
Operating Expenses		7,813	9,585	42,946	42,946	24,329	12,576	(70.72%)
Total Facilities Maintenance		56,686	70,682	110,967	110,967	52,349	77,798	(29.89%)

City of Unalaska
FY2018 Ports & Harbors Budget Summary
Draft as of 2/28/2017

Ports & Harbors Proprietary	FY2015 Actual	FY2016 Actual	FY2017 Original Budget	FY2017 Revised Budget	FY2017 YTD	Proposed Budget	% Chg Original Budget
REVENUES							
Intergovernmental	818,154	485,524	464,476	464,476	27,613	43,954	(90.54%)
Charges for Services	6,538,079	6,633,685	6,940,452	6,940,452	4,330,679	7,085,790	2.09%
Investment Income	3	0	0	0	0	0	0.00%
Non-recurring Revenues	0	0	4,417,409	4,417,409	0	381,688	(91.36%)
Total Revenues	7,356,235	7,119,209	11,822,337	11,822,337	4,358,292	7,511,432	(57.39%)
EXPENDITURES							
Harbor Office	3,900,820	4,348,463	4,753,582	4,762,963	3,058,849	4,856,701	2.17%
Unalaska Marine Center	906,514	935,464	977,019	988,804	637,456	1,060,405	8.53%
Spit & Light Cargo Docks	449,683	463,211	582,721	592,657	283,827	522,667	(10.31%)
Ports Security	19,609	18,061	78,447	78,475	7,952	79,518	1.36%
CEM Small Boat Harbor	726,314	618,330	710,162	715,112	393,602	686,904	(3.27%)
Bobby Storrs Small Boat Harbor	166,549	124,074	167,606	174,126	105,070	168,888	0.76%
Transfers Out	2,906,314	1,722,158	4,450,000	4,611,500	4,611,500	0	(100.00%)
Veh & Equip Maintenance	54,933	72,242	57,471	57,471	29,816	58,517	1.82%
Facilities Maintenance	31,672	43,005	45,330	45,894	25,293	77,833	71.70%
Total Expenditures	9,162,409	8,345,008	11,822,338	12,027,002	9,153,364	7,511,432	(57.39%)
Ports & Harbors Proprietary Fund N	(1,806,174)	(1,225,799)	0	(204,665)	(4,795,073)	0	

	Personnel Expenses	Operating Expenses	Capital Outlay	Other Expenses	Proposed Budget	% of Fund
EXPENDITURES						
Harbor Office	952,223	193,603	40,500	3,670,375	4,856,701	64.66%
Unalaska Marine Center	425,649	634,756	0	0	1,060,405	14.12%
Spit & Light Cargo Docks	126,193	396,474	0	0	522,667	6.96%
Ports Security	74,518	5,000	0	0	79,518	1.06%
CEM Small Boat Harbor	226,957	459,947	0	0	686,904	9.14%
Bobby Storrs Small Boat Harbor	94,646	74,242	0	0	168,888	2.25%
Veh & Equip Maintenance	36,517	22,000	0	0	58,517	0.78%
Facilities Maintenance	26,418	51,415	0	0	77,833	1.04%
Total Operating Expenditures	1,963,120	1,837,437	40,500	3,670,375	7,511,432	
Transfers Out	0	0	0	0	0	0.00%
	0	0	0	0	0	

City of Unalaska
FY2018 Ports & Harbors Budget Detail
Revenues
Draft as of 2/28/2017

Ports & Harbors Proprietary		FY2015 Actual	FY2016 Actual	FY2017 Original Budget	FY2017 Revised Budget	FY2017 YTD	Proposed Budget	% Chg Original Budget
Intergovernmental								
54017041 - 42152	Debt Reimbursements Grants	366,745	365,896	365,894	365,894	0	0	(100.00%)
54017041 - 42195	Misc. Fed Operating Grants	54,959	55,077	54,988	54,988	27,613	0	(100.00%)
54017041 - 42355	PERS Nonemployer Contributions	0	64,551	0	0	0	43,954	0.00%
54017041 - 42359	Other State Revenue	396,450	0	43,594	43,594	0	0	(100.00%)
Total Intergovernmental		818,154	485,524	464,476	464,476	27,613	43,954	(90.54%)
Charges for Services								
54017042 - 44511	UMC Docking / Moorage	1,229,609	1,262,777	1,320,000	1,320,000	880,699	1,340,000	1.52%
54017042 - 44512	UMC Wharfage	2,751,349	2,885,986	3,050,000	3,050,000	1,659,248	3,095,000	1.48%
54017042 - 44513	UMC Rental Fees	595,029	587,394	610,000	610,000	374,389	600,000	(1.64%)
54017042 - 44514	UMC Utilities	315,784	357,078	340,000	340,000	269,787	360,000	5.88%
54017042 - 44521	Spit Docking / Moorage	418,238	464,091	410,000	410,000	291,492	418,000	1.95%
54017042 - 44524	Spit Utilities	103,028	94,644	104,658	104,658	52,299	100,000	(4.45%)
54017042 - 44531	SBH Docking / Moorage	70,678	59,686	74,000	74,000	48,282	85,000	14.86%
54017042 - 44534	SBH Utilities	16,040	13,197	17,494	17,494	8,800	13,090	(25.17%)
54017042 - 44541	Cargo Docking / Moorage	96,977	104,897	120,000	120,000	38,766	120,000	0.00%
54017042 - 44542	Cargo Wharfage	56,334	71,190	73,000	73,000	59,893	75,000	2.74%
54017042 - 44543	Cargo Rental Fees	0	0	0	0	0	5,000	0.00%
54017042 - 44544	Cargo Utilities	6,801	5,854	8,300	8,300	1,223	1,700	(79.52%)
54017042 - 44551	CEM Docking/Moorage	515,544	474,910	510,000	510,000	410,903	540,000	5.88%
54017042 - 44554	CEM Utilities	311,923	226,138	230,000	230,000	179,679	260,000	13.04%
54017042 - 44555	CEM Others Services	19	0	500	500	100	500	0.00%
54017042 - 44560	Security Fees	29,015	9,694	50,000	50,000	16,161	50,000	0.00%
54017042 - 44580	Late Fees	3,522	2,928	2,500	2,500	888	2,500	0.00%
54017042 - 44599	Other Revenue	18,188	13,223	20,000	20,000	38,070	20,000	0.00%
Total Charges for Services		6,538,079	6,633,685	6,940,452	6,940,452	4,330,679	7,085,790	2.09%
Investment Income								
54017043 - 47110	Interest Revenue	3	0	0	0	0	0	0.00%
Total Investment Income		3	0	0	0	0	0	0.00%
Other Financing Sources								
Non-recurring Revenues								
54017049 - 49910	Bdgtd Use of Unrest. Net Asset	0	0	4,417,409	4,417,409	0	381,688	(91.36%)
Total Non-recurring Revenues		0	0	4,417,409	4,417,409	0	381,688	(91.36%)
Ports & Harbors Fund Total Revenues		7,356,235	7,119,209	11,822,337	11,822,337	4,358,292	7,511,432	(36.46%)

City of Unalaska
FY2018 Ports & Harbors Budget Detail
Expenditures
Draft as of 2/28/2017

Ports & Harbors Proprietary		FY2015 Actual	FY2016 Actual	FY2017 Original Budget	FY2017 Revised Budget	FY2017 YTD	Proposed Budget	% Chg Original Budget
Harbor Office								
54025051 - 51100	Salaries and Wages	428,070	452,139	531,635	531,635	342,574	536,982	1.01%
54025051 - 51200	Temporary Employees	5,192	7,541	1,761	1,761	5,707	1,436	(18.46%)
54025051 - 51300	Overtime	4,762	2,696	365	365	3,454	14,141	3,774.25%
54025051 - 52100	Health Insurance Benefit	82,944	154,206	199,229	199,229	112,908	204,692	2.74%
54025051 - 52200	FICA & Medicare Emplr Match	33,361	35,507	40,131	40,131	26,265	41,697	3.90%
54025051 - 52300	PERS Employer Contribution	287,434	222,959	138,885	138,885	75,887	143,806	3.54%
54025051 - 52400	Unemployment Insurance	2,261	2,433	2,536	2,536	1,334	2,545	0.35%
54025051 - 52500	Workers Compensation	5,236	5,337	6,211	6,211	3,828	6,832	10.00%
54025051 - 52900	Other Employee Benefits	71	73	85	85	48	92	8.24%
Personnel Expenses		849,331	882,892	920,838	920,838	572,005	952,223	3.41%
54025052 - 53230	Legal Services	5,865	2,444	9,000	9,000	1,713	9,000	0.00%
54025052 - 53260	Training Services	1,145	3,270	7,000	7,000	490	6,000	(14.29%)
54025052 - 53264	Education Reimbursement	0	0	2,000	2,000	0	2,500	25.00%
54025052 - 53300	Other Professional Svs	28,409	19,100	20,000	20,000	9,213	20,000	0.00%
54025052 - 53410	Software / Hardware Support	13,707	15,384	17,297	17,297	14,185	18,104	4.67%
54025052 - 54230	Custodial Services/Supplies	9,000	9,614	11,600	11,600	4,900	0	(100.00%)
54025052 - 54300	Repair/Maintenance Services	3,731	1,268	4,000	4,000	3,737	4,000	0.00%
54025052 - 54410	Buildings / Land Rental	39,276	41,181	46,000	54,073	25,013	50,000	8.70%
54025052 - 54420	Equipment Rental	226	0	0	0	0	0	0.00%
54025052 - 55200	General Insurance	(35,002)	9,946	8,316	8,316	8,762	13,033	56.72%
54025052 - 55310	Telephone / Fax/ TV	3,651	2,435	5,000	6,308	1,526	0	(100.00%)
54025052 - 55320	Network / Internet	5,830	7,348	7,200	7,200	4,505	9,200	27.78%
54025052 - 55330	Radio	164	0	2,500	2,500	108	2,500	0.00%
54025052 - 55390	Other Communications	0	0	2,600	2,600	515	1,500	(42.31%)
54025052 - 55901	Advertising	1,544	469	2,600	2,600	2,812	3,000	15.38%
54025052 - 55902	Printing and Binding	0	318	1,500	1,500	128	1,500	0.00%
54025052 - 55903	Travel and Related Costs	1,734	10,492	15,000	15,000	0	15,000	0.00%
54025052 - 55904	Banking / Credit Card Fees	14,868	18,234	16,500	16,500	16,639	0	(100.00%)
54025052 - 55905	Postal Services	3,600	1,800	3,600	3,600	2,400	3,600	0.00%
54025052 - 55906	Membership Dues	525	1,460	2,000	2,000	1,795	2,000	0.00%
54025052 - 55907	Permit Fees	0	0	1,500	1,500	0	1,500	0.00%
54025052 - 55908	Employee Moving Costs	0	5,000	5,000	5,000	0	0	(100.00%)
54025052 - 55999	Other	0	0	0	0	31,460	0	0.00%
54025052 - 56100	General Supplies	937	288	2,000	2,000	1,195	3,000	50.00%
54025052 - 56120	Office Supplies	1,610	4,345	4,000	4,000	4,048	4,500	12.50%
54025052 - 56150	Computer Hardware / Software	3,188	2,165	9,100	9,100	8,078	13,416	47.43%
54025052 - 56160	Uniforms	2,243	3,933	5,500	5,500	1,136	5,500	0.00%
54025052 - 56240	Heating Oil	1,165	734	0	0	529	0	0.00%
54025052 - 56260	Gasoline for Vehicles	1,657	1,329	1,800	1,800	752	1,800	0.00%
54025052 - 56320	Business Meals	141	158	500	500	94	500	0.00%
54025052 - 56330	Food/Bev/Related Emp Apprctn	3,130	2,093	2,300	2,300	1,325	2,300	0.00%
54025052 - 56400	Books and Periodicals	0	0	150	150	0	150	0.00%
Operating Expenses		112,345	164,807	215,563	224,944	147,057	193,603	(10.19%)
54025053 - 57400	Machinery and Equipment	0	0	69,831	69,831	0	40,500	(42.00%)
Capital Outlay		0	0	69,831	69,831	0	40,500	(42.00%)
54025054 - 58100	Depreciation	2,664,327	2,999,639	3,271,654	3,271,654	2,085,613	3,400,535	3.94%
54025054 - 58500	Bad Debt Expense	0	17,959	0	0	0	0	0.00%
54025054 - 58910	Allocations IN-Debit	52,208	52,322	55,537	55,537	37,025	61,091	10.00%
54025054 - 59100	Interest Expense	222,609	230,843	217,149	217,149	217,149	208,749	(3.87%)

City of Unalaska
FY2018 Ports & Harbors Budget Detail
Expenditures
Draft as of 2/28/2017

Ports & Harbors Proprietary	FY2015 Actual	FY2016 Actual	FY2017 Original Budget	FY2017 Revised Budget	FY2017 YTD	Proposed Budget	% Chg Original Budget
54025054 - 59400 Issuance Costs	0	0	3,010	3,010	0	0	(100.00%)
Other Expenses	2,939,144	3,300,763	3,547,350	3,547,350	2,339,786	3,670,375	3.47%
Total Harbor Office	3,900,820	4,348,463	4,753,582	4,762,963	3,058,849	4,856,701	2.17%

City of Unalaska
FY2018 Ports & Harbors Budget Detail
Expenditures
Draft as of 2/28/2017

Ports & Harbors Proprietary		FY2015 Actual	FY2016 Actual	FY2017 Original Budget	FY2017 Revised Budget	FY2017 YTD	Proposed Budget	% Chg Original Budget
Unalaska Marine Center								
54025151 - 51100	Salaries and Wages	193,015	171,209	204,538	204,538	113,929	208,758	2.06%
54025151 - 51200	Temporary Employees	48	0	0	0	0	0	0.00%
54025151 - 51300	Overtime	14,723	26,209	32,424	32,424	14,079	33,402	3.02%
54025151 - 52100	Health Insurance Benefit	43,631	69,341	89,333	89,333	47,700	91,907	2.88%
54025151 - 52200	FICA & Medicare Emplr Match	15,896	15,102	18,136	18,136	9,793	18,488	1.94%
54025151 - 52300	PERS Employer Contribution	135,818	96,462	61,943	61,943	27,352	62,357	0.67%
54025151 - 52400	Unemployment Insurance	1,247	1,132	1,169	1,169	614	1,152	(1.45%)
54025151 - 52500	Workers Compensation	7,826	6,300	8,713	8,713	4,140	9,585	10.00%
Personnel Expenses		412,205	385,757	416,256	416,256	217,606	425,649	2.26%
54025152 - 53240	Engineering/Architectural Svs	0	0	1,300	1,300	0	1,300	0.00%
54025152 - 53260	Training Services	4,268	1,593	3,500	3,500	0	3,500	0.00%
54025152 - 53300	Other Professional Svs	3,752	8,112	4,000	4,000	165	4,000	0.00%
54025152 - 53410	Software / Hardware Support	0	0	150	150	0	150	0.00%
54025152 - 54110	Water / Sewerage	12,114	44,167	20,000	20,000	9,482	20,000	0.00%
54025152 - 54210	Solid Waste	106,465	121,230	115,000	123,998	81,153	115,000	0.00%
54025152 - 54220	Snow Plowing	0	0	2,000	2,000	2,284	4,000	100.00%
54025152 - 54300	Repair/Maintenance Services	1,192	19,177	15,000	15,000	2,135	15,000	0.00%
54025152 - 54410	Buildings / Land Rental	200	1,300	0	0	700	0	0.00%
54025152 - 55200	General Insurance	112,850	83,232	153,912	153,912	114,344	181,806	18.12%
54025152 - 55310	Telephone / Fax/ TV	1,707	842	3,500	6,193	590	0	(100.00%)
54025152 - 55320	Network / Internet	1,200	1,323	1,200	1,203	700	0	(100.00%)
54025152 - 55330	Radio	0	0	2,000	2,000	0	2,000	0.00%
54025152 - 55903	Travel and Related Costs	2,994	2,337	5,000	5,000	0	5,000	0.00%
54025152 - 55906	Membership Dues	0	0	500	500	0	500	0.00%
54025152 - 55907	Permit Fees	211	387	1,200	1,200	0	0	(100.00%)
54025152 - 56100	General Supplies	15,146	14,467	12,000	12,092	5,042	12,000	0.00%
54025152 - 56110	Sand / Gravel / Rock	0	0	5,000	5,000	720	5,000	0.00%
54025152 - 56120	Office Supplies	0	0	250	250	0	250	0.00%
54025152 - 56160	Uniforms	820	0	0	0	0	0	0.00%
54025152 - 56220	Electricity	213,489	239,533	200,000	200,000	195,011	250,000	25.00%
54025152 - 56230	Propane	106	86	150	150	85	150	0.00%
54025152 - 56260	Gasoline for Vehicles	17,342	11,787	14,000	14,000	7,395	14,000	0.00%
54025152 - 56270	Diesel for Equipment	85	102	600	600	44	600	0.00%
54025152 - 56330	Food/Bev/Related Emp Apprctn	367	31	500	500	0	500	0.00%
Operating Expenses		494,309	549,707	560,762	572,548	419,849	634,756	13.20%
Total Unalaska Marine Center		906,514	935,464	977,019	988,804	637,456	1,060,405	8.53%

City of Unalaska
FY2018 Ports & Harbors Budget Detail
Expenditures
Draft as of 2/28/2017

Ports & Harbors Proprietary		FY2015 Actual	FY2016 Actual	FY2017 Original Budget	FY2017 Revised Budget	FY2017 YTD	Proposed Budget	% Chg Original Budget
Spit & Light Cargo Docks								
54025251 - 51100	Salaries and Wages	57,696	50,764	60,605	60,605	33,894	61,862	2.07%
54025251 - 51300	Overtime	4,417	8,387	9,606	9,606	4,196	9,900	3.06%
54025251 - 52100	Health Insurance Benefit	13,467	22,189	26,467	26,467	14,133	27,245	2.94%
54025251 - 52200	FICA/Medicare Employer Match	4,752	4,525	5,370	5,370	2,914	5,498	2.38%
54025251 - 52300	PERS Employer Benefit	40,948	29,321	18,356	18,356	8,140	18,493	0.75%
54025251 - 52400	Unemployment Ins Benefit	383	361	348	348	182	355	2.01%
54025251 - 52500	Workers Compensation Ins	2,434	2,033	2,582	2,582	1,232	2,840	10.00%
Personnel Expenses		124,097	117,580	123,334	123,334	64,691	126,193	2.32%
54025252 - 53300	Other Professional	131	1,012	0	0	0	0	0.00%
54025252 - 54110	Water / Sewerage	47,177	58,874	67,865	67,865	42,651	67,865	0.00%
54025252 - 54210	Solid Waste	5,220	5,628	22,000	31,936	3,106	22,000	0.00%
54025252 - 54300	Repair/Maintenance Services	3,428	11,964	15,000	15,000	0	15,000	0.00%
54025252 - 54410	Buildings/Land Rental	96,342	102,391	103,500	103,500	78,914	103,500	0.00%
54025252 - 55200	General Insurance	20,268	29,590	54,523	54,523	17,211	59,609	9.33%
54025252 - 56100	General Supplies	868	1,892	23,000	23,000	553	10,000	(56.52%)
54025252 - 56110	Sand / Gravel / Rock	0	0	1,000	1,000	0	1,000	0.00%
54025252 - 56220	Electricity	152,151	134,280	165,000	165,000	76,701	110,000	(33.33%)
54025252 - 56260	Gasoline for Vehicles	0	0	7,500	7,500	0	7,500	0.00%
Operating Expenses		325,585	345,631	459,388	469,324	219,136	396,474	(13.70%)
Total Spit & Light Cargo Docks		449,683	463,211	582,721	592,657	283,827	522,667	(10.31%)

City of Unalaska
FY2018 Ports & Harbors Budget Detail
Expenditures
Draft as of 2/28/2017

Ports & Harbors Proprietary		FY2015 Actual	FY2016 Actual	FY2017 Original Budget	FY2017 Revised Budget	FY2017 YTD	Proposed Budget	% Chg Original Budget
Ports Security								
54025351 - 51100	Salaries and Wages	2,668	786	7,008	7,008	1,908	7,008	0.00%
54025351 - 51300	Overtime	5,161	4,544	35,244	35,244	2,134	35,244	0.00%
54025351 - 52100	Health Insurance Benefit	2,834	2,372	16,156	16,156	1,532	16,314	0.98%
54025351 - 52200	FICA/Medicare Employer Match	599	408	3,228	3,228	309	3,246	0.56%
54025351 - 52300	PERS Employer Benefit	5,324	2,660	11,040	11,040	889	11,052	0.11%
54025351 - 52400	Unemployment Ins Benefit	46	25	213	213	15	215	0.94%
54025351 - 52500	Workers Compensation Ins	274	152	1,308	1,308	123	1,439	10.00%
Personnel Expenses		16,905	10,947	74,197	74,197	6,910	74,518	0.43%
54025352 - 56100	General Supplies	2,639	6,630	3,500	3,528	858	3,500	0.00%
54025352 - 56120	Office Supplies	0	0	250	250	0	500	100.00%
54025352 - 56330	Food/Bev/Related Emp Apprctn	65	484	500	500	184	1,000	100.00%
Operating Expenses		2,704	7,114	4,250	4,278	1,042	5,000	17.65%
Total Ports Security		19,609	18,061	78,447	78,475	7,952	79,518	1.36%

City of Unalaska
FY2018 Ports & Harbors Budget Detail
Expenditures
Draft as of 2/28/2017

Ports & Harbors Proprietary		FY2015 Actual	FY2016 Actual	FY2017 Original Budget	FY2017 Revised Budget	FY2017 YTD	Proposed Budget	% Chg Original Budget
CEM Small Boat Harbor								
54025451 - 51100	Salaries and Wages	84,053	106,865	114,772	114,772	69,169	116,169	1.22%
54025451 - 51300	Overtime	7,421	11,890	10,806	10,806	5,330	13,526	25.17%
54025451 - 52100	Health Insurance Benefit	19,035	43,711	47,934	47,934	26,418	49,310	2.87%
54025451 - 52200	FICA/Medicare Employer Match	7,008	9,095	9,606	9,606	5,707	9,939	3.47%
54025451 - 52300	PERS Employer Benefit	61,068	58,732	32,825	32,825	16,120	33,598	2.35%
54025451 - 52400	Unemployment Ins Benefit	530	701	632	632	335	641	1.42%
54025451 - 52500	Workers Compensation Ins	2,695	3,218	3,431	3,431	1,721	3,774	10.00%
54025451 - 52900	Other Employee Benefits	2	0	0	0	0	0	0.00%
Personnel Expenses		181,812	234,212	220,006	220,006	124,801	226,957	3.16%
54025452 - 53230	Legal	0	0	850	850	0	850	0.00%
54025452 - 53240	Engineering and Architectural	157	0	0	0	0	0	0.00%
54025452 - 53300	Other Professional	7,543	170	950	950	0	950	0.00%
54025452 - 53410	Software / Hardware Support	0	0	2,500	2,500	0	0	(100.00%)
54025452 - 54110	Water / Sewerage	18,259	21,051	32,000	32,000	3,060	32,000	0.00%
54025452 - 54210	Solid Waste	31,847	27,461	32,500	33,447	15,430	32,500	0.00%
54025452 - 54230	Custodial Services/Supplies	12,000	10,584	11,500	11,500	4,900	11,500	0.00%
54025452 - 54300	Repair/Maintenance Services	6,182	3,448	6,600	10,603	5,082	6,600	0.00%
54025452 - 55200	General Insurance	117,784	68,930	58,706	58,706	42,395	61,997	5.61%
54025452 - 55310	Telephone / Fax / TV	1,560	1,587	2,000	2,000	1,081	0	(100.00%)
54025452 - 55901	Advertising	0	0	500	500	0	0	(100.00%)
54025452 - 56100	General Supplies	908	1,119	3,500	3,500	178	5,000	42.86%
54025452 - 56110	Sand / Gravel / Rock	0	0	1,200	1,200	0	1,200	0.00%
54025452 - 56120	Office Supplies	0	0	350	350	0	350	0.00%
54025452 - 56220	Electricity	342,561	246,812	330,000	330,000	194,887	300,000	(9.09%)
54025452 - 56240	Heating Oil	5,699	2,956	4,500	4,500	1,789	4,500	0.00%
54025452 - 56260	Gasoline for Vehicles	0	0	2,500	2,500	0	2,500	0.00%
Operating Expenses		544,502	384,118	490,156	495,106	268,801	459,947	(6.16%)
Total CEM Small Boat Harbor		726,314	618,330	710,162	715,112	393,602	686,904	(3.27%)

City of Unalaska
FY2018 Ports & Harbors Budget Detail
Expenditures
Draft as of 2/28/2017

Ports & Harbors Proprietary		FY2015 Actual	FY2016 Actual	FY2017 Original Budget	FY2017 Revised Budget	FY2017 YTD	Proposed Budget	% Chg Original Budget
Bobby Storrs Small Boat Harbor								
54025551 - 51100	Salaries and Wages	44,121	38,073	45,452	45,452	25,421	46,399	2.08%
54025551 - 51300	Overtime	3,534	6,290	7,206	7,206	3,147	7,422	3.00%
54025551 - 52100	Health Insurance Benefit	10,320	16,643	19,852	19,852	10,600	20,434	2.93%
54025551 - 52200	FICA/Medicare Employer Match	3,646	3,394	4,025	4,025	2,185	4,124	2.46%
54025551 - 52300	PERS Employer Benefit	31,419	21,995	13,766	13,766	6,105	13,870	0.76%
54025551 - 52400	Unemployment Ins Benefit	294	270	260	260	136	267	2.69%
54025551 - 52500	Workers Compensation Ins	1,866	1,526	1,936	1,936	924	2,130	10.00%
Personnel Expenses		95,199	88,192	92,497	92,497	48,518	94,646	2.32%
54025552 - 53300	Other Professional	66	170	0	0	0	0	0.00%
54025552 - 54110	Water / Sewerage	9,237	5,915	8,000	8,000	10,807	15,500	93.75%
54025552 - 54210	Solid Waste	15,547	3,881	1,000	7,520	(710)	1,000	0.00%
54025552 - 54300	Repair/Maintenance Services	13,119	4,789	15,000	15,000	4,390	15,000	0.00%
54025552 - 55200	General Insurance	9,617	4,101	24,109	24,109	32,215	15,742	(34.71%)
54025552 - 56100	General Supplies	9,154	(695)	9,000	9,000	23	9,000	0.00%
54025552 - 56220	Electricity	14,610	17,721	16,500	16,500	9,826	16,500	0.00%
54025552 - 56260	Gasoline for Vehicles	0	0	1,500	1,500	0	1,500	0.00%
Operating Expenses		71,350	35,881	75,109	81,629	56,552	74,242	(1.15%)
Total Bobby Storrs Small Boat Harbo		166,549	124,074	167,606	174,126	105,070	168,888	0.76%

City of Unalaska
FY2018 Ports & Harbors Budget Detail
Expenditures
Draft as of 2/28/2017

Ports & Harbors Proprietary		FY2015 Actual	FY2016 Actual	FY2017 Original Budget	FY2017 Revised Budget	FY2017 YTD	Proposed Budget	% Chg Original Budget
Transfers Out								
54029854 - 59940	Transfers To Enterpr Capt Proj	2,906,314	1,722,158	4,450,000	4,611,500	4,611,500	0	(100.00%)
Other Expenses		2,906,314	1,722,158	4,450,000	4,611,500	4,611,500	0	(100.00%)
Total Transfers Out		2,906,314	1,722,158	4,450,000	4,611,500	4,611,500	0	(100.00%)

City of Unalaska
FY2018 Ports & Harbors Budget Detail
Expenditures
Draft as of 2/28/2017

Ports & Harbors Proprietary		FY2015 Actual	FY2016 Actual	FY2017 Original Budget	FY2017 Revised Budget	FY2017 YTD	Proposed Budget	% Chg Original Budget
Veh & Equip Maintenance								
54022851 - 51100	Salaries and Wages	23,188	28,167	19,890	19,890	13,556	20,411	2.62%
54022851 - 51300	Overtime	0	0	167	167	0	180	7.78%
54022851 - 52100	Health Insurance Benefit	3,986	9,758	7,626	7,626	5,798	7,842	2.83%
54022851 - 52200	FICA & Medicare Emplr Match	1,774	2,155	1,534	1,534	1,037	1,586	3.39%
54022851 - 52300	PERS Employer Contribution	14,752	14,038	5,214	5,214	2,967	5,359	2.78%
54022851 - 52400	Unemployment Insurance	118	168	102	102	61	108	5.88%
54022851 - 52500	Workers Compensation	796	1,045	801	801	513	881	10.00%
54022851 - 52900	Other Employee Benefits	137	178	137	137	78	150	9.49%
Personnel Expenses		44,751	55,507	35,471	35,471	24,012	36,517	2.95%
54022852 - 53300	Other Professional	0	270	0	0	0	0	0.00%
54022852 - 54300	Repair/Maintenance Services	0	297	2,000	2,000	656	2,000	0.00%
54022852 - 56130	Machinery / Vehicle Parts	10,182	16,168	20,000	20,000	5,148	20,000	0.00%
Operating Expenses		10,182	16,735	22,000	22,000	5,804	22,000	0.00%
Total Veh & Equip Maintenance		54,933	72,242	57,471	57,471	29,816	58,517	1.82%

City of Unalaska
FY2018 Ports & Harbors Budget Detail
Expenditures
Draft as of 2/28/2017

Ports & Harbors Proprietary		FY2015 Actual	FY2016 Actual	FY2017 Original Budget	FY2017 Revised Budget	FY2017 YTD	Proposed Budget	% Chg Original Budget
Facilities Maintenance								
54022951 - 51100	Salaries and Wages	13,893	14,275	15,696	15,696	10,611	14,680	(6.47%)
54022951 - 51200	Temporary Employees	164	133	0	0	2,398	0	0.00%
54022951 - 51300	Overtime	0	56	120	120	6	30	(75.00%)
54022951 - 52100	Health Insurance Benefit	1,702	4,923	5,649	5,649	2,106	5,919	4.78%
54022951 - 52200	FICA & Medicare Emplr Match	1,076	1,107	1,210	1,210	996	1,137	(6.03%)
54022951 - 52300	PERS Employer Contribution	9,269	6,861	3,974	3,974	2,187	3,832	(3.57%)
54022951 - 52400	Unemployment Insurance	76	94	72	72	69	83	15.28%
54022951 - 52500	Workers Compensation	497	453	568	568	481	625	10.00%
54022951 - 52900	Other Employee Benefits	88	86	96	96	78	112	16.67%
Personnel Expenses		26,766	27,988	27,385	27,385	18,933	26,418	(3.53%)
54022952 - 53300	Other Professional	260	0	0	0	0	0	0.00%
54022952 - 54300	Repair/Maintenance Services	1,029	864	3,500	4,064	953	13,000	271.43%
54022952 - 54500	Construction Services	0	7,905	1,030	1,030	0	25,000	2,327.18%
54022952 - 56100	General Supplies	319	669	515	515	13	515	0.00%
54022952 - 56140	Facility Maintenance Supplies	3,298	5,579	12,900	12,900	5,394	12,900	0.00%
Operating Expenses		4,906	15,017	17,945	18,509	6,361	51,415	186.51%
Total Facilities Maintenance		31,672	43,005	45,330	45,894	25,293	77,833	71.70%

City of Unalaska
FY2018 Airport Budget Summary
Draft as of 2/28/2017

Airport Proprietary	FY2015 Actual	FY2016 Actual	FY2017 Original Budget	FY2017 Revised Budget	FY2017 YTD	Proposed Budget	% Chg Original Budget
REVENUES							
Intergovernmental	44,486	7,109	4,720	4,720	0	4,720	0.00%
Charges for Services	511,371	572,921	548,906	548,906	308,974	547,700	(0.22%)
Non-recurring Revenues	0	0	544,277	544,277	0	366,657	(32.63%)
Total Revenues	555,857	580,030	1,097,903	1,097,903	308,974	919,077	(19.46%)
EXPENDITURES							
Airport Admin/Operations	670,804	687,049	719,437	720,798	433,387	705,967	(1.87%)
Transfers Out	6,975	0	0	0	0	0	0.00%
Facilities Maintenance	175,074	155,805	378,466	378,466	148,328	213,110	(43.69%)
Total Expenditures	852,853	842,854	1,097,903	1,099,264	581,715	919,077	(19.46%)
Airport Proprietary Fund Net	(296,996)	(262,824)	0	(1,361)	(272,741)	0	

	Personnel Expenses	Operating Expenses	Capital Outlay	Other Expenses	Proposed Budget	% of Fund
EXPENDITURES						
Airport Admin/Operations	90,687	290,853	0	324,427	705,967	76.81%
Facilities Maintenance	120,975	92,135	0	0	213,110	23.19%
Total Operating Expenditures	211,662	382,988	0	324,427	919,077	

City of Unalaska
FY2018 Airport Budget Detail
Revenues
Draft as of 2/28/2017

Airport Proprietary		FY2015 Actual	FY2016 Actual	FY2017 Original Budget	FY2017 Revised Budget	FY2017 YTD	Proposed Budget	% Chg Original Budget
Intergovernmental								
55017541 - 42355	PERS Nonemployer Contributions	0	7,109	0	0	0	4,720	0.00%
55017541 - 42359	Other State Revenue	44,486	0	4,720	4,720	0	0	(100.00%)
Total Intergovernmental		44,486	7,109	4,720	4,720	0	4,720	0.00%
Charges for Services								
55017542 - 44580	Late Fees	3,869	9,138	4,500	4,500	5,161	3,500	(22.22%)
55017542 - 44670	Airport Other Services	986	478	200	200	307	200	0.00%
55017542 - 47240	Airport Rent	506,516	563,305	544,206	544,206	303,506	544,000	(0.04%)
Total Charges for Services		511,371	572,921	548,906	548,906	308,974	547,700	(0.22%)
Non-recurring Revenues								
55017549 - 49910	Bdgtd Use of Unrest. Net Asset	0	0	544,277	544,277	0	366,657	(32.63%)
Total Non-recurring Revenues		0	0	544,277	544,277	0	366,657	(32.63%)
Airport Fund Total Revenues		555,857	580,030	1,097,903	1,097,903	308,974	919,077	(16.29%)

City of Unalaska
FY2018 Airport Budget Detail
Expenditures
Draft as of 2/28/2017

Airport Proprietary		FY2015 Actual	FY2016 Actual	FY2017 Original Budget	FY2017 Revised Budget	FY2017 YTD	Proposed Budget	% Chg Original Budget
Airport Admin/Operations								
55025651 - 51100	Salaries and Wages	41,011	41,991	52,986	52,986	31,881	52,852	(0.25%)
55025651 - 51200	Temporary Employees	840	1,127	462	462	1,081	575	24.46%
55025651 - 51300	Overtime	3	31	5	5	39	27	440.00%
55025651 - 52100	Health Insurance Benefit	6,989	13,060	18,371	18,371	9,836	18,876	2.75%
55025651 - 52200	FICA & Medicare Emplr Match	3,159	3,319	4,061	4,061	2,494	4,080	0.47%
55025651 - 52300	PERS Employer Contribution	26,872	19,647	13,848	13,848	7,002	13,824	(0.17%)
55025651 - 52400	Unemployment Insurance	189	203	244	244	125	247	1.23%
55025651 - 52500	Workers Compensation	192	223	187	187	120	206	10.00%
Personnel Expenses		79,255	79,603	90,164	90,164	52,579	90,687	0.58%
55025652 - 53230	Legal Services	0	2,048	500	500	0	750	50.00%
55025652 - 53300	Other Professional Svs	2,308	5,082	6,000	6,000	0	2,000	(66.67%)
55025652 - 54110	Water / Sewerage	8,880	9,877	10,500	10,500	5,173	10,500	0.00%
55025652 - 54210	Solid Waste	24,274	24,579	22,200	23,265	17,502	27,000	21.62%
55025652 - 54220	Snow Plowing	0	0	0	0	0	1,200	0.00%
55025652 - 54230	Custodial Services/Supplies	48,000	47,082	47,000	47,000	24,150	47,000	0.00%
55025652 - 54300	Repair/Maintenance Services	125	500	1,500	1,500	150	1,500	0.00%
55025652 - 54410	Buildings / Land Rental	9,357	16,719	13,500	13,500	2,104	13,500	0.00%
55025652 - 55200	General Insurance	10,961	22,100	25,663	25,663	20,191	27,338	6.53%
55025652 - 55310	Telephone / Fax / TV	2,966	3,305	3,600	3,895	2,271	3,895	8.19%
55025652 - 55904	Banking / Credit Card Fees	1,946	3,348	3,200	3,200	1,780	0	(100.00%)
55025652 - 55905	Postal Services	100	100	300	300	200	300	0.00%
55025652 - 55907	Permit Fees	100	0	120	120	0	120	0.00%
55025652 - 56100	General Supplies	0	0	500	500	0	500	0.00%
55025652 - 56120	Office Supplies	0	201	250	250	0	250	0.00%
55025652 - 56150	Computer Hardware / Software	549	0	0	0	0	0	0.00%
55025652 - 56220	Electricity	136,312	118,505	135,000	135,000	74,625	120,000	(11.11%)
55025652 - 56240	Heating Oil	46,309	30,193	40,000	40,000	19,703	35,000	(12.50%)
Operating Expenses		292,186	283,639	309,833	311,193	167,848	290,853	(6.13%)
55025654 - 58100	Depreciation	295,815	320,288	315,288	315,288	210,192	319,860	1.45%
55025654 - 58910	Allocations IN-Debit	3,548	3,519	4,152	4,152	2,768	4,567	10.00%
Other Expenses		299,363	323,807	319,440	319,440	212,960	324,427	1.56%
Total Airport Admin/Operations		670,804	687,049	719,437	720,798	433,387	705,967	(1.87%)

City of Unalaska
FY2018 Airport Budget Detail
Expenditures
Draft as of 2/28/2017

Airport Proprietary	FY2015 Actual	FY2016 Actual	FY2017 Original Budget	FY2017 Revised Budget	FY2017 YTD	Proposed Budget	% Chg Original Budget
Transfers Out							
55029854 - 59940 Transfers To Enterpr Capt Proj	6,975	0	0	0	0	0	0.00%
Other Expenses	6,975	0	0	0	0	0	0.00%
Total Transfers Out	6,975	0	0	0	0	0	0.00%

City of Unalaska
FY2018 Airport Budget Detail
Expenditures
Draft as of 2/28/2017

Airport Proprietary		FY2015 Actual	FY2016 Actual	FY2017 Original Budget	FY2017 Revised Budget	FY2017 YTD	Proposed Budget	% Chg Original Budget
Facilities Maintenance								
55022951 - 51100	Salaries and Wages	58,565	62,147	70,497	70,497	34,336	65,923	(6.49%)
55022951 - 51200	Temporary Employees	2,141	1,472	1,956	1,956	2,669	1,996	2.04%
55022951 - 51300	Overtime	791	811	984	984	73	234	(76.22%)
55022951 - 52100	Health Insurance Benefit	12,387	18,028	25,543	25,543	12,365	26,605	4.16%
55022951 - 52200	FICA & Medicare Emplr Match	4,705	4,929	5,623	5,623	2,836	5,226	(7.06%)
55022951 - 52300	PERS Employer Contribution	38,887	28,296	17,966	17,966	6,899	17,226	(4.12%)
55022951 - 52400	Unemployment Insurance	336	292	356	356	140	364	2.25%
55022951 - 52500	Workers Compensation	2,163	2,003	2,637	2,637	1,309	2,901	10.00%
55022951 - 52900	Other Employee Benefits	339	324	481	481	176	500	3.95%
Personnel Expenses		120,312	118,301	126,043	126,043	60,805	120,975	(4.02%)
55022952 - 54230	Custodial Services/Supplies	9,860	7,994	15,000	15,000	3,254	15,000	0.00%
55022952 - 54300	Repair/Maintenance Services	23,613	7,611	224,788	224,788	78,512	64,500	(71.31%)
55022952 - 54500	Construction Services	0	0	1,000	1,000	0	1,000	0.00%
55022952 - 56100	General Supplies	3,750	4,853	7,000	7,000	2,927	7,000	0.00%
55022952 - 56140	Facility Maintenance Supplies	17,540	17,046	4,635	4,635	2,830	4,635	0.00%
Operating Expenses		54,762	37,504	252,423	252,423	87,523	92,135	(63.50%)
Total Facilities Maintenance		175,074	155,805	378,466	378,466	148,328	213,110	(43.69%)

City of Unalaska
FY2018 Housing Budget Summary
Draft as of 2/28/2017

Housing Proprietary	FY2015 Actual	FY2016 Actual	FY2017 Original Budget	FY2017 Revised Budget	FY2017 YTD	Proposed Budget	% Chg Original Budget
REVENUES							
Intergovernmental	35,007	4,634	4,678	4,678	0	4,678	0.00%
Charges for Services	259,217	276,506	270,564	270,564	157,329	270,564	0.00%
Non-recurring Revenues	0	(17,379)	271,606	271,606	0	265,092	(2.40%)
Total Revenues	294,224	263,760	546,848	546,848	157,329	540,334	(1.21%)
EXPENDITURES							
Housing Admin & Operating	336,681	316,926	364,549	365,149	215,504	360,701	(1.06%)
Facilities Maintenance	127,862	81,150	182,299	182,316	58,295	179,634	(1.46%)
Total Expenditures	464,543	398,076	546,849	547,465	273,799	540,335	(1.21%)
Housing Proprietary Fund Net	(170,319)	(134,316)	0	(617)	(116,470)	0	

	Personnel Expenses	Operating Expenses	Capital Outlay	Other Expenses	Proposed Budget	% of Fund
EXPENDITURES						
Housing Admin & Operating	75,590	100,648	0	184,463	360,701	66.76%
Facilities Maintenance	100,132	79,502	0	0	179,634	33.24%
Total Operating Expenditures	175,722	180,150	0	184,463	540,335	

City of Unalaska
FY2018 Housing Budget Detail
Revenues
Draft as of 2/28/2017

Housing Proprietary		FY2015 Actual	FY2016 Actual	FY2017 Original Budget	FY2017 Revised Budget	FY2017 YTD	Proposed Budget	% Chg Original Budget
Intergovernmental								
56018041 - 42355	PERS Nonemployer Contributions	0	4,634	0	0	0	4,678	0.00%
56018041 - 42359	Other State Revenue	35,007	0	4,678	4,678	0	0	(100.00%)
Total Intergovernmental		35,007	4,634	4,678	4,678	0	4,678	0.00%
Charges for Services								
56018042 - 47230	Housing Rent	259,217	276,506	270,564	270,564	157,329	270,564	0.00%
Total Charges for Services		259,217	276,506	270,564	270,564	157,329	270,564	0.00%
Non-recurring Revenues								
56018049 - 49400	Gain-loss on Sale of Fixed Ass	0	(17,379)	0	0	0	0	0.00%
56018049 - 49910	Bdgtd Use of Unrest. Net Asset	0	0	271,606	271,606	0	265,092	(2.40%)
Total Non-recurring Revenues		0	(17,379)	271,606	271,606	0	265,092	(2.40%)
Housing Fund Total Revenues		294,224	263,760	546,848	546,848	157,329	540,334	(1.19%)

City of Unalaska
FY2018 Housing Budget Detail
Expenditures
Draft as of 2/28/2017

Housing Proprietary		FY2015 Actual	FY2016 Actual	FY2017 Original Budget	FY2017 Revised Budget	FY2017 YTD	Proposed Budget	% Chg Original Budget
Housing Admin & Operating								
56025851 - 51100	Salaries and Wages	30,011	29,615	41,403	41,403	24,094	42,703	3.14%
56025851 - 51200	Temporary Employees	0	0	231	231	64	288	24.68%
56025851 - 51300	Overtime	1	4	58	58	20	50	(13.79%)
56025851 - 52100	Health Insurance Benefit	7,439	12,190	17,220	17,220	9,556	17,695	2.76%
56025851 - 52200	FICA & Medicare Emplr Match	2,306	2,270	3,139	3,139	1,830	3,283	4.59%
56025851 - 52300	PERS Employer Contribution	20,198	7,413	10,837	10,837	5,222	11,179	3.16%
56025851 - 52400	Unemployment Insurance	210	190	228	228	108	232	1.75%
56025851 - 52500	Workers Compensation	86	90	146	146	78	160	10.00%
Personnel Expenses		60,251	51,772	73,262	73,262	40,973	75,590	3.18%
56025852 - 53230	Legal Services	0	0	500	500	0	500	0.00%
56025852 - 53240	Engineering/Architectural Svs	0	0	500	500	0	500	0.00%
56025852 - 53300	Other Professional Svs	0	1,926	2,500	2,500	620	2,500	0.00%
56025852 - 54110	Water / Sewerage	10,120	10,889	11,475	11,475	5,936	11,475	0.00%
56025852 - 54210	Solid Waste	7,649	7,858	13,594	13,594	5,007	12,495	(8.09%)
56025852 - 54230	Custodial Services/Supplies	13,397	9,250	7,200	7,800	4,200	14,400	100.00%
56025852 - 54410	Buildings / Land Rental	12,049	5,049	10,840	10,840	499	3,500	(67.71%)
56025852 - 55200	General Insurance	11,775	19,348	22,597	22,597	17,076	23,278	3.01%
56025852 - 56100	General Supplies	726	0	500	500	0	1,000	100.00%
56025852 - 56220	Electricity	12,568	9,844	11,850	11,850	6,603	11,000	(7.17%)
56025852 - 56240	Heating Oil	24,286	17,393	26,000	26,000	12,102	20,000	(23.08%)
Operating Expenses		92,569	81,557	107,557	108,157	52,044	100,648	(6.42%)
56025854 - 58100	Depreciation	181,667	181,667	181,667	181,667	121,112	182,192	0.29%
56025854 - 58910	Allocations IN-Debit	2,194	1,930	2,064	2,064	1,376	2,271	10.03%
Other Expenses		183,861	183,597	183,731	183,731	122,488	184,463	0.40%
Total Housing Admin & Operating		336,681	316,926	364,549	365,149	215,504	360,701	(1.06%)

City of Unalaska
FY2018 Housing Budget Detail
Expenditures
Draft as of 2/28/2017

Housing Proprietary		FY2015 Actual	FY2016 Actual	FY2017 Original Budget	FY2017 Revised Budget	FY2017 YTD	Proposed Budget	% Chg Original Budget
Facilities Maintenance								
56022951 - 51100	Salaries and Wages	48,033	40,153	58,786	58,786	29,095	54,975	(6.48%)
56022951 - 51200	Temporary Employees	1,321	938	0	0	2,647	0	0.00%
56022951 - 51300	Overtime	624	838	3,432	3,432	310	816	(76.22%)
56022951 - 52100	Health Insurance Benefit	9,665	11,749	22,261	22,261	8,242	22,426	0.74%
56022951 - 52200	FICA & Medicare Emplr Match	3,823	3,208	4,761	4,761	2,452	4,278	(10.14%)
56022951 - 52300	PERS Employer Contribution	31,550	9,643	15,664	15,664	5,910	14,526	(7.27%)
56022951 - 52400	Unemployment Insurance	254	199	291	291	108	291	0.00%
56022951 - 52500	Workers Compensation	1,693	1,197	2,203	2,203	1,132	2,424	10.00%
56022951 - 52900	Other Employee Benefits	250	157	399	399	160	396	(0.75%)
Personnel Expenses		97,213	68,082	107,797	107,797	50,056	100,132	(7.11%)
56022952 - 53420	Sampling / Testing	0	0	0	0	518	0	0.00%
56022952 - 54210	Solid Waste	85	0	0	0	169	0	0.00%
56022952 - 54300	Repair/Maintenance Services	888	1,314	60,400	60,416	2,094	60,400	0.00%
56022952 - 54500	Construction Services	0	0	1,050	1,050	0	1,050	0.00%
56022952 - 56100	General Supplies	5,029	706	5,000	5,000	1,179	10,000	100.00%
56022952 - 56110	Sand / Gravel / Rock	14,268	0	500	500	0	500	0.00%
56022952 - 56140	Facility Maintenance Supplies	10,378	11,048	7,202	7,202	4,279	7,202	0.00%
56022952 - 56240	Heating Oil	0	0	350	350	0	350	0.00%
Operating Expenses		30,649	13,068	74,502	74,518	8,239	79,502	6.71%
Total Facilities Maintenance		127,862	81,150	182,299	182,316	58,295	179,634	(1.46%)

UMC Project

Contract Options

- **Base Project** - includes sheet pile, dock surface, electrical, fuel lines, crane rail piling & crane rails through position 4 – Not all inclusive
- **Add Alt #1** - Ballyhoo Extension provides uplands adjacent to dock
- **Add Alt #2** - Quarry provides fill and uplands adjacent to Dock
- **Add Alt #3** - Heavier Duty Pavers stand up better to the loads

Contractor Pricing

	BASE BID	ADD ALT #1 BALLYHOO EXTENSION	ADD ALT #2 ONSITE QUARRY	ADD ALT #3 4" PAVERS
Bidder	Bid Price	Bid Price	Bid Price	Bid Price
Turnagain	$ 34,066,670.00	$ 3,653,700.00	$ 4,327,031.25	$ 78,565.00
Orion Marine	$ 40,981,100.00	$ 2,454,160.00	$ 2,667,980.00	$218,300.00
Pac. Pile	$ 37,839,450.00	$ 3,995,000.00	$ 5,371,000.00	$132,000.00

Turnagain was the number one contractor based on technical proposal and cost

Options for Council Consideration

- **Option 1** – Award Base Project + Heavier duty Pavers; Construction Admin & Construction oversight; Contingency - **$39,176,497**
- **Option 2** – Award Base Project + Heavier Duty Pavers + Ballyhoo Extension; Construction Admin & Construction oversight; Contingency - **$43,104,223**
- **Option 3** - Award Base Project + Heavier Duty Pavers + Ballyhoo Extension + Quarry; Construction Admin & Construction oversight; Contingency - **$47,755,782**
- **Option 4** – Cancel the Project

Staff Recommendation

- Staff recommendation is to authorize the CM to enter into an agreement with Turnagain and PND for Option 1 not to exceed $39M after negotiations

CITY OF UNALASKA
UNALASKA, ALASKA

RESOLUTION 2015-16

RESOLUTION 2015-16: APPROVAL TO PUBLISH A REQUEST FOR PROPOSALS TO SHIPPING COMPANIES FOR A PREFERENTIAL USE AGREEMENT AT UNALASKA MARINE CENTER POSITIONS 4-7.

WHEREAS, the City of Unalaska has had multiple requests from shippers for a Preferential Use Agreement; and

WHEREAS, the last Preferential Use Agreement expired December 31, 2013; and

WHEREAS, the City of Unalaska believes that a Preferential Use Agreement would benefit both shippers and the City of Unalaska long-term; and

WHEREAS, the City of Unalaska is committed to following a public process for proposals for a Preferential Use Agreement; and

WHEREAS, The City of Unalaska has drafted a Request For Proposal with reasonable and fair scoring criteria;

NOW, THEREFORE, BE IT RESOLVED that the City Council of the City of Unalaska approves the publishing of a Request For Proposals from shippers for a Preferential Use Agreement at Unalaska Marine Center Positions 4-7.

PASSED AND ADOPTED BY A DULY CONSTITUTED QUORUM OF THE UNALASKA CITY COUNCIL THIS 20th DAY OF FEBRUARY 2015.

_____
MAYOR

ATTEST:

_____
CITY CLERK

MEMORANDUM TO COUNCIL

TO: MAYOR AND CITY COUNCIL MEMBERS

FROM: PEGGY MCLAUGHLIN, PORT DIRECTOR

THRU: CHRIS HLADICK, CITY MANAGER

FROM: PORT DEPARTMENT

DATE: 02/20/15

RE: RESOLUTION 2015-16 APPROVAL TO PUBLISH A REQUEST FOR PROPOSALS TO SHIPPING COMPANIES FOR A PREFERENTIAL USE AGREEMENT AT UNALASKA MARINE CENTER POSITIONS 4-7.

SUMMARY:

Resolution 2015-16 is for approval to publish a "Request For Proposal" to shipping companies for a Preferential Use Agreement (PUA). The PUA would include positions 4-7 at UMC and the adjacent backreach. City of Unalaska, Port Department is seeking a long-term partnership with a shipper or shippers that would meet the shipping needs of the community and local processors as well as define any design needs for infrastructure improvements for the UMC Expansion and Replacement project. A PUA would also define revenue streams for UMC Positions 4-7 for short and long-term forecasting and support financing of the UMC Expansion and Replacement project.

PREVIOUS COUNCIL ACTION:

This is a new request before Council.

BACKGROUND:

In 1990 the City of Unalaska entered into a Preferential Use Agreement with a shipping company to help guarantee the payments for the construction of positions 5-7 at the Unalaska Marine Center. This PUA expired December 31, 2013.

DISCUSSION:

In 1990 the City of Unalaska entered into a Preferential Use Agreement (PUA) with Sealand. This agreement was, in essence, for 20 years. It had a 10-year term with 2 5-year renewal options. Sealand and its subsequent companies opted to use all 20 years of the agreement and was successful in negotiating a 3-year extension that expired December 31, 2013.

From December 31, 2013 to the present we have continued to have regular shipping activity at the Unalaska Marine Center. We have had numerous requests from shipping companies for a PUA. Based on the dynamics of shipping, cargo volumes with various carriers, and the

multiple requests for the valuable space of the Unalaska Marine Center, staff believes that the public process of requesting proposals is appropriate to meet the needs of shippers, the supply chain of Unalaska, and secure a long-term, predictable revenue stream for the Port.

A responsive proposal would define the amount of time UMC positions 4-7 would be in use by the shipper both for linehaul vessels (ships) and vessels with connecting carrier agreements (barges and feeder vessels). This could be defined in terms of a Performa and/or amount of time at the dock each week. The RFP also requires the shipping company to define improvements for positions 4-7 including any additional crane rail (length or gage) required for their operations.

This RFP has been developed specifically for shippers. With that in mind, we have also offered up the option to include the backreach for use of a "lay-down" yard in support of dockside operations. A responsive proposal would include any need for the backreach and any infrastructure improvements needed to support the operations including utilities. The traffic approaches are outside of this RFP and will need to remain available for public access for all other operations.

A successful response will also identify estimated cargo volume, proposed rates for shipping activity, and backreach rental.

The benefits of reaching a long-term agreement with a shipper/s are multi-faceted. Shipping companies benefit when they have long-term operations secured. This helps them with their financing and business models. A parent company is more likely to invest in equipment and assets if they have the security of knowing they have a space for meeting their customers' shipping requirements and providing consistent service. This also provides the shipper's customers with a certain amount of confidence when negotiating shipping contracts.

The shipping needs in Unalaska are great and UMC is a key facility to meeting the needs of the local supply chain. This includes inbound supplies and outbound product both international and domestic. By creating a partnership with a shipper/s, the City of Unalaska will be able to secure operational space to meet this on-going demand.

The benefits are not only for the shipper, but also have long-term benefits for the City and the Port. We are in the design phase of the UMC Expansion and Replacement Project. We need to define the long-term use of the Unalaska Marine Center, including any needs for infrastructure development for cargo operations. For example, do we need to include additional crane rails in the design phase? This is the time to define our needs for the expansion project. We are pressing forward to meet the construction of this beginning in FY17 and we need to continue progress with the design.

As the Council is aware, we are working toward funding the expansion project and are anticipating that bonding will be part of the financing for construction. Including a partnership/s with secured long-term revenue will enhance our ability to finance the UMC Replacement and Expansion Project and it will ensure that the City of Unalaska and Port are an integral part of a competitive environment for the supply chain demands.

It is for these reasons that Port desires to pursue Request for Proposals for shipper/s at the UMC to find and secure the best fit for the City of Unalaska.

ALTERNATIVES:

1. Council approve this resolution authorizing the Publishing of the RFP
2. Council could choose not to approve publishing the RFP
3. Council could provide further options for an anchor tenant or tenants at UMC.

FINANCIAL IMPLICATIONS:

A successful proposal would result in long-term predictable revenues

LEGAL:

Legal support would be used to negotiate and complete a Preferential Use Agreement

STAFF RECOMMENDATION:

Staff recommends adopting Resolution 2015-16 to secure an anchor tenant/s for Unalaska Marine Center.

PROPOSED MOTION:

I move to approve Resolution 2015-16

CITY MANAGER'S COMMENTS:

"I recommend approval of Resolution 2105-16. A PUA can be a key component to financing the needed UMC improvements and establishing long-term relationships to support Port operations well into the future."

Attachment:

1. Draft RFP and Attachments

UNALASKA MARINE CENTER

UNALASKA, ALASKA

REQUEST FOR PROPOSALS

FOR

PREFERENTIAL USE OF UNALASKA MARINE CENTER POSITIONS 4-7 AT THE INTERNATIONAL PORT OF DUCTH HARBOR

FEBRUARY 2015

Prepared by:

City of Unalaska
43 Raven Way
PO Box 610
Unalaska, Alaska 99685

TABLE OF CONTENTS

INSTRUCTIONS TO OFFERORS **PAGE**

I.	Solicitation	1
II.	Proposals	1
III.	Background, Project Summary and Funding	2
IV.	Schedule	3
V.	Scope of Proposals	3
VI.	Type of Contract	3
VII.	Bonds, Certifications and Other Requirements	4
VIII.	Selection Process	4
IX.	Proposal Content and Format	5
X.	Additional Information	6

EXHIBITS

A.	Standard Form of Preferential Use Agreement
B.	Overall Concept Layout
C.	Proposal Form
D.	Survey/Drawing Showing Back Reach Property [see HRX Exh. A]
E.	Terminal Tariff No. 6

DRAFT

I. Solicitation

The City of Unalaska (Owner) is soliciting competitive sealed proposals from maritime shippers for use of Unalaska Marine Center positions 4-7. A shipper/s given a PUA for Position 4-7 or a combination of positions 4-7 will also be allowed to lease a portion of uplands in the area commonly known as the "back reach" [up to 81000 square feet]. The backreach rental area is between the traffic approaches at Positions 5-7. Traffic approaches will remain accessible to the public. The selected Proposer(s) will join the Owner and Design Team in finalizing some details of the design to fit the needs of the Proposer such as size of the warehouse, location of and gage of any additional crane rails, and utility requirements. A schematic of the design concept is included with these materials. Potential proposers should be aware that the information presented is at a design development level of completion and will be finalized with the Proposer's participation.

Comment [B1]: Need to decide whether to use Arabic or roman numerals.

The successful Proposer will be provided preferential berthing at Position 4 or a combination of positions 4-7for a specified number of hours each week or month at a negotiated rate for dockage and wharfage which may be more or less than the published tariff rate.

This document sets forth information regarding the selection process. The intent is to select a Proposer offering the best combination of attributes and financial incentives for use of Positions 4 and adjacent backreach.

Any costs incurred in response to this request are at the proposer's sole risk and will not be reimbursed by the Owner. The City of Unalaska reserves the right to reject any and all proposals, to waive informalities, to reject non-conforming, non-responsive, or conditional proposals, and to proceed utilizing a different process.

II. Proposals

All proposals must be submitted in sealed envelopes bearing on the outside the name PREFERENTIAL USE PROPOSAL-UNALASKA MARINE CENTER and shall be submitted by mail or in person at the place and no later than the time specified below. Any proposals not submitted at the time or place so specified shall not be opened or considered.

Proposals shall be opened so as to avoid disclosing their contents to competing Offerors during the selection process. Proposals will be collected for review by a Selection Committee as outlined below, and will not be publicly opened or read aloud. Proposals, tabulations, and valuations thereof shall be open to public inspection only after issuance of a recommendation by the Selection Committee to the City Council for award of a contract.

Proposers are advised that "overnight" or "express mail" deliveries to Unalaska take longer than in many parts of the United States. Questions of fact regarding

DRAFT

circumstances such as weather, delay of mails, etc., which circumvent legitimate timely receipt of an otherwise responsive proposal will be decided by the Owner.

SUBMITTAL DEADLINE: Friday, March 24, 2015 at 2:00 PM.

SUBMIT RESPONSES TO: City of Unalaska, c/o Cat Hazen, City Clerk, 43 Raven's Way, PO Box 610, Unalaska, Alaska 99685.

MARK SUBMITTALS: "Preferential Use Proposal – Unalaska Marine Center".

REQUIRED COPIES: Five (5) hard copies and 1 pdf copy on a disk or flash drive.

III. Background, Project Summary and Funding

Unalaska is a 1st Class City, population 4,768, located in the eastern Aleutian Islands 50 miles from the Great Circle Route. It lies 800 air miles southwest of Anchorage.

The International Port of Dutch Harbor operates the only deep draft ice free port from Unimak Pass to Adak. The Unalaska Marine Center dock has a depth of 45-50 feet at MLW and is currently used to load and unload container ships and barges through a single designated position. A 40 ton crane owned and operated by Horizon Lines on City rails serves containerized vessels. North Pacific Fuel operates fueling facilities at the UMC. The Unalaska Marine Center also manages a general storage and staging area commonly known as the "back reach". This area is approximately 81000_____ square feet in size and is shown in Exhibit D.

Rates for dockage, wharfage, and use of the back reach are set by tariff. A copy of the current tariff is attached as Exhibit E.

The City is in the design concept phase of adding two additional positions of which position 4 will add 220 feet of continuous dock with the existing 700 feet of dock at positions 5-7. The combination of positions 4-7 will be capable of handling container vessels in excess of 1000___ feet in length. Position 4 as currently designed will have approximately 220' of available dock face. The new position is intended to provide the Unalaska Marine Center with the capability of docking and unloading larger container ships or multiple container vessels simultaneously. PND Engineers, Inc. is providing design services for this project. The current design concept is shown in Exhibit B.

The total project cost is estimated at _44_ million. The City intends to seek financing of some of the project cost based on commitments from shippers to use the new positions which interest will be expressed in responses to this Request for Proposals. This is similar to the approach to financing the original construction of the Unalaska Marine Center in 1989.

The City of Unalaska is now ready to solicit interest in preferential use of Position 4 and/or 5-7 from the maritime shipping community.

IV. Schedule

The City intends to complete final construction documents for the project by February 2016.

Design of the dock improvement will be complete by October, 2015. Installation of the dock improvement in 2016 and 2017 is desired by the City.

The City intends to place the two new positions in service by September 2017. Construction schedule is subject to change.

V. Scope of Proposals

The selected Proposer will enter into a preferential use agreement with the City which will contain details regarding the following terms:

- Term
- Guaranteed minimum payment
- Proposed wharfage and dockage rates for both large vessels and barges connecting with larger vessels for cargo transshipments.
- Specific Improvements required to serve Proposer's anticipated needs for utilities
- Whether crane additional rails are needed and the specification of the rails including length and gage.
- Dock time required per week
- Volume of Cargo
- Back reach space needs and proposed lease rate for back reach.
- Details of anticipated barge use in conjunction with cargo transshipments
- Reporting methodology for payment

VI. Type of Contract

A Preferential Use Agreement will be used for the contract between the selected Proposer and the City of Unalaska ("City") and is attached as Exhibit A. Note that the Agreement leaves a number of details to be determined based on either the Proposer's response to this RFP or additional negotiations between the successful Proposer and the City. Being selected as the successful Proposer does not compel the City to accept all terms of the proposal or even to enter into a PUA with the Proposer. But the City will only negotiate terms initially with Proposer(s) selected in response to this RFP.

Formatted: Not Highlight

The contractor must provide a guaranteed minimum annual payment (GMP) based on a designated amount of tonnage with a proposed rate for wharfage that will apply when

DRAFT

the GMP tonnage amount is exceeded. GMP will be based on anticipated use. Compensation for use beyond the GMP tonnage amount will be based on the current tariff and be either at a premium to or discount from the current tariff. Each Proposer must identify on a percentage basis the amount of premium or discount proposed.

VII. Bonds, Certifications, and Other Requirements

Bonds:

Proposers are not required to submit a bond. Insurance requirements are contained in the form PUA.

VIII. Selection Process

Proposals will be reviewed by a Selection Committee established for this particular RFP. Each committee member will rate each proposal.

The selection criteria will be scored on the maximum points available as listed below. A proposer's total score will be the sum of the points received . A proposer may receive a maximum of 100 points by any single committee member.

Contractor Selection Criteria	Maximum Points	Percent of Max. Score
GMP Proposal		
1. Guaranteed Minimum Price (GMP).	50	50%
Other Proposed Terms		
2. Term of PUA	5	5%
3. Proposed Barge Use Procedures and Payments	5	12.5%
4. Time Required Per Week.	10	5%
5. Proposed Back Reach Lease Area and Rental Rate.	5	5%
6. Proposed Premium or Discount to Tariff Rate	10	12.5%
7. Past Compliance with City ordinances and Port Tariff	5	5%
8. Anticipated Total Tonnage	10	5%
Total Possible Points	100	100%

The highest responsive GMP proposal shall receive full points for this criterion, which shall be 50. All other GMP Proposals shall be awarded points based on the percentage that each proposal is below the highest bid. The formula is GMP divided by Highest GMP, multiplied by criteria points available. [(GMP/HGCP) x Points = Score]. The score for the GMP criteria will be derived using a formula that compares all Offerors to each other, and then added to each Committee member's score sheet.

For each Other Proposed Terms, the individual category scores awarded by a particular Selection Committee member will be added together to calculate a total non-price score for that Proposal. The maximum total non-price score is 50.

DRAFT

The combined Committee score will be assigned to each proposal to determine an initial ranking. The highest rated Offerors from this list may be invited to make oral presentations to the Committee on/or about the week of May 26, 2015, in Unalaska. Interviewed firms will be re-scored by the Committee using the same criteria listed above. The City's intent is to exercise this option only in the case of a tie or substantially equal score between proposals. The Committee may elect to forego oral presentations and recommend a contract award after initial rankings are compiled. In either case, the Committee's recommendation for contract award will be forwarded to the Unalaska City Council for review and approval.

The City of Unalaska intends to award a contract to the firm, which in the Committee's judgment and with the Council's approval, will provide the most cost effective agreement for the City.

IX. Proposal Content and Format

Content: Proposals should only address the selection criteria listed in section VIII, and brevity is encouraged.

GMP Proposal:

1. Guaranteed Minimum Price:
   a. The guaranteed minimum price (GMP)
   b. Anticipated total tonnage.

Other Proposed Terms:

2. Term: Identify the proposed length of the initial term for the PUA in years.

3. Proposals must include a summary of the frequency of anticipated use of the facilities under the PUA by barges connecting for transshipment of cargo, whether those barges are included within the scope of PUA provisions, procedures for scheduling such barges and wharfage and dockage rate for use of the facilities by barges connecting for transshipment of cargo.

4. Time Required per Week: Identify the number of hours the Proposer intends to be at the dock each week during the term of the PUA. Hours to include both large vessels and barges connecting to large vessels for cargo transshipments.

5. Proposed Back Reach Rental Rate: Identify the amount of back reach space in square feet up to a maximum of _81000_____ square feet [City will retain right to assign specific area of back reach] and a proposed rental rate.

6. Proposed Premium or Discount to Tariff Rate: Proposals should identify on a percentage basis the amount of increase or decrease from tariff rates for wharfage desired on a percentage basis once the GMP payment equals the applicable tariff rates based on actual use of the dock.

DRAFT

7. Past Compliance with City Ordinances and Tariff: Provide a summary of your firm's compliance with city ordinances (sales and property tax, and land use primarily) and whether you have any current disputes with the city based in whole or in part on the tariff, tax codes or other provisions of city code or the terms of any current or past agreement between you and the City. Include a brief description of any past compliance issues or disputes.

Provide copy of the Proposer's State of Alaska Business License.

Format: Submittals must adhere to the following criteria.

Cover Letter: 1 page maximum.

Total Page Count: 25 pages maximum, excluding cover letter, table of contents, dividers, and Business License.

One page is defined as one side of a standard 8 1/2" x 11" sheet of paper.

X. Additional Information

1. The City of Unalaska is not liable for any costs incurred by Proposers prior to the issuance and execution of a formal Preferential Use Agreement with any Proposer selected as a result of the RFP process. All proposal preparation and other costs in responding to this RFP shall be the sole responsibility of the Proposers.

2. The Cityr reserves the right to waive any informality, and to make a selection as deemed in its own best interest. This includes the right to cancel the solicitation at any time, reject any or all proposals when such rejection is in the interest of City; and to reject the proposal of a Proposer who is not, in the opinion of the City, in a position to perform as promised; and the right to proceed utilizing a different process.

3. All information submitted in response to this RFP is considered Public Records under the Alaska Public Records Act. If you regard your estimate of Anticipated Total Tonnage proprietary or otherwise confidential such information should be submitted in a separate sealed envelope prominently marked "CONFIDENTIAL".

4. Questions will be accepted in writing until March 17, 2015and 5:00 pm. Submit questions to Peggy McLaughlin, Port Director, Unalaska, AK, p: 907.581.1254, (pmclaughlin@ci.unalaska.ak.us). Reasonable effort will be made to insure that Offerors receive all addenda when issued. Notification of Addenda will only be sent by email. Receipt of email notification is requested for each addendum. All addenda shall be acknowledged on the GMP Proposal Form. If no addenda are received by the bidder, the word "None" shall be shown as specified.

5. The GMP portion of any Proposal may be modified or withdrawn by written notice received at the City of Unalaska prior to the time and date set for opening. A facsimile modification or withdrawal received prior to the time and date set for

opening will be effective if received at the office prior to the time and date set for bid opening. The fax number to use is 907-581-1417. It is the Proposer's responsibility to ensure that any and all faxes are received and are legible. Written or facsimile modifications shall not reveal the GMP, but shall provide the addition, subtraction, or other modification so that the final GMP prices or terms will not be known by the Owner until the sealed proposal is opened. Negligence on the part of the Offeror in preparing the proposal does not confer the right for the withdrawal of the proposal after it has been opened.

Formatted: Not Highlight

6. TThis RFP package with a complete set of exhibits and attachments in pdf format is available from several sources, including the City chazen@ci.unalaska.ak.us . It can also be obtained from the City Website _*www.ci.**unalaska**.ak.us/*~~_____ (907-___-____).~~.

7. IIt is the Owner's intent to review and score the proposals and to enter into one or more Preferential Use Agreements ~~–~~PUA's will be offered based on the proposal scoring the highest. The City will enter into preferential use agreements, which in the Committee's judgment and with the City Council approval will provide the most cost effective arrangement for the City.

DRAFT

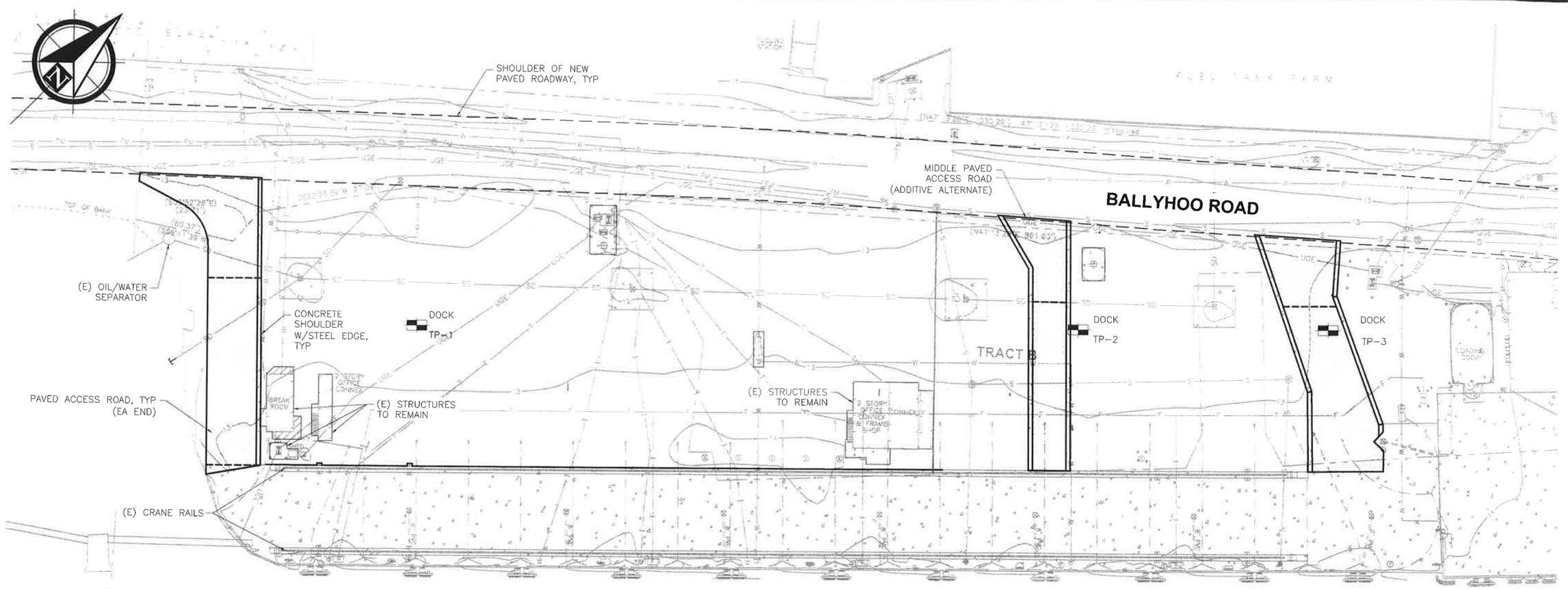

EXISTING LEGEND

- FOUND MONUMENT
- FOUND REBAR W/ AL. CAP
- FOUND REBAR
- SET MAG NAIL W/ PND FLASHER
- SET SPIKE W/ PND YPC
- RECORD INFO (SEE NOTE 3)
- ELECTRIC TRANSFORMER
- ELECTRIC PEDESTAL
- ELECTRIC VAULT
- ELECTRIC METER
- REEFER RECEPTACLE
- LIGHT POLE
- HIGH MAST LIGHT POLE
- TELEPHONE PEDESTAL
- CABLE TV PEDESTAL
- TELEPHONE VAULT
- WATER VALVE
- FIRE HYDRANT
- WATER VAULT
- STORM DRAIN CATCH BASIN
- CRANE VAULT
- FUEL MANHOLE
- FUEL VAULT
- PRESSURE SEWER C.O.
- SEWER MANHOLE
- SEWER LIFT STATION
- SEWER CLEANOUT
- BOLLARD
- LINE PLUG
- SEWER LINE
- PRESSURE SEWER
- WATER LINE (NOT LOCATED)
- WATER LINE
- FUEL LINE
- U.G. ELECTRIC
- U.G.PHONE/CABLE
- CONCRETE BUMPERS
- BUILDING
- EDGE OF GRAVEL ROAD
- CONCRETE
- WOOD DECKING
- STORM DRAIN
- RIGHT OF WAY
- DOCK TP-X GEOTECHNICAL TEST PIT LOCATION (APPROX.)

UMC DOCK SITE PLAN

SCALE IN FEET

30 0 30 60 90

PAVING AREAS

S END ACCESS ROAD		
ASPHALT	6,030	SF
CONCRETE	405	SF
MID ACCESS ROAD (ADD ALT)		
ASPHALT	3,310	SF
CONCRETE	775	SF
N END ACCESS ROAD		
ASPHALT	5,120	SF
CONCRETE	675	SF

NOTE:
ALL AS-BUILT INFORMATION PROVIDED BY KNIK CONSTRUCTION CO.

AS-BUILTS
APRIL 25, 2014

CAUTION!!

THE LOCATIONS OF EXISTING UTILITIES SHOWN ON THIS DRAWING ARE APPROXIMATE. THERE MAY ALSO BE ADDITIONAL UTILITIES THAT ARE NOT SHOWN. IT IS THE CONTRACTOR'S RESPONSIBILITY TO FIELD LOCATE ALL EXISTING UTILITIES PRIOR TO BEGINNING EXCAVATION.

WATER AND WASTEWATER	(907) 581-1260
TELEPHONE AND CABLE TV	(907) 581-1399
POWER & LIGHT	(907) 581-1260

NOTE: CONTACT THE CITY OF UNALASKA PRIOR TO ANY EXCAVATING.

PND Engineers, Inc. (PND) is not responsible for safety programs, methods or procedures of operation, or the construction of the design shown on these drawings. Where specifications are general or not called out, the specifications shall conform to standards of industry. Drawings are for use on this project only and are not intended for reuse without written approval from PND. Drawings are also not to be used in any manner that would constitute a detriment directly or indirectly to PND.

REV	DATE	DESCRIPTION

DATE: _____

1506 West 36th Avenue
Anchorage, Alaska 99503
Phone: 907.561.1011
Fax: 907.563.4220
www.pndengineers.com

PND ENGINEERS, INC.

PROJECT
CITY OF UNALASKA
UMC BACKREACH PAVING - PHASE I

TITLE
OVERALL SITE PLAN

DESIGNED BY:	DDH	DATE:	APRIL 25, 2014
CHECKED BY:	DST	PROJECT NO:	111111

SHEET NO: 3 OF 10

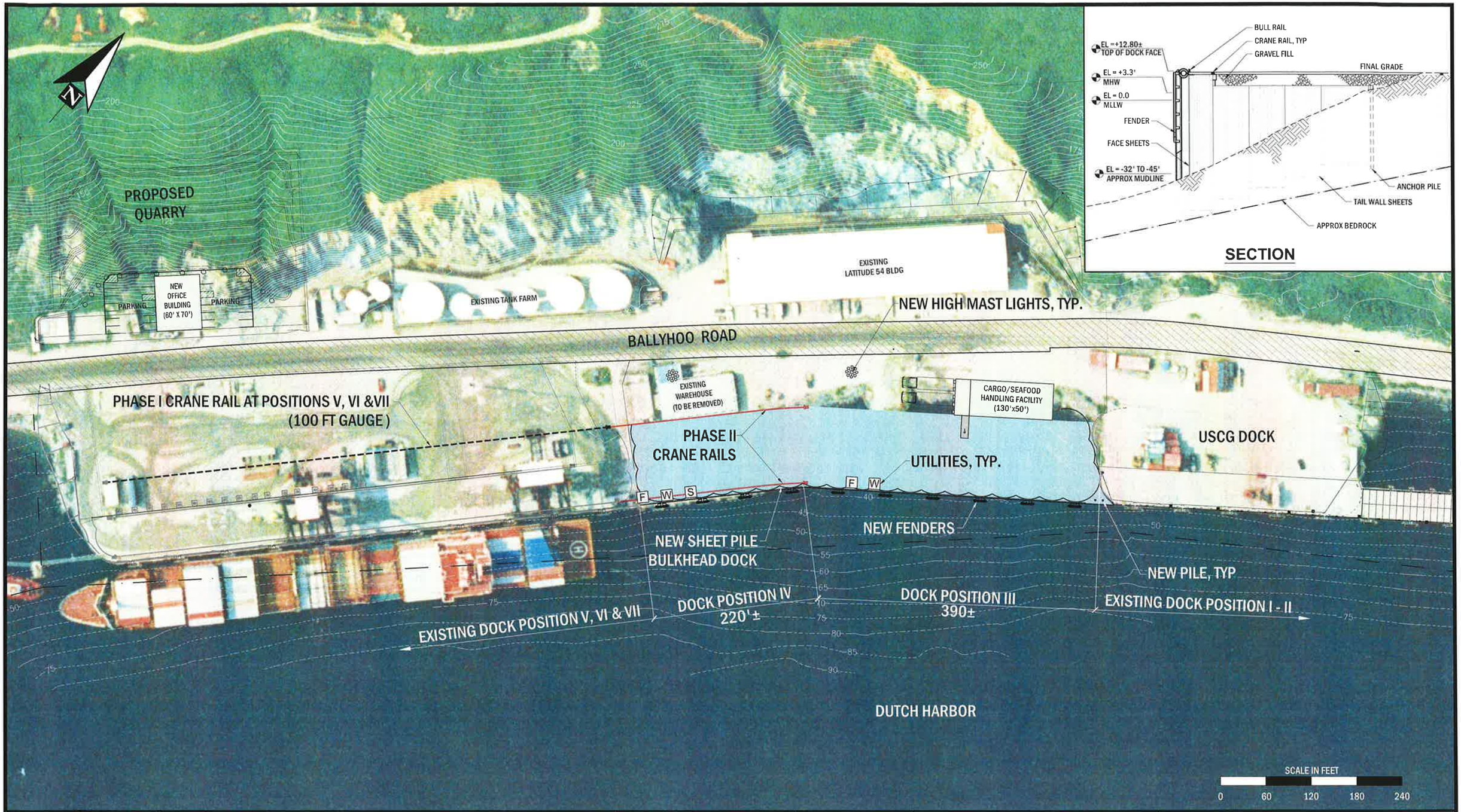

SECTION

CITY OF UNALASKA
INTERNATIONAL PORT OF UNALASKA OF DUTCH HARBOR

PROPOSED DOCK AREA PAVING

PROPOSED BACK REACH PAVING

EXISTING PAVEMENT

DRAFT
01/06/15

PND Engineers, Inc. (PND) is not responsible for safety programs, methods or procedures of operation, or the construction of the design shown on these drawings. Where specifications are general or not called out, the specifications shall conform to standards of industry. Drawings are for use on this project only and are not intended for reuse without written approval from PND. Drawings are also not to be used in any manner that would constitute a detriment directly or indirectly to PND.

REV	DATE	DESCRIPTION

DATE: _____

1506 West 36th Avenue
Anchorage, Alaska 99503
Phone: 907.561.1011
Fax: 907.563.4220
www.pndengineers.com

PND ENGINEERS, INC.

CITY OF UNALASKA
UMC DOCK POSITION III & IV REPLACEMENT

OVERALL CONCEPT LAYOUT

DESIGNED BY:	BJS	DATE:	JANUARY 2015	1	OF 1
CHECKED BY:	DST	PROJECT NO:	111135		

BOYD, CHANDLER & FALCONER, LLP
ATTORNEYS AT LAW
SUITE 302
911 WEST EIGHTH AVENUE
ANCHORAGE, ALASKA 99501
TELEPHONE: (907) 272-8401
FACSIMILE: (907) 274-3698
bcf@bcfaklaw.com

MEMORANDUM

TO: Peggy McLaughlin, Chris Hladick
City of Unalaska

FROM: Patrick W. Munson
Boyd, Chandler & Falconer, LLP

RE: Federal Shipping Act Requirements Regarding Preferential Use Agreements

DATE: March 2, 2015

You requested an analysis of whether federal law requires the City to solicit bids for a potential preferential use agreement ("PUA") at the Port of Dutch Harbor. In our opinion, federal law neither requires nor prohibits such agreements from being offered for public bid. Thus, the City may offer PUAs for public bidding or negotiate them privately, provided that the resulting contract does not "unreasonably" prefer or prejudice a particular user.

ANALYSIS

The Federal Shipping Act is the anti-monopoly statute applicable to ports and harbors. It acknowledges that competition is necessarily limited to a certain degree at marine terminals, and establishes a special system for preventing unreasonable favoritism and discrimination. In this regard, it is primarily a result-oriented statute, focusing more on whether an arrangement between shippers and terminal operators is unreasonable than on how such deals are negotiated.

The Shipping Act applies to the City/Port of Unalaska as a "marine terminal operator" ("MTO").[1] The City therefore may not

> (1) agree with another marine terminal operator or with a common carrier to boycott, or unreasonably discriminate in the provision of terminal services to, a common carrier or ocean tramp;
> (2) give any undue or unreasonable preference or advantage or impose any undue or

---

[1] *See* 46 USC § 40102(14) *and* 46 CFR 525.1(c)(13) (defining "marine terminal operator"); 46 U.S. Code § 40102(6) *and* 46 CFR 535.104(f) (defining "common carrier").

unreasonable prejudice or disadvantage with respect to any person; or
(3) unreasonably refuse to deal or negotiate.[2]

Notably, none of these restrictions require a particular process between carriers and operators. Rather, the first two restrictions establish qualitative criteria for terms of final agreements that are not allowed: "unreasonable discrimination", "undue or unreasonable preference or advantage" and "prejudice or disadvantage". These provisions leave the negotiation process up to the entities involved. Only if the resulting deal violates these standards will the Federal Maritime Commission ("FMC") find a violation of the Shipping Act. Thus, 46 USC § 41106 neither requires nor prohibits the City from soliciting proposals or bids for a PUA *as long as the resulting deal does not unreasonably prejudice or discriminate against another similarly-situated carrier*.[3] Note that a deal is not "unreasonable" if there is a reasonable basis for granting some preferential treatment to a particular entity. In other words, the Act does not mandate equal treatment; it mandates that disparate treatment have a "reasonable" basis (such as one party being willing to pay more to have preferential use of a particular area of the port).

However, an MTO may not "unreasonably" refuse to negotiate or deal with a carrier that wishes to engage in such negotiations. 46 USC § 41106(3). This is a very high threshold that cannot be satisfied simply by asserting, for example, that the MTO did not agree to a particular deal that the complaining shipper believes was reasonable. Rather, it prohibits an MTO from refusing to negotiate in good faith, refusing to even consider a bona fide offer, or take some other action that essentially cuts the complaining party out of a negotiation process. While this standard neither requires nor prohibits an MTO from requesting bids for a PUA (or, conversely, from engaging in sole source negotiations), it demonstrates the Shipping Act's underlying preference for fostering competition to the extent possible in this unique industry.

So while the Shipping Act does not *require* the City to open the process for bidding, the City clearly *can* do so because the process would increase competition, not limit it. Sole sourcing the negotiation would be more likely to lead to a claim from an excluded carrier that the

---

[2] 46 USC § 41106(1)-(3); *see* 46 C.F.R. 525.1(c)(15) (broadly defining "person").

[3] That is an extremely fact-intensive question, and one that we cannot answer in the abstract. The Federal Maritime Commission (FMC) has determined that MTOs may prefer or disadvantage similarly-situated parties if doing so is justified by "differences in transportation factors." *Ceres Marine Terminals, Inc. v. Maryland Port Admin.*, 27 S.R.R. 1251 (1997). "Transportation factors" are conditions that relate to day to day operations or are "necessary to the operation of the terminal." *A.P. St. Philip, Inc. v. Atlantic Land & Improvement Co.*, 13 F.M.C. 166, 173 (1969).

City "refused to deal" with that carrier. Even though such a claim might very well fail, the safer course is to open the process for bidding even if that is not required.

Sea Grant
Alaska

Alaska Sea Grant
1007 W. 3rd Avenue, Suite 100
Anchorage, AK 99501
(907) 274-9691
alaskaseagrant.org

February 9, 2017

Frank Kelty, Mayor
City of Unalaska
Box 610
Unalaska, AK 99685

Dear Mayor Kelty,

First, I would like to thank the City of Unalaska for their financial contribution in support of the Unalaska Marine Advisory agent/UAF coordinator, Melissa Good last year. Unalaska advocated strongly for this position in the late 1990's and the City has always been a strong supporter. We appreciate that very much.

Melissa has been in her position for about two and ½ years. Melissa supports Unalaska teachers and students by coordinating Sea Week and Dockside Discovery Day, teaching at culture camp, participating in the UCSD career fair and co-coaching the Unalaska National Ocean Science Bowl high school team. Melissa organized the Aleutian Life Forum this summer highlighting relevant research and will host the Western Alaska Integrated Science Conference this April – both of which bring a number of guests to Unalaska. She samples for toxic algae and potential invasives, responds to marine mammal strandings and has held workshops on coastal resilience. The other half of her days are spent advising UCSD students on college classes, proctoring placement tests, organizing distance and locally delivered college classes including boiler repair, history of the Aleutians, and scuba diving. Melissa partners regularly with the City, UCSD, Museum, Qawalangin Tribe, Fish and Game and various seafood companies. Melissa hosts information about relevant topics and her work on the Aleutian-Pribilof Islands Marine Advisory Facebook page.

As you know, UAF continues to face significant cuts to state funding and has not been able to fully fund Melissa's position. Currently she receives 4.5 months of salary from UAF's Bristol Bay Campus for class coordination, 1 month of salary from the City of Unalaska and the balance of her 6.5 months of work from Alaska Sea Grant federal funds.

I am writing to the City to formally ask you to continue to support the Unalaska Sea Grant Marine Advisory position. We would greatly appreciate it if you could support at least one month of salary for this position (roughly $13,700 salary including benefits and UAF geographic differential) and office rent. This would be a strong indicator of community support and be excellent leverage in convincing UAF to continue to support this position.

I do not ask for this support lightly. The City of Unalaska donated office space for Reid Brewer for almost 10 years. The City has also made it very clear to UAF that they value the university's presence in the community. However, UAF is facing very severe cuts and our program is no exception.

I know you agree that Melissa Good is a strong asset to the community. Thank you for your consideration of our request for continued support.

Sincerely,

Paula Cullenberg, Director
Alaska Sea Grant

Cc: Deborah Mclean Nelson, Director, UAF Bristol Bay Campus

CITY OF UNALASKA
UNALASKA, ALASKA

RESOLUTION NO. 2017-26

A RESOLUTION OF THE UNALASKA CITY COUNCIL AUTHORIZING THE CITY MANAGER TO NEGOTIATE AND ENTER INTO AGREEMENTS WITH TURNAGAIN MARINE CONSTRUCTION AND PND ENGINEERS, INC TO CONSTRUCT THE UNALASKA MARINE CENTER DOCK POSITION 3 & 4 REPLACEMENT PROJECT IN A TOTAL AMOUNT NOT TO EXCEED $39,000,000.

WHEREAS, the City of Unalaska, Alaska recognized the necessity to make improvements to the 50+ year old UMC Position 3 and 40+ year old UMC Position 4; and

WHEREAS, the City of Unalaska, Alaska adopted the UMC Positions 3 & 4 Replacement Project as a Capital Project; and

WHEREAS, the City of Unalaska adopted a Capital Project Budget which includes funding for the construction of the UMC Positions 3 & 4 Replacement Project, and

WHEREAS, the City of Unalaska has been authorized to accept a loan from the Alaska Municipal Bond Bank to finance a portion of the costs of capital improvements, and

WHEREAS, PND Engineers, Inc, completed the project design, provided bid phase services, is the project's Engineer of Record, and

WHEREAS, the UMC Positions 3 & 4 Replacement Project was advertised for over thirty days and three bids were received; and

WHEREAS, Turnagain Marine Construction, an experienced construction firm, was determined to be the best value based on technical proposal and cost.

NOW, THEREFORE, BE IT RESOLVED that the Unalaska City Council authorizes the City Manager to negotiate and enter into agreements with Turnagain Marine Construction and PND Engineers, Inc for the construction of the UMC Dock Positions 3 & 4 Replacement Project in the amount not to exceed $39,000,000.

PASSED AND ADOPTED BY A DULY CONSTITUTED QUORUM OF THE UNALASKA CITY COUNCIL THIS 28TH DAY OF MARCH, 2017.

_____
Mayor

_____
City Clerk

MEMORANDUM TO COUNCIL

TO: MAYOR AND CITY COUNCIL MEMBERS

FROM: TOM COHENOUR, DIRECTOR OF PUBLIC WORKS

THRU: DAVID A. MARTINSON, CITY MANAGER

DATE: MARCH 28, 2017

RE: RESOLUTION 2017-26 AUTHORIZING THE CITY MANAGER TO NEGOTIATE AND ENTER INTO AGREEMENTS WITH TURNAGAIN MARINE CONSTRUCTION AND PND ENGINEERS, INC FOR THE CONSTRUCTION OF THE UMC POSITION 3 & 4 REPLACEMENT PROJECT IN THE TOTAL AMOUNT NOT TO EXCEED $39,000,000

SUMMARY: Resolution 2017-26 will award the construction of the Unalaska Marine Center Position 3 & 4 Replacement Project to Turnagain Marine Construction (Turnagain) and PND Engineers, Inc (PND) for the total not-to-exceed sum of $39,000,000. Funding will come from the Ports proprietary fund and a loan from the Alaska Municipal Bond Bank.

PREVIOUS COUNCIL ACTION:

- Ordinance 2012-04: adopting the FY13 Operating and Capital Budget for the City of Unalaska.
- Resolution 2014-06: authorizing the City Manager to enter into an agreement with PND Engineers, Inc. for preliminary design, permitting and geotechnical investigation in an amount not to exceed $420,858.00.
- Resolution 2015-37: authorizing the City Manager to enter into an agreement with PND for preliminary design (30%), master planning and project scoping, public input process and report, permitting support and IHA application, existing warehouse structural and electrical condition assessment, and UMC upland survey and bathymetry in an amount not to exceed $489,135.
- Ordinance 2015-10: adopting the FY16 Operating and Capital Budget for the City of Unalaska, provided an additional $904,858 for the Project.
- Resolution 2016-13: authorizing the City Manager to extend the PND contract for the Unalaska Marine Center Positions 3 and 4 Expansion Project for 65% design completion in an amount not to exceed $935,000 and further authorize the City Manager to extend the PND's contract for final design, project improvement analysis, and project bidding support upon adoption of the City of Unalaska FY17

Capital Budget including appropriations for Unalaska Marine Center Positions 3 and 4 Expansion Project in an amount not to exceed $1,021,802.

- Ordinance 2016-12: adopting the FY2017 Operating & Capital Budgets, including $1,121,000 for UMC Position III & IV Replacement design work by PND.
- Ordinance 2017-05: a budget amendment which increased funding for this project by $161,500 for final design services.

BACKGROUND: This project will replace the existing 50+ year old wooden pile supported dock Position 3 and the 30+ year old steel pile supported dock Position 4 with a single modern, high capacity sheet pile bulkhead dock that extends from the existing US Coast Guard Dock Position 2 to the UMC Dock Position 5.

Unalaska Port operations see numerous Catcher Processor offloads occurring at Dock Positions 3 and 4; these operations require more length at the face of the dock and more uplands area than the existing infrastructure allows. The existing pile supported docks located at Positions 3 and 4 are aging structures located in shallower water that no longer meet the needs of the Port. Dock Position 3 is a timber pile supported dock with approximately 160-ft. of dock face constructed in the 1960's by the US Army Corps of Engineers. This dock has been used for the Alaska Marine Highway System, vessel moorage and Catcher Processor offloads, but use of this structure is severely limited due to the low load carrying capacity of the dock. The bull rails, deck surface, and bollards have deteriorated with age and heavy use. Dock Position 4 is a steel pile supported concrete deck structure with an approximate length of 200-ft. constructed in the 1980's by the State of Alaska. Similar to Dock Position 3, use of this dock is limited due to the low load capacity of the structure. Erosion has damaged a retaining wall beneath the dock that is very difficult to repair and has the potential for further damage to adjacent portions of the dock.

Positions 3 and 4 do not align with the larger sections of the UMC, significantly limiting usable moorage space. This Project will align the adjacent facilities of the UMC and the Coast Guard dock thereby eliminating two angle breaks and provide substantially more usable moorage and working area allowing for larger vessel berthing as well as simultaneous use of the UMC facilities. It will also provide for future extension of the existing container crane rail system to accommodate the expected increase in container handling at the UMC.

During the 2012 CMMP process, the UMC Expansion and Replacement Project for Positions 3 and 4 was proposed and adopted by Council. In January of 2014, Council authorized the contract with PND for the preliminary design. In 2015, the City Council authorized PND to design up to 30% and further the permitting and data collection for marine mammals as well as the public input process. In FY16, City Council authorized funds for the Project's final design.

DISCUSSION: The proposed project provides 610-ft of new dock face with a minimum water depth of approximately 45 ft. The project will also provide approximately 220-ft of dock aligned with exiting UMC Positions 5 through 7, creating the added length needed for modern container ships to utilize the Port of Dutch Harbor.

The work to be awarded under this Contract will require demolition of Positions 3 & 4 of the existing UMC Dock to allow for installation of a new OPEN CELL SHEET PILE™ bulkhead with an approximate length of 750 feet. Major work items include demolition of two existing pile supported docks, removal and salvage of existing armor rock, and installation of a new sheet pile bulkhead, vibracompaction, structural steel, new pile supported concrete crane rail beams, interlocking concrete block pavement surface, and high mast lighting. Additional work items to be constructed as part of the Project include new fenders, a new water service, removal of existing fuel lines, installation of new fuel lines and associated cathodic protection system, removal of asphalt and concrete pavement, as well as storm drain, sewer, electrical, and communication improvements.

Final design of the Project was completed by PND in February of 2017, advertised for thirty days on the City Website per Ordinance, and advertised weekly in the ADN Legal Ads section for four weeks. The Invitation to Bid called for Technical Proposals and Cost Proposals.

The Cost Proposal requested pricing for the following:

Base Bid
Additive Alternate #1 - Ballyhoo Extension Tidelands Fill
Additive Alternate #2 - Onsite Quarry
Additive Alternate #3 - 4" Pavers

Technical Proposals describing each bidders qualifications and their approach to the work was worth 10% of the overall bid were received on March 15, 2017, and scored by a team of Staff which consisted of Port Director Peggy McLaughlin, Deputy Port Director Scott Brown, City Engineer Robert Lund, Dempsey Thieman of PND Engineers, Inc., and Tom Cohenour, Director of Public Works.

Cost Proposals worth 90% of the overall bid were received on March 22, 2017, at the offices of PND Engineers, Inc. in Anchorage. They were opened and read aloud in public, and recorded on the Bid Tabulation which incorporates the scoring of the Technical Proposals.

A total of three firms submitted Technical and Cost proposals:

Orion Construction
Turnagain Marine
Pacific Pile & Marine

TURNAGAIN MARINE The results of the Bid Tabulation revealed that Turnagain Marine Construction (Turnagain) had both the highest rated Technical Proposal and the lowest Base Bid Price and the lowest Additive Alternate #3 - 4" Pavers price. Turnagain did not submit the lowest price for Additive Alternate #1 – Ballyhoo Extension Tidelands Fill and chose not to submit pricing for Additive Alternate #2 – Onsite Quarry. **The Bid Tabulation is included with this memo as Attachment #1.**

PND ENGINEERS, INC. PND's involvement with this project covers a span of six years. From the initial concept to preliminary design, public presentations, geotechnical explorations, marine mammal counts, permitting, and bidding. PND owns the patent on the

OPEN CELL SHEET PILE™ design. PND is the engineer of record and submitted a price proposal to provide the City with construction phase engineering, inspection, and oversight.

PROJECT BUDGET

Turnagain Base Bid	$34,066,670.
Turnagain Additive Alternate #3 – 4" Pavers	$78,565.
PND CA Services (engineering, inspection)	$1,910,000
Contingency 8%	$2,944,765.
Total	$39,000,000.

ALTERNATIVES: Alternatives include, but are not limited to, the following:

TURNAGAIN

A. Choose not to award the construction contract
B. Award the base bid alone
C. Award base bid and Additive Alternate #3

PND

A. Choose not to award the CA Services contract
B. Award the CA Services contract

FINANCIAL IMPLICATIONS: Funding will come from the Ports Department Proprietary Fund which includes proceeds of the bond sale. The project is fully funded and able to award Contracts to Turnagain for construction and PND for construction engineering.

LEGAL: The City Manager will determine whether a legal opinion is required.

STAFF RECOMMENDATION: Staff recommends Council approve Resolution 2017-26 and award the work to Turnagain for construction and PND for construction administration and inspection.

PROPOSED MOTION: I move to approve Resolution 2017-26.

CITY MANAGER'S COMMENTS: I recommend the Council approve the resolution allowing the City Manager to enter into agreements with both Turnagain and PND for a total amount not to exceed $39,000,000.

Owner: City of Unalaska
Project: UMC Dock Position III IV Replacement
Scope: Final Score Evaluation/Bid Opening

Wednesday March 22, 2017
2:00 PM (AKST)

	Price	Technical Score	Total
WEIGHTS	90%	10%	100%

ONLY ENTER VALUES INTO CELLS HIGHLIGHTED IN YELLOW

	BASE BID	ADD ALT #1 BALLYHOO EXTENSION	ADD ALT #2 ONSITE QUARRY	ADD ALT #3 4" PAVERS	Technical Score
Bidder	Bid Price	Bid Price	Bid Price	Bid Price	Raw Average
Orion Marine	$ 40,981,100.00	$ 2,454,160.00	$ 2,667,980.00	$ 218,300.00	93.60
Turnagain	$ 34,066,670.00	$ 3,653,700.00	$ 4,327,031.25	$ 78,565.00	94.50
Pac. Pile	$ 37,839,450.00	$ 3,995,000.00	$ 5,371,000.00	$ 132,000.00	81.90
Engineer's Estimate	$ 35,770,200.00	$ 3,061,200.00	$ 1,887,300.00	$ 244,900.00	

PND ENGINEERS, INC.

CITY OF UNALASKA
UNALASKA, ALASKA

RESOLUTION NO. 2017-27

A RESOLUTION OF THE CITY COUNCIL OF THE CITY OF UNALASKA SUPPORTING FUNDING TO THE ALASKA PUBLIC BROADCASTING COMMISSION

WHEREAS, a well-functioning democracy and vibrant economy are dependent upon an educated and informed populace, and public broadcasting strives to meet that need; and

WHEREAS, public radio is the sole source of news in most rural Alaska communities; and

WHEREAS, the City of Unalaska's local public radio station, KUCB, provides a valuable public service by disseminating information about local civic issues and community events; and

WHEREAS, KUCB provides essential public safety emergency information and a link to the Emergency Alert System; and

WHEREAS, the Alaska Public Broadcasting Commission budget has already realized cuts in both FY16 and FY17, resulting in significant funding reductions at the station level; and

WHEREAS, additional cuts will result in serious and permanent harm to station across Alaska, including KUCB in Unalaska. Impacts would include reductions in staff and corresponding reductions in local service;

NOW, THEREFORE, BE IT RESOLVED that the City Council of the City of Unalaska respectfully urges the Alaska Legislature to maintain the Alaska Public Broadcasting Commission funding at current levels.

PASSED AND ADOPTED BY A DULY CONSTITUTED QUORUM OF THE UNALASKA CITY COUNCIL THIS 28TH DAY OF MARCH 2017.

_____
Mayor

ATTEST:

_____
City Clerk

Memorandum

To: Unalaska City Council

CC: City Manger Martinson, City Clerk Hazen,

From: Mayor Frank Kelty,

Date: March 24, 2017

Subject: Resolution in Support of Funding for Alaska Public Broadcasting Commission

I bring this Resolution to the City Council to inform the Alaska State Legislature of our continued support of the current funding levels for the Alaska Public Broadcasting Commission. There is pending legislation in a Senate subcommittee to cut $2.0 million for radio and $630,000 for TV; these were the funding amounts included in Gov. Walker's budget. The Alaska Public Broadcasting Commission has faced cuts the past two years of over 1 million dollars annually. I think we all know the importance of Public Broadcasting across Alaska and especially to KUCB in Unalaska. Last week we all received a letter from local resident Abi Woodbridge on her concerns on funding for Alaska Public Broadcasting Commission and I've had discussions with Lauren Adams, station manager of KUCB, on her concerns with the impacts to the station from reduced state funding.

The City of Unalaska has assisted with funding for KUCB radio and TV for many years, which shows the importance we place on public broadcasting in this community. We have also passed many Resolutions over the years that have been sent to the legislature in support of public broadcasting. I thank the Council for your consideration on the adoption of this resolution.

Best Regards

Mayor Frank Kelty

NORTH PACIFIC FISHERY MANAGEMENT COUNCIL
Meeting Agenda

605 W. 4th Ave. Suite 306
Anchorage, AK 99501
(907) 271-2809
Fax (907) 271-2817

Dan Hull, Chairman
Chris Oliver, Executive Director
Telephone (907) 271-2809
Visit our website: www.npfmc.org

April 3-11, 2017 **Anchorage, AK**

233rd Plenary Session

The North Pacific Fishery Management Council will meet the week of April 3, 2017 at the Hilton Hotel, 500 W. 3rd Avenue, Anchorage, AK. Other meetings to be held during the week are:

Scientific and Statistical Committee: April 3-5, King Salmon/Illiamna Room
Advisory Panel: April 4-8, Dillingham/Katmai Room
Council: April 5-11, Aleutian Room
Legislative Committee: April 3, 1pm - 5pm, Room TBA
Ecosystem Committee: April 4, 9am - 5pm, Room TBA

All meetings are open to the public, except executive sessions. Information on submitting comments in writing or in person can be found in the PUBLIC COMMENT INFORMATION attached below. The deadline for written comments is 5:00 pm (AST) on Tuesday, March 28, 2017. They should be emailed to npfmc.comments@noaa.gov. The Council meeting will be broadcast at https://npfmc.adobeconnect.com/april2017. Motions will be posted following the meeting.

April 2017 meeting — Attached are the meeting Schedule, Committee Meeting Agendas, and Public Comment Information.

Attachments: SCHEDULE (Hyperlink)

A. CALL MEETING TO ORDER

A1 ID 17-008 Approval of Agenda

A2 ID 17-009 Minutes and Summary from Previous Meeting

A3 ID 17-010 In Meeting Minutes (committee minutes drafted during meeting)

Attachments: AP Minutes Final Feb 2017 (Hyperlink)
SSC Report Final Feb 2017 (Hyperlink)

B. REPORTS

B1 REP 17-011 Executive Director's Report (including update on Social Science Strategy Group development, report from the Lenfest Fisheries Ecosystem Task Force, CCC update, Legislation update, and update on SBRM requirements)

Attachments:
- B1 IPHC to Council Annual Meeting Updates
- B1 CCC Agenda Feb/Mar 2017 Meeting (Hyperlink)
- B1 Regional Councils Ltr - SOC Wilber Ross 170301
- B1 Regional Councils Ltr - President Trump re Natl.Monuments
- B1 OLE National Enforcement Priorities 2012-17 (hyperlink)
- B1 Interactive Ocean Action Agenda (hyperlink)

B2 REP 17-012 NMFS Management Report (including Marine Mammals Take Accounting, Fur Seal Status and Management planning, AFSC Research Prioritization)

Attachments:
- B2 Recusal Examination-CDQ Ownership Attribution
- B2 IFQ Cost Recovery Report 2017
- B2 Rockfish Cost Recovery Report 2017

B3 REP 17-013 ADF&G Report

B4 REP 17-014 NIOSH Report

B5 REP 17-016 USCG Report

B6 REP 17-017 USFWS Report

B7 REP 17-018 Protected Species Report

C. MAJOR ISSUES/FINAL ACTION ITEMS

C1 FMP 17-002 Scallop SAFE and Plan Team Report - Set OFL/ABC harvest.specifications

Attachments:
- C1 Scallop SAFE 2017
- C1 Scallop Plan Team Minutes Feb.2017
- C1 Aging Protocol
- C1 2016 Scallop Dredge Survey Report

C2 FMP 17-004 Salmon FMP Amendment - Discussion Paper

Attachments:
- C2 State vs UCIDA
- C2 Discussion Paper Salmon FMP

C3 BYC 17-004 Pollock ICA/IPA Reports; Update on Salmon Genetics; Salmon PSC Genetics Distribution Discussion Paper

Attachments:
- Genetics of Chum PSC BS pollock trawl & GOA groundfish (Hyperlink)
- Genetics of Chinook bycatch in 2015 GOA trawl (Hyperlink)
- Genetics of Chinook bycatch in 2015 BS pollock (Hyperlink)
- C3 Inshore SSIP Report FINAL 2016

C4 Catch 17-007 Co-op Reports (AFA, Am80, GOA Rockfish, BSAI Crab)

C5 Catch 17-009 Central GOA Rockfish Program Review

Attachments:
- C5 Rockfish Program Review April 2017

C6 Cons 17-003 EFH Omnibus Amendment - Initial/Final Review

Attachments:
- C6 EFH Omnibus Ams 2017 Final EA
- Appendix 1 BSAI GF EFH
- Appendix 2 GOA EFH Descriptions
- Appendix 3 BSAI Crab EFH Descriptions
- Appendix 4 Salmon EFH Descriptions
- Appendix 5 Arctic EFH Descriptions
- Appendix 6 Impacts to EFH from non-fishing activities

C7 BYC 17-009 Halibut Abundance-based PSC Limits - Discussion Paper

C8 Catch 17-003 CDQ Ownership Caps - Final Action

Attachments:
- C8 CDQ Ownership Attribution RIR_PublicReview 031317

C9 BYC 17-010 EM Working Group Report

C10 Cons 17-005 Lead Level 2 Observers - Initial Review

Attachments:
- C10 LL2 Observers Initial Review

D. OTHER ISSUES

D1 Cons 17-006 BSAI Crab Binding Arbitration Formula - Discussion Paper

Attachments:
- D1 Crab Binding Arbitration Discussion Paper

D2 Catch 17-010 BSAI Tanner Crab Custom Processing Cap - Discussion Paper

Attachments:
- D2 Tanner Crab Custom Processing Exemption

D3 Cons 17-008 BSAI Fishery Ecosystem Plan - Update

D4 GF 17-010 Programmatic Groundfish Objectives - Review

E. STAFF TASKING

E1 ID 17-011 Staff Tasking

Agenda SCHEDULE (*updated March 14, 2017*) **April 2017**

	SSC King Salmon/Iliamna Room	AP Katmai/Dillingham Room	Council Aleutian Room
Monday April 3 Legislative Cmte 1pm – 5pm	8:00 am C1 Scallop SAFE and OFL/ABC Specifications D3 BS Fishery Ecosystem		
	1:00 pm C6 EFH Omnibus Am. C10 Lead Level 2 Observ		
Tuesday April 4 Ecosystem Cmte 9am-5pm	8:00 am C3 Salmon Genetics C5 GOA Rockfish Program	8:00 am C1 Scallop SAFE and OFL/ABC Specifications C2 Salmon FMP Am.	
	1:00 pm Marine Mammals Take Accounting; Fur Seal Status and Management; AFSC Research Prioritization	1:00 pm C3 Pollock ICA/IPA and Salmon Genetics	
Wednesday April 5	8:00 am C7 Halibut Abundance-based PSC limits	8:00 am C4 Co-op Reports	8:00 am B Reports
	1:00 pm *continue as necessary*	1:00 pm C5 GOA Rockfish Program C8 CDQ Ownership Caps	1:00 pm B Reports
Thursday April 6 EM Hearing - NMFS (6pm-7pm)	8:00 am preparation and review of minutes	8:00 am C6 EFH Omnibus Am. C7 Halibut Abundance-based PSC limits	8:00 am C1 Scallop SAFE and OFL/ABC Specifications C2 Salmon FMP Am.
		1:00 pm C7 continued C9 EM Work Group	1:00 pm C2 *continued* C3 Pollock ICA/IPA and Salmon Genetics
Friday April 7		8:00 am C10 Lead Level 2 Observ D1 Crab Binding Arb.	8:00 am C3 *continued*
		1:00 pm D2 BSAI Tanner Crab Cap D3 BS Fishery Ecosystem	1:00 pm C4 Co-op Reports ***4 pm Executive Session (T)***
Saturday April 8		8:00 am D4 Programmatic Groundfish Objectives E1 Staff Tasking	8:00 am C5 GOA Rockfish Program C8 CDQ Ownership Caps
			1:00 pm C6 EFH Omnibus Am. C7 Halibut Abundance-based PSC limits
Sunday April 9			8:00 am C7 continued C9 EM Work Group
			1:00 pm C10 Lead Level 2 Observ.
Monday April 10			8:00 am D1 Crab Binding Arb. D2 Tanner Crab Cap
			1:00 pm D3 BS Fishery Ecosystem D4 Programmatic Groundfish Objectives
Tuesday April 11			8:00 am E1 Staff Tasking
			1:00 pm *continue as necessary*

NOTE: The above agenda items may not be taken in the order in which they appear and are subject to change as necessary. All meetings are open to the public with the exception of Council Executive Sessions.